



US00D912590S

(12) **United States Design Patent**
Rosello Visa

(10) **Patent No.:** **US D912,590 S**

(45) **Date of Patent:** **** Mar. 9, 2021**

(54) **VEHICLE WHEEL RIM**

(71) Applicant: **AUDI AG**, Ingolstadt (DE)

(72) Inventor: **Albert Rosello Visa**, Ingolstadt (DE)

(73) Assignee: **AUDI AG**, Ingolstadt (DE)

(**) Term: **15 Years**

(21) Appl. No.: **29/722,740**

(22) Filed: **Jan. 31, 2020**

(30) **Foreign Application Priority Data**

Nov. 4, 2019 (EM) 007181631

(51) **LOC (13) Cl.** **12-16**

(52) **U.S. Cl.**
USPC **D12/209**

(58) **Field of Classification Search**
USPC D12/204–213; D21/563
CPC B60B 7/00; B60B 7/02; B60B 7/04; B60B
7/01; B60B 7/06; B60B 3/02; B60B 3/04;
B60B 3/06; B60B 3/10; B60B 1/00;
B60B 1/08; B60B 1/10; B60B 1/12
See application file for complete search history.

(56) **References Cited**

U.S. PATENT DOCUMENTS

D685,709 S	*	7/2013	Hanaoka	D12/209
D752,496 S	*	3/2016	Smith	D12/209
D753,045 S	*	4/2016	Kawaguchi	D12/209
D759,566 S	*	6/2016	Valencia Pollex	D12/211
D804,388 S	*	12/2017	Snyder	D12/209

D818,926 S	*	5/2018	Miyazawa	D12/209
D848,925 S	*	5/2019	Myrberg	D12/209
D857,590 S	*	8/2019	Setter	D12/209
D860,910 S	*	9/2019	Daniel	D12/209
D871,995 S	*	1/2020	Bjerke	D12/209
D877,025 S	*	3/2020	Rosello Visa	D12/209
D877,028 S	*	3/2020	Kusunoki	D12/209
D881,102 S	*	4/2020	Liu	D12/209
D889,361 S	*	7/2020	Minchella	D12/209
D893,384 S	*	8/2020	Tanaka	D12/209
D894,810 S	*	9/2020	Rosello Visa	D12/209
D896,726 S	*	9/2020	Rosello Visa	D12/209
D896,728 S	*	9/2020	Rosello Visa	D12/209
D897,259 S	*	9/2020	Daniel	D12/209
D897,260 S	*	9/2020	Rosello Visa	D12/209
D897,261 S	*	9/2020	Valencia Pollex	D12/209
D898,652 S	*	10/2020	Valencia Pollex	D12/209
D904,269 S	*	12/2020	Bjerke	D12/209
D904,958 S	*	12/2020	Setter	D12/209
D905,610 S	*	12/2020	Rosello Visa	D12/209
D906,217 S	*	12/2020	Rosello Visa	D12/209

* cited by examiner

Primary Examiner — Stacia A Cadmus

(74) *Attorney, Agent, or Firm* — Lucas & Mercanti, LLP;
Klaus P. Stoffel



(57) **CLAIM**

The ornamental design for a vehicle wheel rim, as shown and described.

DESCRIPTION

FIG. 1 is a front view of the vehicle wheel rim of the present invention; and,
FIG. 2 is a front, side perspective view thereof.

1 Claim, 2 Drawing Sheets






Fig. 1



Fig. 2