



US00D912589S

(12) **United States Design Patent**  
**Hale, Jr.**

(10) **Patent No.:** **US D912,589 S**

(45) **Date of Patent:** **\*\* Mar. 9, 2021**

(54) **FRONT FACE OF A VEHICLE WHEEL**

(71) Applicant: **Wheel Pros, LLC**, Greenwood Village,  
CO (US)

(72) Inventor: **Arthur D. Hale, Jr.**, Compton, CA  
(US)

(\*\*) Term: **15 Years**

(21) Appl. No.: **29/719,572**

(22) Filed: **Jan. 6, 2020**

(51) **LOC (13) Cl.** ..... **12-16**

(52) **U.S. Cl.**  
USPC ..... **D12/209**

(58) **Field of Classification Search**  
USPC ..... D12/204–213; D21/563  
CPC .... B60B 7/00; B60B 7/02; B60B 7/04; B60B  
7/01; B60B 7/06; B60B 3/02; B60B 3/04;  
B60B 3/06; B60B 3/10; B60B 1/00;  
B60B 1/08; B60B 1/10; B60B 1/12  
See application file for complete search history.

D504,859 S	5/2005	Sulahian
D505,374 S	5/2005	Aleman
D510,307 S	10/2005	Howes
D523,797 S	6/2006	Gallert
D524,212 S	7/2006	Phillips
D524,220 S	7/2006	Scheu
D528,495 S	9/2006	Truebsbach
D542,209 S	5/2007	Pfeiffer
D549,148 S	8/2007	Buschmann
D569,777 S	5/2008	Chung
D577,650 S	9/2008	Chung
D579,845 S	11/2008	Chung
D582,831 S	12/2008	Musser
D598,357 S	8/2009	Chung
D617,723 S	6/2010	Zhao
D623,109 S	9/2010	Markefka
D635,903 S	4/2011	Zhang
D654,007 S	2/2012	Nissl
D654,420 S	2/2012	Guay
D660,771 S	5/2012	Mueller-Stolz
D669,009 S	10/2012	Chung
D686,961 S	7/2013	Chung
D695,193 S	12/2013	Kong
D698,298 S	1/2014	Cortes

(Continued)

*Primary Examiner* — Stacia A Cadmus

(74) *Attorney, Agent, or Firm* — Eric Hanscom

(56) **References Cited**

**U.S. PATENT DOCUMENTS**

D291,796 S	9/1987	Reid	
D361,975 S	9/1995	Weld	
D391,216 S	2/1998	Ballmann	
D408,775 S	4/1999	Shikado	
D453,492 S	2/2002	Laengerer	
D455,698 S	4/2002	Chung	
D460,942 S *	7/2002	Lee	D12/211
D467,212 S	12/2002	Noriega	
D470,094 S	2/2003	van Hooydonk	
D480,036 S	9/2003	Laengerer	
D482,996 S	12/2003	Sulahian	
D492,925 S	7/2004	Fitzgerald	
D496,317 S	9/2004	Kataoka	
D499,684 S	12/2004	Cheng	
D502,438 S	3/2005	Weld	


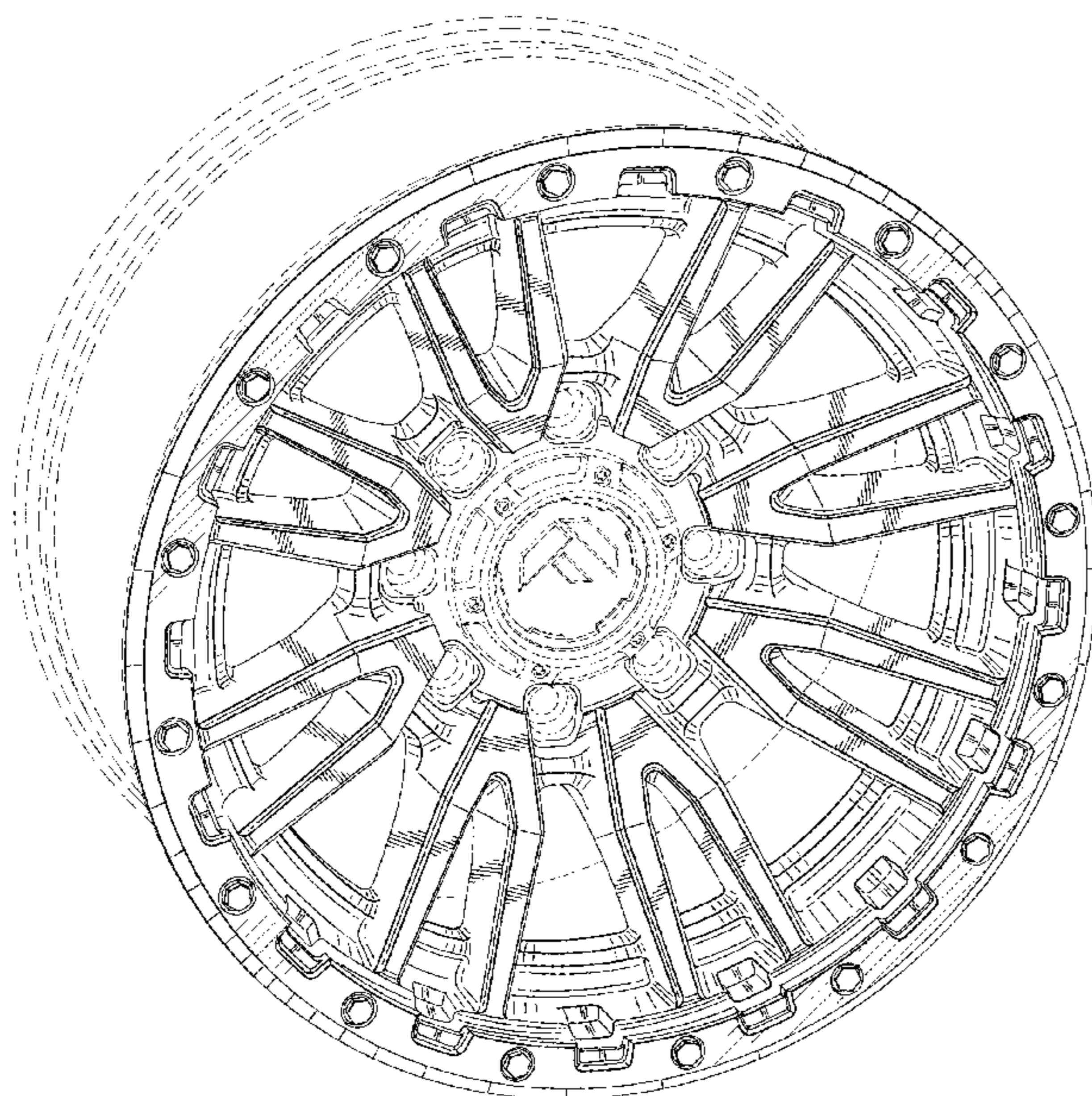
(57) **CLAIM**

The ornamental design for a front face of a vehicle wheel,  
as shown and described.

**DESCRIPTION**

FIG. 1 is a perspective view of a wheel showing my new  
design;  
FIG. 2 is a front view thereof; and,  
FIG. 3 is a side view thereof.  
In the drawings, broken lines shown in the drawings depict  
environmental subject matter only and form no part of the  
claimed design.

**1 Claim, 3 Drawing Sheets**



(56)

References Cited

U.S. PATENT DOCUMENTS

D698,300 S	1/2014	Chung	
D702,172 S	4/2014	Chung	
D704,117 S	5/2014	Chung	
D704,617 S	5/2014	Chung	
D706,195 S *	6/2014	Lee .....	D12/211
D706,197 S	6/2014	Chung	
D707,167 S	6/2014	Chung	
D709,020 S	7/2014	Chung	
D713,316 S	9/2014	Song	
D714,207 S	9/2014	Kim	
D717,709 S	11/2014	Valencia Pollex	
D719,893 S	12/2014	Kim	
D731,946 S	6/2015	Chung	
D742,293 S	11/2015	Chung	
D753,046 S	4/2016	Liffick	
D756,882 S	5/2016	Tirado	
D766,805 S	9/2016	Chung	
D769,785 S	10/2016	Wells	
D780,655 S	3/2017	Trim	
D787,415 S *	5/2017	Juergens .....	D12/211
D791,675 S *	7/2017	Guo .....	D12/211
D847,721 S *	5/2019	Chung .....	D12/211
D855,538 S *	8/2019	Zhao .....	D12/209
D875,638 S *	2/2020	Johnson .....	D12/209
D885,288 S *	5/2020	Preyss .....	D12/209
D886,704 S *	6/2020	Williams .....	D12/209
D899,999 S *	10/2020	Kong .....	D12/209
D904,271 S *	12/2020	Henderson .....	D12/209
D905,612 S *	12/2020	Hashimoto .....	D12/211

\* cited by examiner

FIG. 1




FIG. 2




FIG. 3

