



US00D912566S

(12) **United States Design Patent** (10) **Patent No.:** **US D912,566 S**
Johnson (45) **Date of Patent:** **** Mar. 9, 2021**

(54) **JEWELRY PENDANT**

(71) Applicant: **Jonathan Aaron Johnson**, Orem, UT (US)

(72) Inventor: **Jonathan Aaron Johnson**, Orem, UT (US)

(**) Term: **15 Years**

(21) Appl. No.: **29/700,135**

(22) Filed: **Jul. 31, 2019**

(51) **LOC (13) Cl.** **11-01**

(52) **U.S. Cl.**
USPC **D11/83; D11/81**

(58) **Field of Classification Search**
USPC D11/1-18, 26, 30, 39, 40-49, 56, 57, 58, D11/60, 61, 64, 72, 75, 76, 78-86, D11/95-100, 102-103, 115, 116, 131, D11/134, 137, 158, 162, 32, 157, 160, D11/172; D12/215

CPC .. A44C 1/00; A44C 3/00; A44C 3/001; A44C 3/004; A44C 3/005; A44C 5/00; A44C 5/02; A44C 7/00; A44C 7/002; A44C 7/003; A44C 7/004; A44C 7/005; A44C 7/006; A44C 7/007; A44C 7/008; A44C 9/00; A44C 9/0007; A44C 9/0015; A44C 9/0023; A44C 9/003; A44C 15/00; A44C 15/0015; A44C 15/002; A44C 15/0025; A44C 15/005; A44C 15/0055; A44C 21/00; A44C 23/00; A44C 25/00; A44C 25/001; A44C 25/002; A44C 25/005; A44C 25/007; A44C 25/008

See application file for complete search history.

(56) **References Cited**

U.S. PATENT DOCUMENTS

D10,842 S * 9/1878 Howard D11/44
D17,142 S * 2/1887 Stevens D99/8
D19,447 S * 11/1889 Noble D11/212

D20,368 S * 12/1890 Hecht D2/639
D23,076 S * 2/1894 Samuels D19/34
D34,125 S * 2/1901 Bickley D11/81
D124,817 S * 1/1941 Glass D11/53
D125,352 S * 2/1941 Philippe D11/48
D127,447 S * 5/1941 Bradley D11/96
D132,696 S * 6/1942 Boyle D11/41
D179,422 S * 12/1956 Lorden D11/157
D198,389 S * 6/1964 Friedrich D11/83
D249,136 S * 8/1978 McElroy, Jr. D11/105
D395,843 S * 7/1998 D'Ambrosio D11/83

(Continued)

OTHER PUBLICATIONS

Anchor jewelry, as archived on Sep. 20, 2016, [online], [site visited Sep. 24, 2020]. Retrieved from url:https://web.archive.org/web/20160920214529/http://www.seawear.com/jewelry/anchors.html (Year: 2016).*

Primary Examiner — Michelle E. Wilson
Assistant Examiner — Tracey J Bell
(74) *Attorney, Agent, or Firm* — Quickpatents, LLC; Kevin Prince

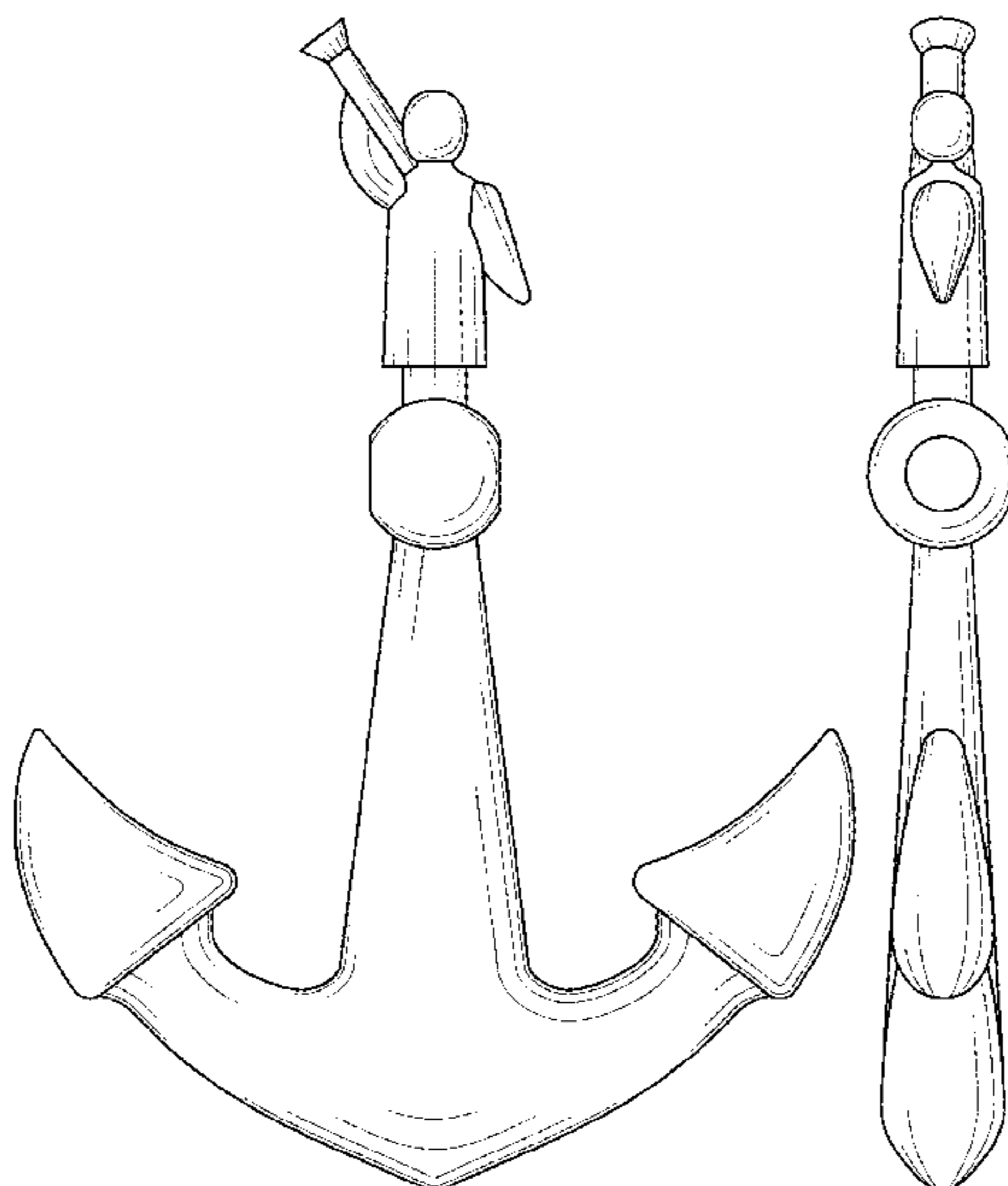
(57) **CLAIM**

The ornamental design for a jewelry pendant, as shown and described.

DESCRIPTION

FIG. 1 is a perspective view of a jewelry pendant, showing my new design;
FIG. 2 is a front elevational view thereof;
FIG. 3 is a rear elevational view thereof;
FIG. 4 is a left-side elevational view thereof;
FIG. 5 is a right-side elevational view thereof;
FIG. 6 is a top plan view thereof; and,
FIG. 7 is a bottom plan view thereof.
The broken lines showing a necklace in FIG. 1 depict environmental matter and form no part of the claimed design.

1 Claim, 5 Drawing Sheets



(56)

References Cited

U.S. PATENT DOCUMENTS

D538,735 S * 3/2007 Huang D12/400
D826,775 S * 8/2018 Savage D11/208

* cited by examiner

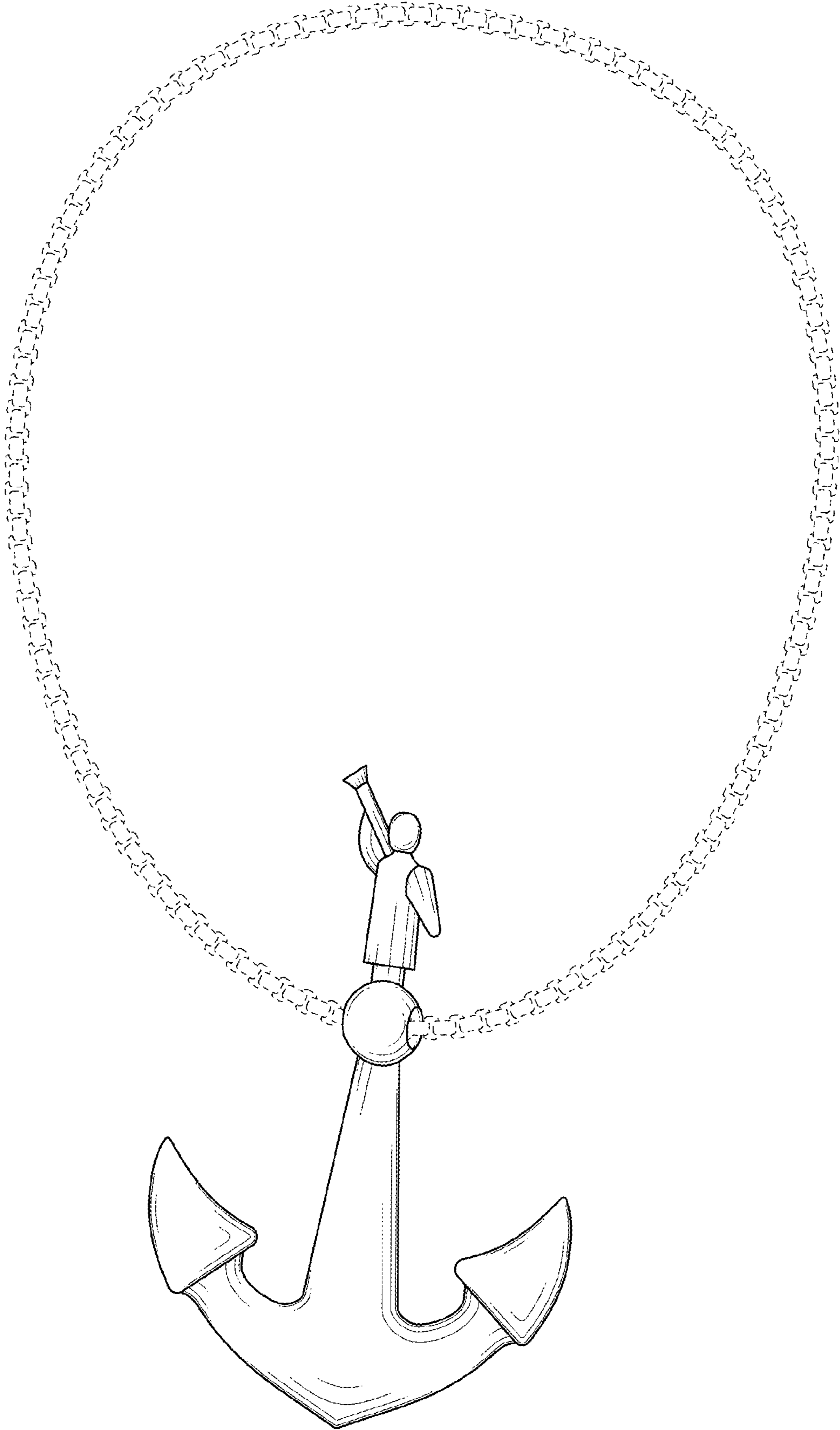


FIG. 1

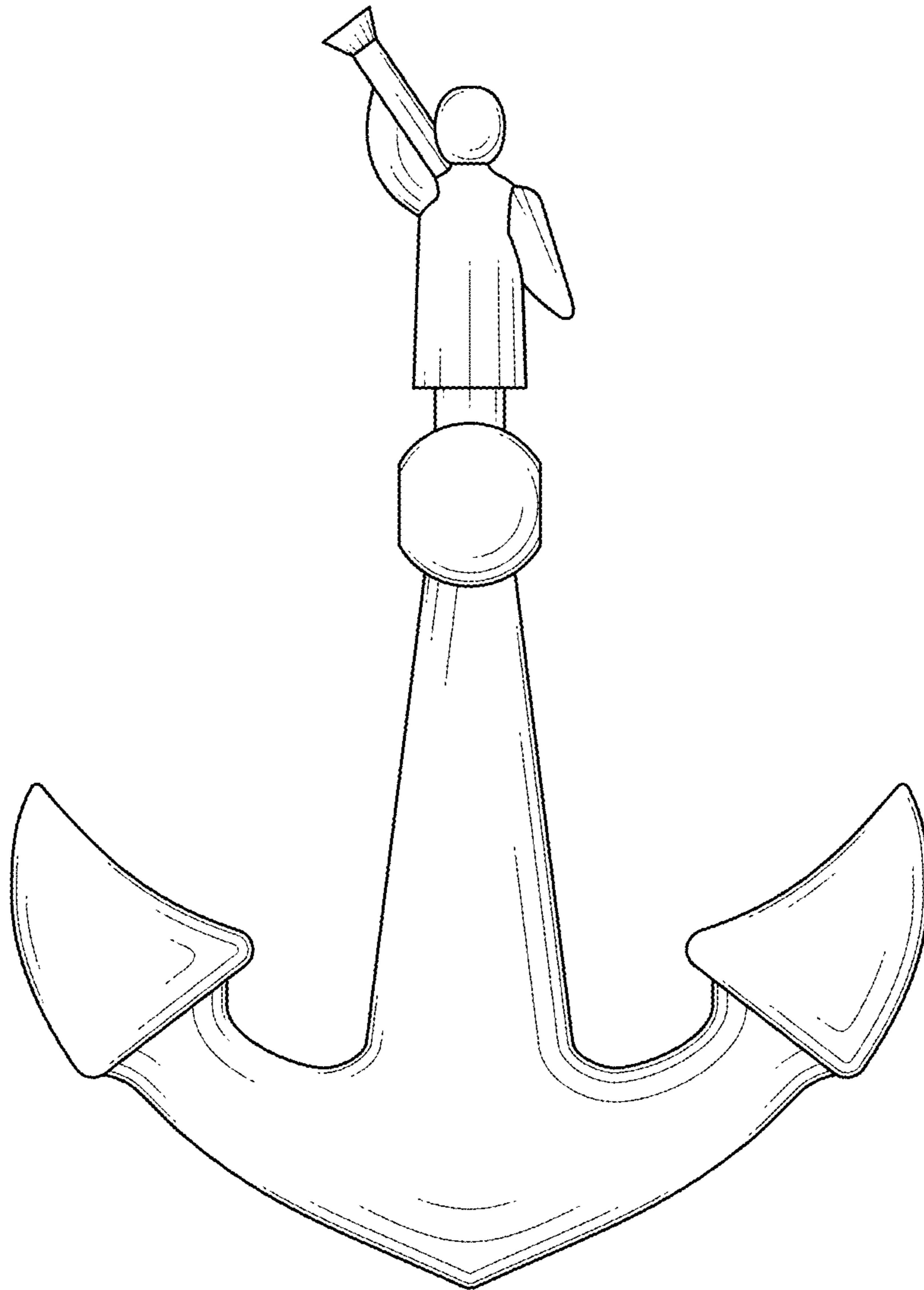


FIG. 2




FIG. 3

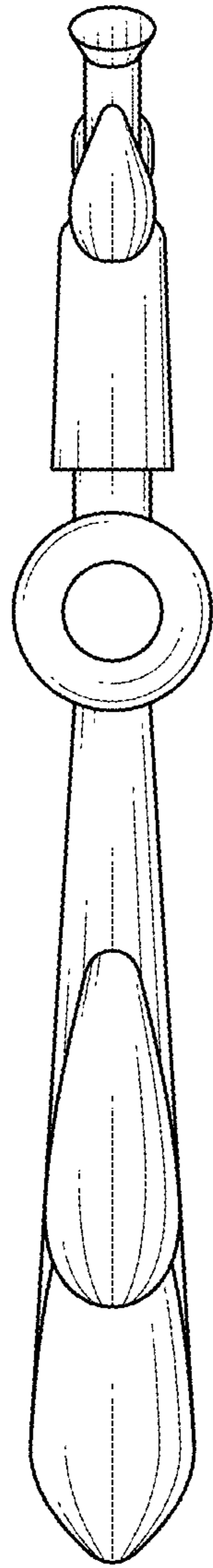


FIG. 4

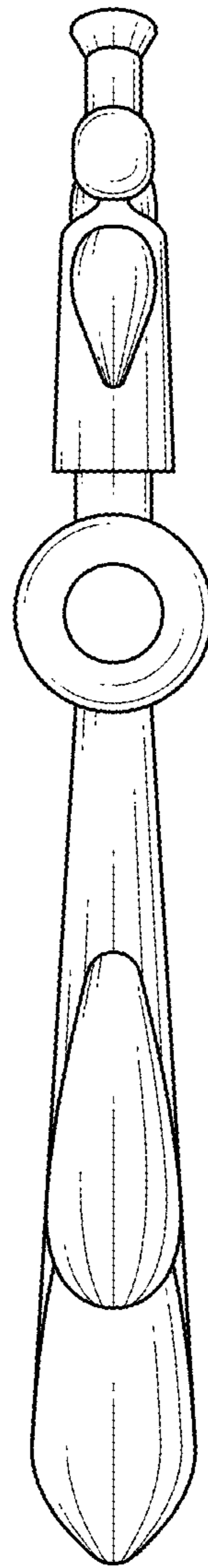


FIG. 5

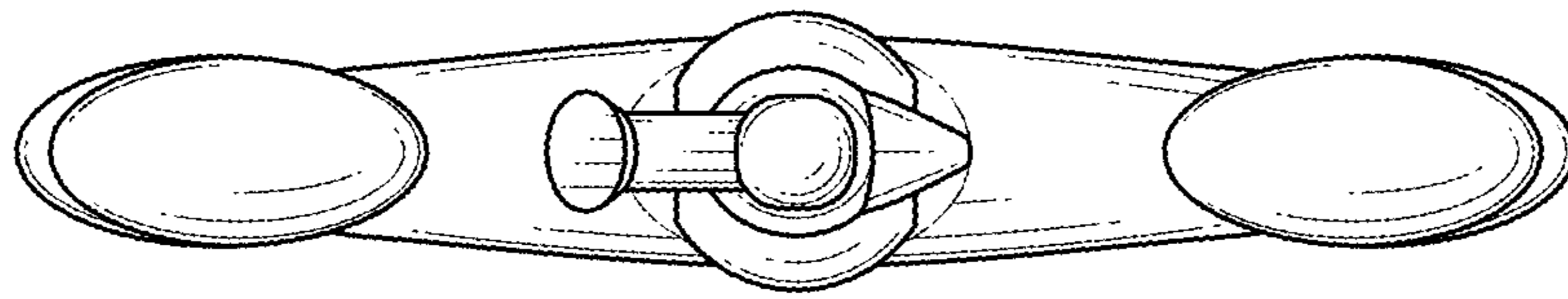


FIG. 6

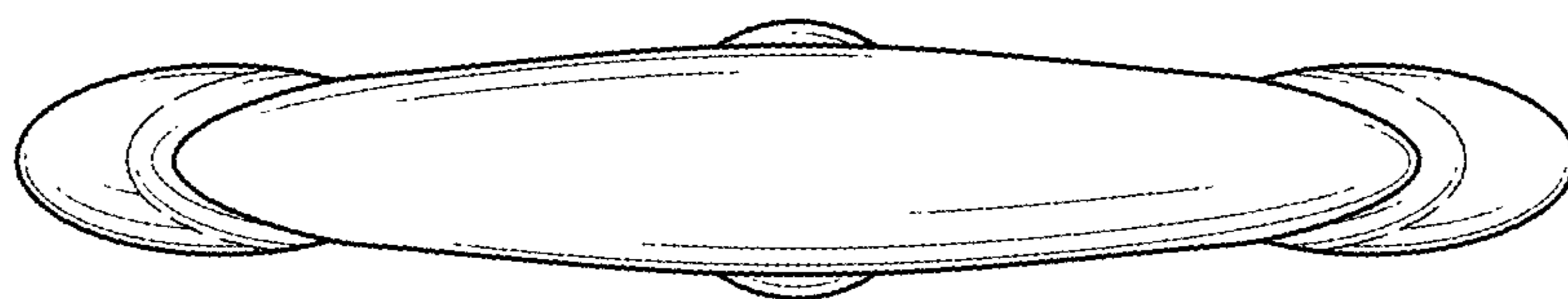


FIG. 7