



US00D912560S

(12) **United States Design Patent** (10) **Patent No.:** **US D912,560 S**
Geib (45) **Date of Patent:** **** Mar. 9, 2021**

(54) **WATCH DIAL** D346,129 S * 4/1994 Kaneko D10/126
D347,400 S * 5/1994 Kaneko D10/126
(71) Applicant: **Van Cleef & Arpels SA,** D423,953 S * 5/2000 Kauffmann D10/126
Villars-sur-Glane (CH) D443,835 S * 6/2001 Butler D10/33
D481,642 S * 11/2003 Journe D10/126
(72) Inventor: **Maxime Geib,** Paris (FR) D484,062 S * 12/2003 Kauffmann D10/39
D707,136 S * 6/2014 Nishi D10/1
D775,972 S * 1/2017 Dupont D10/30
(73) Assignee: **Van Cleef & Arpels SA,** D787,344 S * 5/2017 Ducas D10/30
Villars-sur-Glane (CH) D836,015 S * 12/2018 Men D10/126
D855,486 S * 8/2019 Muller D10/126
D882,422 S * 4/2020 Stern D10/39
(**) Term: **15 Years** 2007/0277578 A1 * 12/2007 Muraji G04B 19/16
72/354.2
(21) Appl. No.: **29/721,488**
(22) Filed: **Jan. 21, 2020**

(30) **Foreign Application Priority Data**
Jul. 9, 2019 (WO) WIPO85189
(51) **LOC (13) Cl.** **10-07**
(52) **U.S. Cl.**
USPC **D10/126**
(58) **Field of Classification Search**
USPC D10/30-39, 102, 121-131; D19/59-60,
D19/64; D21/531
CPC G04B 19/00; G04B 19/04; G04B 19/08;
G04B 19/082; G04B 19/085; G04B
19/087; G04B 19/10; G04B 19/103;
G04B 19/12; G04B 19/16; G04B 19/166;
G04B 19/18; G04B 19/22; G04B 19/24;
G04B 19/243; G04B 19/283; G04B
29/00; G04B 29/02; G04B 29/04; G04B
45/00; G04B 45/02; G04B 45/0038;
G04G 19/06; G04G 19/065; G04G
19/243; G04G 19/283
See application file for complete search history.

(56) **References Cited**
U.S. PATENT DOCUMENTS
D18,283 S * 5/1888 Bartel D10/126
D345,118 S * 3/1994 Kaneko D10/126

OTHER PUBLICATIONS
Introducing the Van Cleef Arpels Lady Arpels Pont des Amoureux | hodinkee.com Oct. 2019 [online]. © 2009-2020, Hodinkee Inc [retrieved Nov. 5, 2020] from Internet: <https://www.hodinkee.com/articles/the-van-cleef-and-arpels-lady-arpels-pont-des-amoureux> (Year: 2019).*

* cited by examiner
Primary Examiner — Katherine Glennon
(74) *Attorney, Agent, or Firm* — Taft Stettimus & Hollister LLP

(57) **CLAIM**
The ornamental design for a watch dial, as shown and described.

DESCRIPTION
FIG. 1 is a front elevational view of a watch dial showing my new design;
FIG. 2 is a side elevational view thereof;
FIG. 3 is a right side perspective view thereof; and,
FIG. 4 is a left side perspective view thereof.

1 Claim, 4 Drawing Sheets






Fig. 1



Fig. 2




Fig. 3




Fig. 4