



US00D912548S

(12) **United States Design Patent**
Takahashi

(10) **Patent No.:** **US D912,548 S**
(45) **Date of Patent:** **** Mar. 9, 2021**

- (54) **WATCH**
- (71) Applicant: **Citizen Watch Co., Ltd.**, Nishitokyo (JP)
- (72) Inventor: **Takayuki Takahashi**, Sagamihara (JP)
- (73) Assignee: **Citizen Watch Co., Ltd.**, Tokyo (JP)
- (**) Term: **15 Years**
- (21) Appl. No.: **29/684,327**
- (22) Filed: **Mar. 20, 2019**
- (51) **LOC (13) Cl.** **10-02**
- (52) **U.S. Cl.**
USPC **D10/39**
- (58) **Field of Classification Search**
USPC D10/30-39, 65, 70, 98, 121-124, 126,
D10/128, 131-132
CPC G04B 19/00; G04B 19/025; G04B 19/04;
G04B 19/048; G04B 19/08; G04B
19/085; G04B 19/10; G04B 19/12; G04B
19/18; G04B 19/20; G04B 19/226; G04B
19/22; G04B 19/23; G04B 37/00; G04B
37/008; G04B 37/0058; G04B 37/1486;
G04B 45/00; G04B 45/02; G04B
45/0038; G04B 45/0069; G04B 45/0076;
G04B 27/02; G04B 27/002; G04B
27/004; G04G 19/06; G04G 19/065;
G04G 19/087
See application file for complete search history.

- (56) **References Cited**
U.S. PATENT DOCUMENTS
1,847,800 A * 3/1932 Weil G04B 19/042
368/228
6,918,694 B2 * 7/2005 Speichinger G04B 27/001
368/184
D511,108 S * 11/2005 Plange D10/39

- D564,909 S * 3/2008 Kume D10/38
- D580,280 S * 11/2008 Takahashi D10/39
- D640,145 S * 6/2011 Goto D10/32
- D707,138 S * 6/2014 Kamata D10/39
- D719,850 S * 12/2014 Kita D10/32
- D720,240 S * 12/2014 Takahashi D10/39
- D731,327 S * 6/2015 Schoepfer
- D741,727 S * 10/2015 Mille D10/31
- D754,549 S * 4/2016 Takahashi D10/38
- D762,126 S * 7/2016 Izuka D10/32
- D762,492 S * 8/2016 Sugiura D10/39
- D793,879 S * 8/2017 Tonohori D10/39
- D821,231 S * 6/2018 Pan D10/70
- D822,510 S * 7/2018 Kwong D10/39
- D823,139 S * 7/2018 Kuroda D10/39
- D824,783 S * 8/2018 Bernheim D10/30
- 10,101,708 B2 * 10/2018 Yamada G04C 10/04
- D857,525 S * 8/2019 Kwong D10/30
- 2016/0223995 A1 * 8/2016 Honda G04F 10/00
- 2017/0277132 A1 * 9/2017 Nozawa G04C 10/04

* cited by examiner

Primary Examiner — Katherine Glennon
(74) *Attorney, Agent, or Firm* — RatnerPrestia

(57) **CLAIM**

The ornamental design for a watch, as shown and described.

DESCRIPTION

FIG. 1 is a perspective view of a watch showing my new design;
FIG. 2 is a front elevational view thereof;
FIG. 3 is a left side elevational view thereof;
FIG. 4 is a right side elevational view thereof;
FIG. 5 is a rear elevational view thereof;
FIG. 6 is a top plan view thereof;
FIG. 7 is a bottom plan view thereof; and,
FIG. 8 is another perspective view thereof.
The broken lines shown in FIGS. 1, 2, 3, 4, 6, 7 and 8 show portions of the watch that form no part of the claimed design.

1 Claim, 6 Drawing Sheets




FIG. 1



FIG. 2



FIG. 3

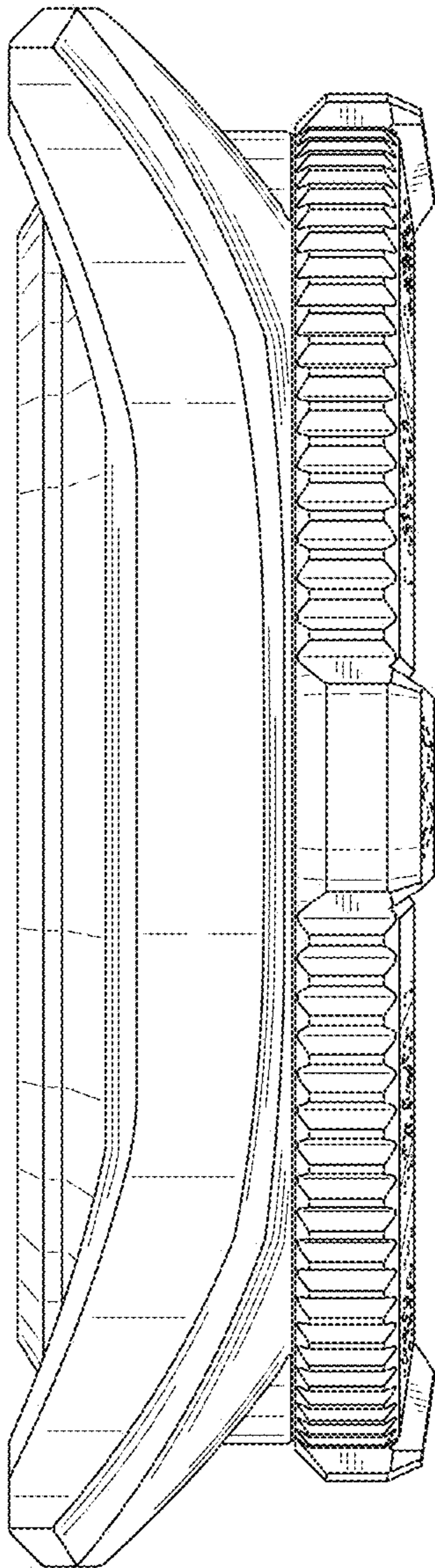


FIG. 4

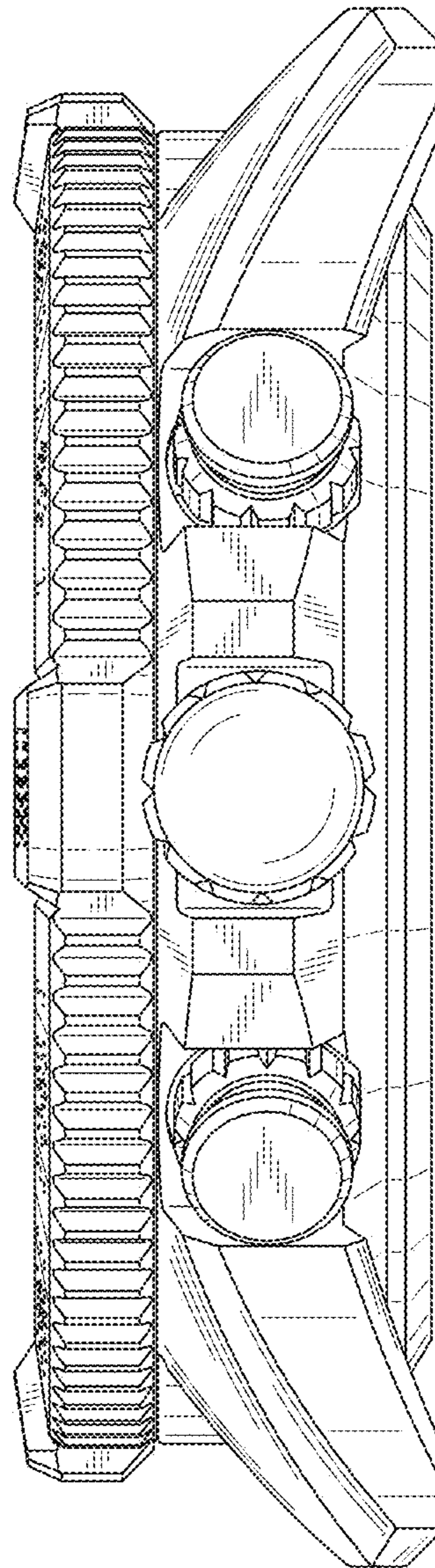


FIG. 5

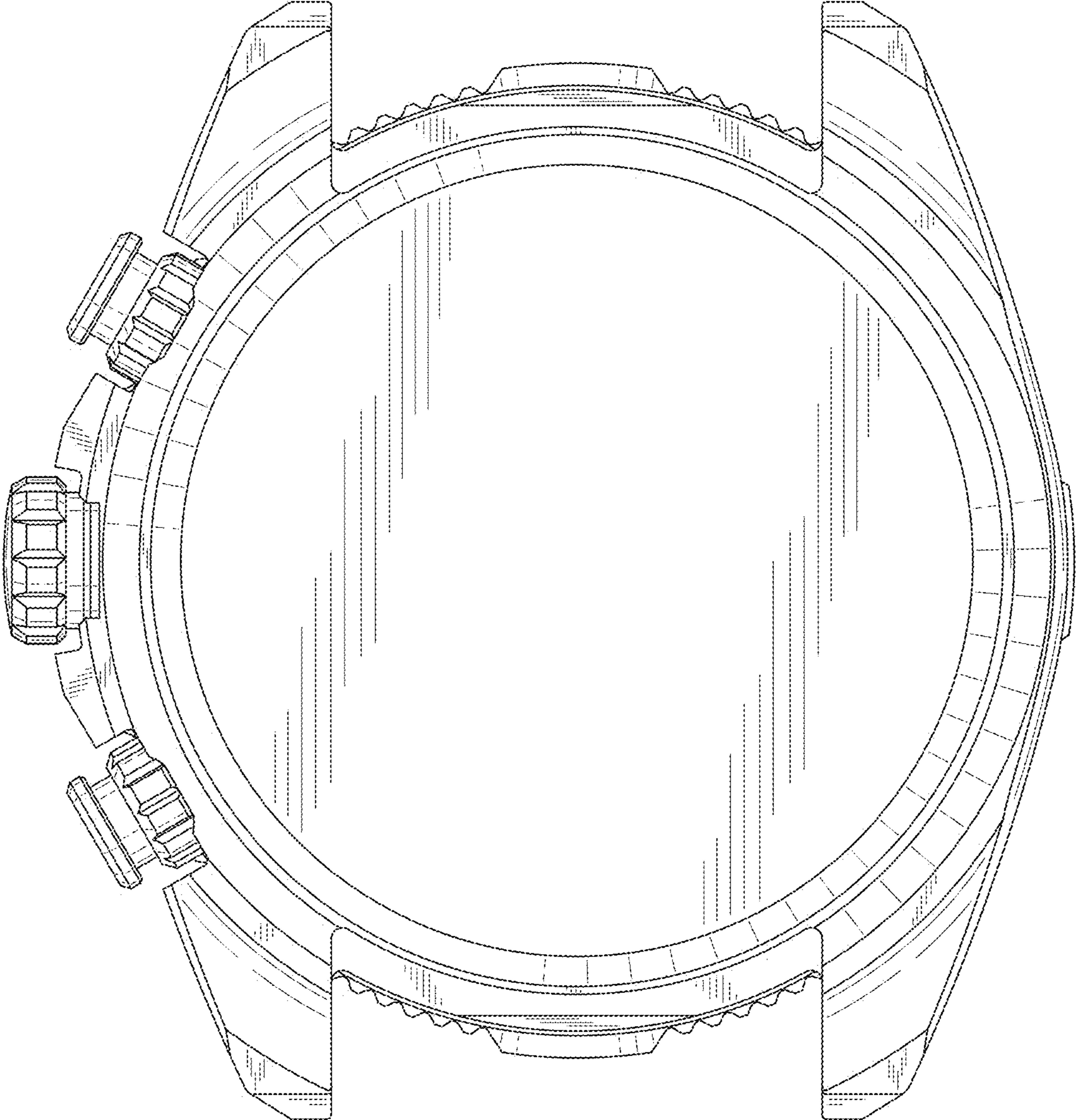


FIG. 6

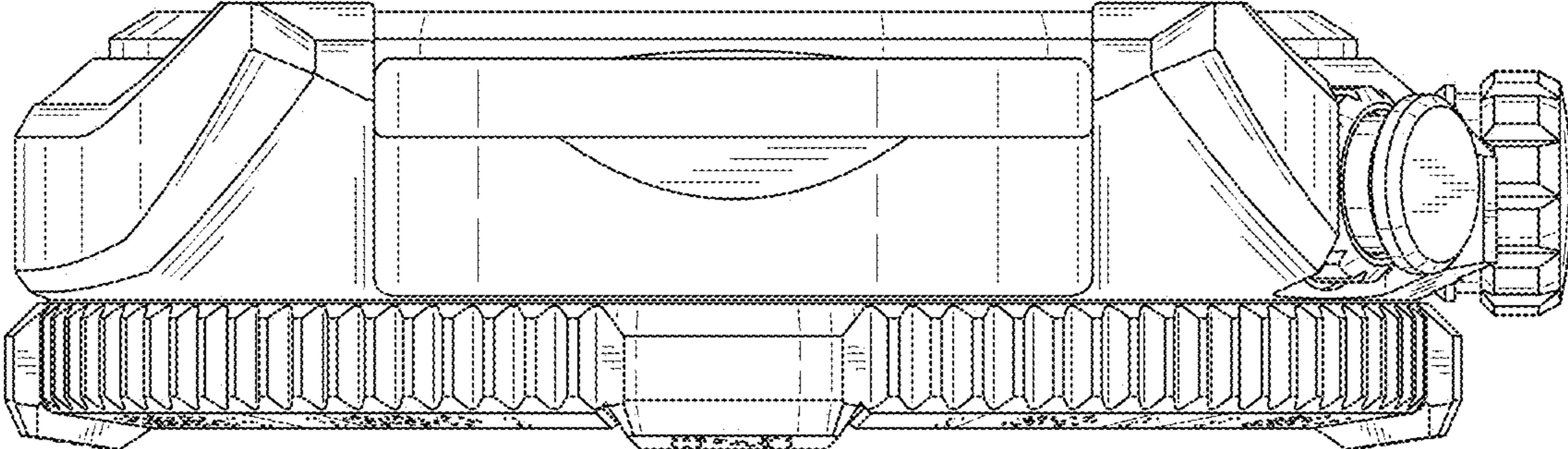


FIG. 7

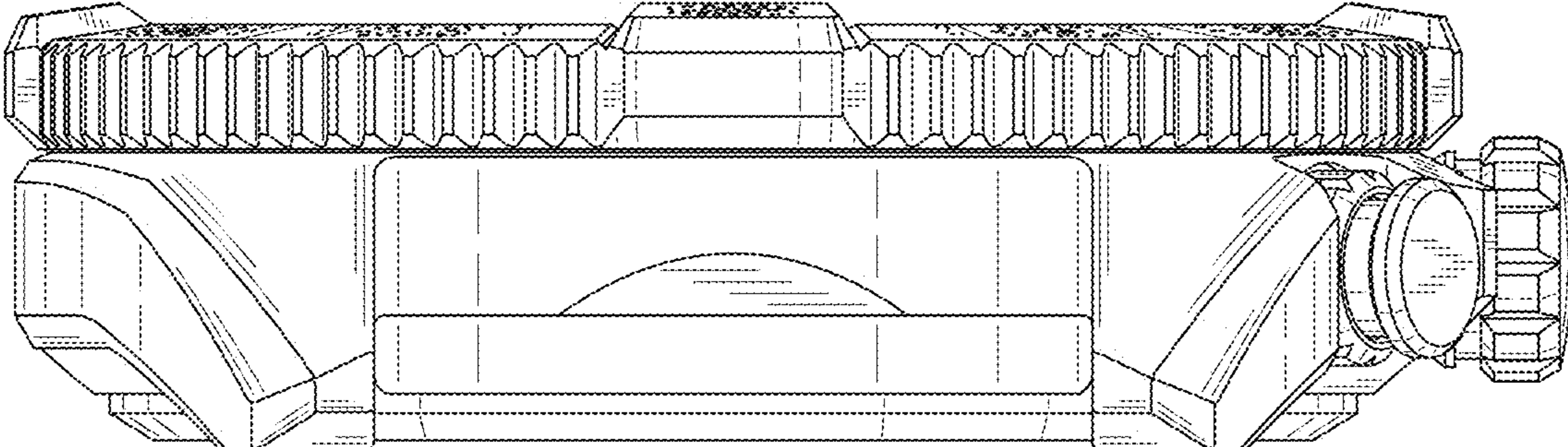


FIG. 8

