



US00D912543S

(12) **United States Design Patent**
Ming et al.

(10) **Patent No.:** **US D912,543 S**

(45) **Date of Patent:** **** Mar. 9, 2021**

- (54) **WATCHCASE**
- (71) Applicant: **Citizen Watch Co., Ltd.**, Nishitokyo (JP)
- (72) Inventors: **Ray Chau Hon Ming**, Sai Kung (HK); **Benjamin Cheng Chin Hoi**, Kowloon (HK)
- (73) Assignee: **Citizen Watch Co., Ltd.**, Tokyo (JP)
- (**) Term: **15 Years**
- (21) Appl. No.: **29/684,326**
- (22) Filed: **Mar. 20, 2019**
- (51) **LOC (13) Cl.** **10-02**
- (52) **U.S. Cl.**
USPC **D10/38**
- (58) **Field of Classification Search**
USPC D10/30-39, 65, 70, 98, 121-124, 126, D10/128, 131-132
CPC G04B 19/00; G04B 19/025; G04B 19/04; G04B 19/048; G04B 19/08; G04B 19/085; G04B 19/10; G04B 19/12; G04B 19/18; G04B 19/20; G04B 19/226; G04B 19/22; G04B 19/23; G04B 37/00; G04B 37/008; G04B 37/0058; G04B 37/1486; G04B 45/00; G04B 45/02; G04B 45/0038; G04B 45/0069; G04B 45/0076; G04B 27/02; G04B 27/002; G04B 27/004; G04G 19/06; G04G 19/065; G04G 19/087
See application file for complete search history.

D580,280 S *	11/2008	Takahashi	D10/39
D668,162 S *	10/2012	Inoue	D10/39
D672,664 S *	12/2012	Monachon	D10/39
D672,665 S *	12/2012	Deleskiewicz	D10/38
D690,611 S *	10/2013	Inoue	D10/39
D701,465 S *	3/2014	Ganz	D10/38
D705,084 S *	5/2014	Emmenegger	D10/32
D705,087 S *	5/2014	Monachon	D10/39
D706,144 S *	6/2014	Monachon	D10/39
D707,138 S *	6/2014	Kamata	D10/39
D708,965 S *	7/2014	Monachon	D10/39
D721,002 S *	1/2015	Takahashi	D10/128
D726,554 S *	4/2015	Takahashi	D10/38
D731,327 S *	6/2015	Schoepfer	D10/39
D737,151 S *	8/2015	Alward	D10/31
D754,550 S *	4/2016	Izuka	D10/38
D784,829 S *	4/2017	Kita	D10/39
D789,808 S *	6/2017	Kimura	D10/39
D793,883 S *	8/2017	Kouda	D10/39
D804,328 S *	12/2017	Sugiura	D10/30
D804,966 S *	12/2017	Inoue	D10/30
D812,508 S *	3/2018	Hoi	D10/122
D835,526 S *	12/2018	Pillot	D10/39

* cited by examiner

Primary Examiner — Katherine Glennon
(74) *Attorney, Agent, or Firm* — RatnerPrestia

(57) **CLAIM**

The ornamental design for a watchcase, as shown and described.

DESCRIPTION

FIG. 1 is a perspective view of a watchcase showing our new design;
FIG. 2 is a front elevational view thereof;
FIG. 3 is a left side elevational view thereof;
FIG. 4 is a right side elevational view thereof;
FIG. 5 is a rear elevational view thereof;
FIG. 6 is a top plan view thereof; and,
FIG. 7 is a bottom plan view thereof.

1 Claim, 5 Drawing Sheets

(56) **References Cited**

U.S. PATENT DOCUMENTS

D303,091 S *	8/1989	Goto	D10/30
D454,797 S *	3/2002	Dubarry	D10/30



FIG. 1



FIG. 2



FIG. 3




FIG. 4




FIG. 5




FIG. 6




FIG. 7

