



US00D912537S

(12) **United States Design Patent**  
**Michele**

(10) **Patent No.:** **US D912,537 S**  
(45) **Date of Patent:** **\*\* Mar. 9, 2021**

(54) **WATCH**

(71) Applicant: **LUXURY GOODS INTERNATIONAL (L.G.I.) SA,**  
Cortailod (CH)

(72) Inventor: **Alessandro Michele,** Rome (IT)

(73) Assignee: **LUXURY GOODS INTERNATIONAL (L.G.I.) SA,**  
Cortailod (CH)

(\*\*) Term: **15 Years**

(21) Appl. No.: **29/684,218**

(22) Filed: **Mar. 19, 2019**

(30) **Foreign Application Priority Data**

Sep. 20, 2018 (CH) ..... 144213

(51) **LOC (13) Cl.** ..... **10-02**

(52) **U.S. Cl.**  
USPC ..... **D10/32**

(58) **Field of Classification Search**

USPC ..... D10/30-39, 40, 122-126, 128, 131-132;  
D11/3-6, 16, 40, 76, 79, 81, 87, 93-94  
CPC ..... G04B 19/00; G04B 19/04; G04B 19/08;  
G04B 19/085; G04B 19/10; G04B 19/12;  
G04B 19/103; G04B 19/106; G04B  
37/1486; G04B 39/02; G04B 39/004;  
G04B 39/006; G04B 47/00; G04B 47/04;  
G04B 47/042; G04B 45/0061; G04B  
45/0069; G04B 45/0076; G04G 19/06;  
A44C 5/00; A44C 5/0007; A44C 5/0053;  
A44C 5/0084; A44C 5/145; A44C  
5/00147

See application file for complete search history.

(56) **References Cited**

**U.S. PATENT DOCUMENTS**

D52,464 S \* 9/1918 Block ..... D10/32  
2,029,567 A \* 2/1936 Hough ..... B21D 37/20  
76/107.1

D224,913 S \* 10/1972 Maroni ..... D10/32  
D260,615 S \* 9/1981 Maroni ..... D10/32  
D299,117 S \* 12/1988 Maroni ..... D10/32  
D314,153 S \* 1/1991 Ratajski ..... D10/32  
5,787,055 A \* 7/1998 Alpert ..... G04B 45/0092  
368/223  
D462,910 S \* 9/2002 Dumas ..... D10/39  
D510,037 S \* 9/2005 Modolo ..... D10/32  
D518,741 S \* 4/2006 Modolo ..... D10/32  
D533,467 S \* 12/2006 Modolo ..... D10/31  
D535,200 S \* 1/2007 Modolo ..... D10/32  
D543,123 S \* 5/2007 Min ..... D10/38  
D551,093 S \* 9/2007 Hegi ..... D10/31  
D560,513 S \* 1/2008 Glassman ..... D10/39  
D573,041 S \* 7/2008 Lulic ..... D10/39  
D629,703 S \* 12/2010 Giannini ..... D10/32

(Continued)

*Primary Examiner* — Katherine Glennon

(74) *Attorney, Agent, or Firm* — Sughrue Mion, PLLC


(57) **CLAIM**

The ornamental design for a watch, as shown and described.

**DESCRIPTION**

FIG. 1 is a front elevational view of a watch showing my new design;  
FIG. 2 is a rear elevational view thereof;  
FIG. 3 is a perspective view of the front and right side thereof;  
FIG. 4 is a right side elevational view thereof;  
FIG. 5 is a left side elevational view thereof;  
FIG. 6 is a bottom plan view thereof;  
FIG. 7 is a top plan view thereof;  
FIG. 8 is a perspective view of top, rear and left side thereof in an unclapsed condition; and,  
FIG. 9 is a perspective view of a bottom, front and right side thereof showing a detached front piece.

**1 Claim, 9 Drawing Sheets**



(56)

**References Cited**

U.S. PATENT DOCUMENTS

D631,374 S *	1/2011	Hegi .....	D10/38
D675,112 S *	1/2013	Giannini .....	D10/33
D675,942 S *	2/2013	Giannini .....	D10/33
D704,086 S *	5/2014	Dipietro .....	D11/5
D725,493 S *	3/2015	Rimanelli .....	D10/30
D755,644 S *	5/2016	Giannini .....	D10/39
2007/0189127 A1 *	8/2007	Pollak .....	G04B 37/1486 368/294

\* cited by examiner

FIG. 1



FIG. 2




FIG. 3



FIG. 4



FIG. 5



FIG. 6






FIG. 7




FIG. 8



FIG. 9

