



US00D912527S

(12) **United States Design Patent** (10) **Patent No.:** **US D912,527 S**
Golinski et al. (45) **Date of Patent:** **** Mar. 9, 2021**

(54) **FLEXIBLE OIL POUCH**

81/30; B65D 81/60; B65D 81/365; B65D 81/366; B65D 81/368

(71) Applicant: **Valvoline Licensing and Intellectual Property, LLC**, Lexington, KY (US)

See application file for complete search history.

(72) Inventors: **Thomas Golinski**, Lexington, KY (US);
Matthew Erb, Lexington, KY (US);
Steven Ruble, Lexington, KY (US)

(56) **References Cited**

U.S. PATENT DOCUMENTS

(73) Assignee: **VALVOLINE LICENSING AND INTELLECTUAL PROPERTY LLC**, Lexington, KY (US)

D721,595 S *	1/2015	Kilber	D9/710
D745,414 S *	12/2015	Murray	D9/707
D796,343 S *	9/2017	Murray	D9/707
D806,476 S *	1/2018	Karl, IV	D7/509
D875,547 S *	2/2020	Murray	D9/707
D892,554 S *	8/2020	Karl, IV	D7/509

(**) Term: **15 Years**

* cited by examiner

(21) Appl. No.: **29/699,575**

Primary Examiner — Abraham Bahta

(22) Filed: **Jul. 26, 2019**

(74) *Attorney, Agent, or Firm* — Benesch, Friedlander, Coplan & Aronoff LLP

(51) **LOC (13) Cl.** **09-05**

(57) **CLAIM**

(52) **U.S. Cl.**
USPC **D9/707**

The ornamental design for a flexible oil pouch, as shown and described.

(58) **Field of Classification Search**

DESCRIPTION


USPC D9/702-714, 414-415, 417-418, 737, D9/424, 430-433, 730-732, 756, 761, D9/643-647, 600; D7/549, 553.2, 590, D7/602; D3/201, 203.1, 203.3, 303, 202; 206/527, 807, 260, 811, 103, 203, 207, 206/457, 459.5; 220/23.4, 500, 666; 229/120.02, 120.011, 87.06, 116.1; 426/114-115, 119, 120; 222/92, 107, 222/215, 206; 215/381-384, 400; 383/88, 101, 123

CPC B65D 85/00; B65D 5/42; B65D 5/4208; B65D 33/00; B65D 33/04; B65D 33/24; B65D 33/16; B65D 33/12; B65D 33/008; B65D 2033/00; B65D 2033/02; B65D

FIG. 1 is a perspective view of a flexible oil pouch showing our new design;
FIG. 2 is a top view thereof;
FIG. 3 is a bottom view thereof;
FIG. 4 is a front view, the rear view being a mirror image thereof; and,
FIG. 5 is a right side view, the left side view being a mirror image thereof.

The broken lines shown in the drawings are for environmental structure only and form no part of the claimed design.

1 Claim, 4 Drawing Sheets



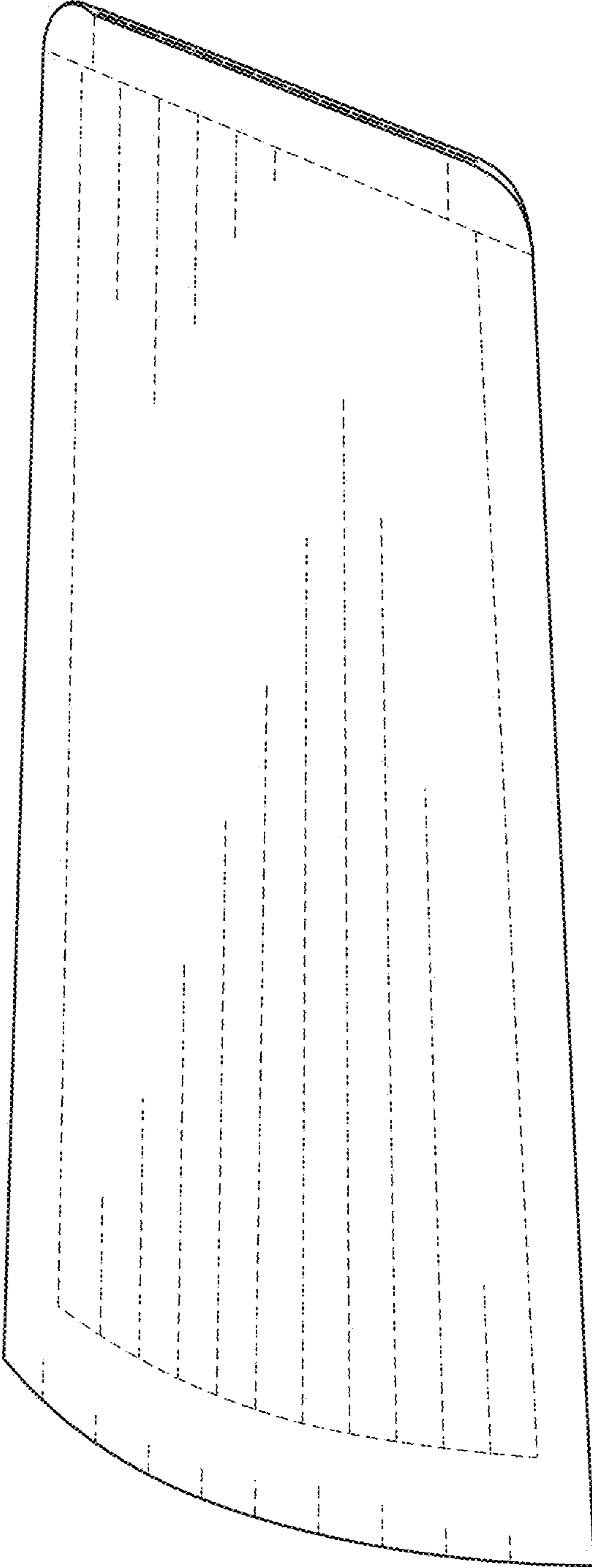


FIG. 1



FIG. 2



FIG. 3

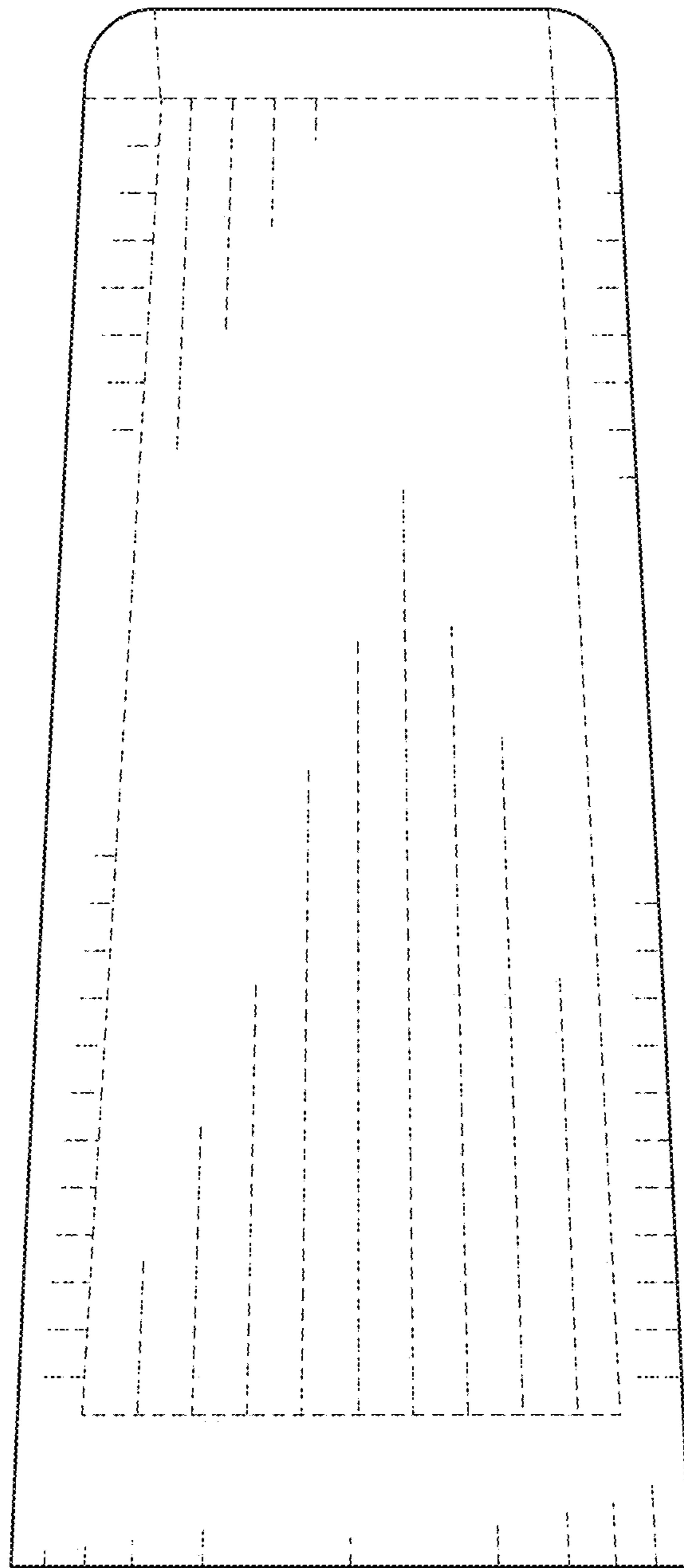


FIG. 4




FIG. 5