



US00D912524S

(12) **United States Design Patent**
Ericson

(10) **Patent No.:** **US D912,524 S**

(45) **Date of Patent:** **** Mar. 9, 2021**

(54) **BOTTLE**

(71) Applicant: **Tiffany and Company**, New York, NY (US)

(72) Inventor: **Malin Ericson**, New York, NY (US)

(73) Assignee: **TIFFANY AND COMPANY**, New York, NY (US)

(**) Term: **15 Years**

(21) Appl. No.: **29/610,473**

(22) Filed: **Jul. 12, 2017**

(51) **LOC (13) Cl.** **09-01**

(52) **U.S. Cl.**
USPC **D9/694**; D9/560; D9/566

(58) **Field of Classification Search**
USPC D9/682-694, 715, 719, 723-729, 516, D9/517, 529, 544-546, 559-575, 651; D28/76-91.1

CPC .. A45D 34/00; A45D 34/02; A45D 2034/002; A45D 2034/005; A45D 2034/007; A45D 2200/055; A45D 2200/056; A45D 2200/057; B05B 11/00-3098; B65D 83/14-759; B65D 1/0223; B65D 1/40; B65D 2501/0063; B65D 2501/0081

See application file for complete search history.

(56) **References Cited**

U.S. PATENT DOCUMENTS

D80,708 S	*	3/1930	Teague	D9/544
D80,918 S	*	4/1930	Teague	D11/90
D82,768 S	*	12/1930	Teague	D9/566
D86,177 S	*	2/1932	Nelson	D9/560
D93,921 S	*	11/1934	Guyer	D9/560
D126,514 S	*	4/1941	Payne	D9/566
D318,009 S	*	7/1991	Litton	D9/439
D333,269 S	*	2/1993	Albright	D9/439

D420,596 S	*	2/2000	Maddy	D9/560
D515,194 S	*	2/2006	Chen	D23/366
D529,813 S	*	10/2006	Modjeski	D9/546
D531,911 S	*	11/2006	Lloyd	D9/546
D574,257 S	*	8/2008	Zeidan	D9/694
D610,916 S	*	3/2010	Yeung	D9/682
D612,259 S	*	3/2010	Legros	D9/566
D632,969 S	*	2/2011	Monteparo	D9/444
D655,612 S	*	3/2012	Oge-Nichols	D9/451
D659,548 S	*	5/2012	de France	D9/694
D678,073 S	*	3/2013	Oge-Nichols	D9/542
D686,371 S	*	7/2013	Moschitto	D28/91.1
D726,967 S	*	4/2015	Komai	D28/87
D746,143 S	*	12/2015	Yamamoto	D9/529
D748,488 S	*	2/2016	Nieves	D9/546
D784,152 S	*	4/2017	Krunas	D9/559
D802,428 S	*	11/2017	Staab	D9/522

(Continued)

FOREIGN PATENT DOCUMENTS

KR 300631276.0000 * 2/2012

Primary Examiner — Catherine A Tuttle

(74) *Attorney, Agent, or Firm* — Fross, Zelnick, Lehrman & Zissu, PC; Charles T. J. Weigell, Esq.

(57) **CLAIM**

The ornamental design for a bottle, as shown and described.

DESCRIPTION

FIG. 1 is a front perspective view of a bottle showing my new design;

FIG. 2 is a front view thereof;

FIG. 3 is a back view thereof;

FIG. 4 is a left side view thereof;

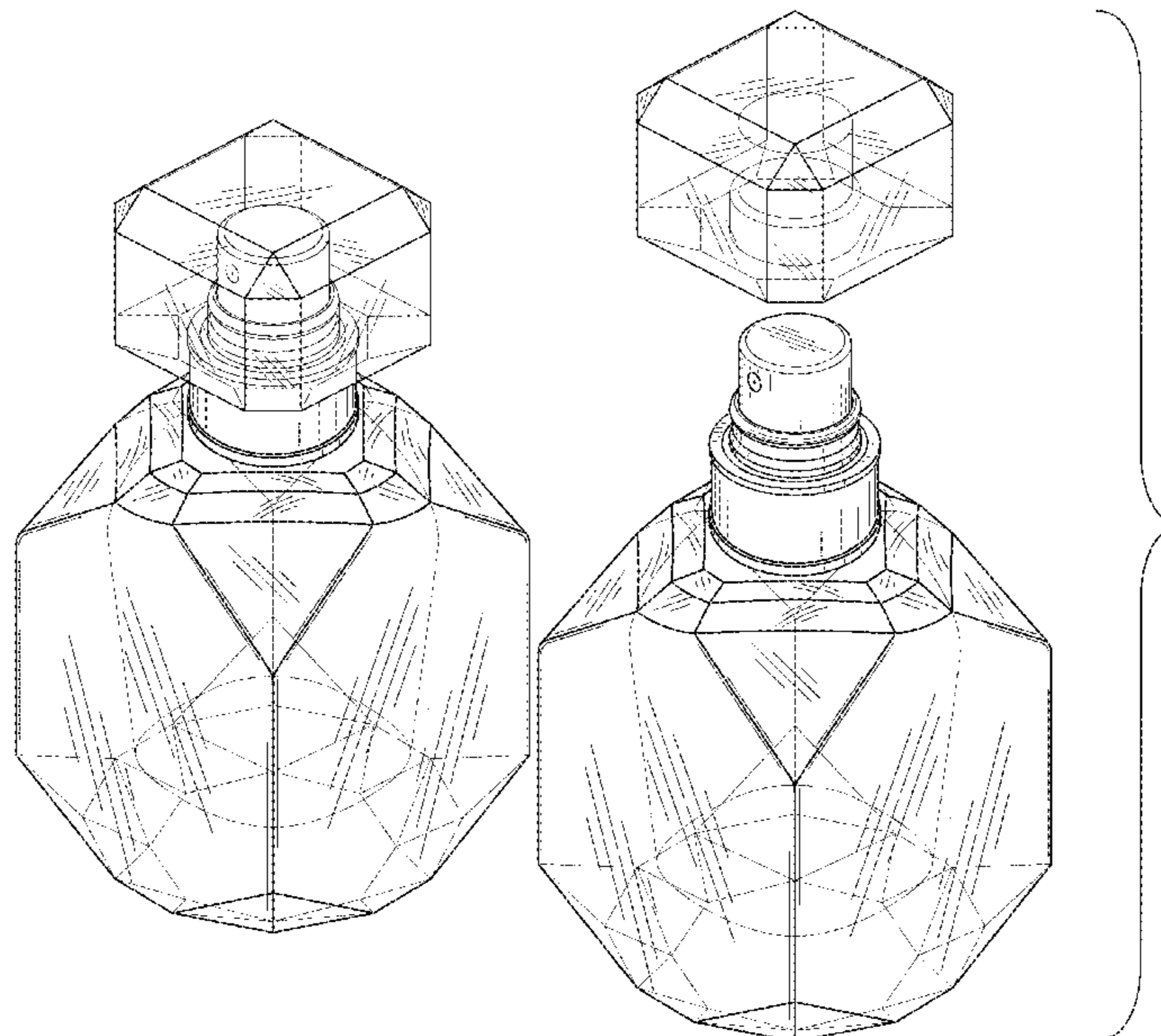
FIG. 5 is a right side view thereof;

FIG. 6 is a top view thereof;

FIG. 7 is a bottom view thereof; and,

FIG. 8 is an exploded view thereof.

1 Claim, 7 Drawing Sheets



(56)

References Cited

U.S. PATENT DOCUMENTS

D826,724 S * 8/2018 Staab D9/574
D839,100 S * 1/2019 Friesen D9/559

* cited by examiner

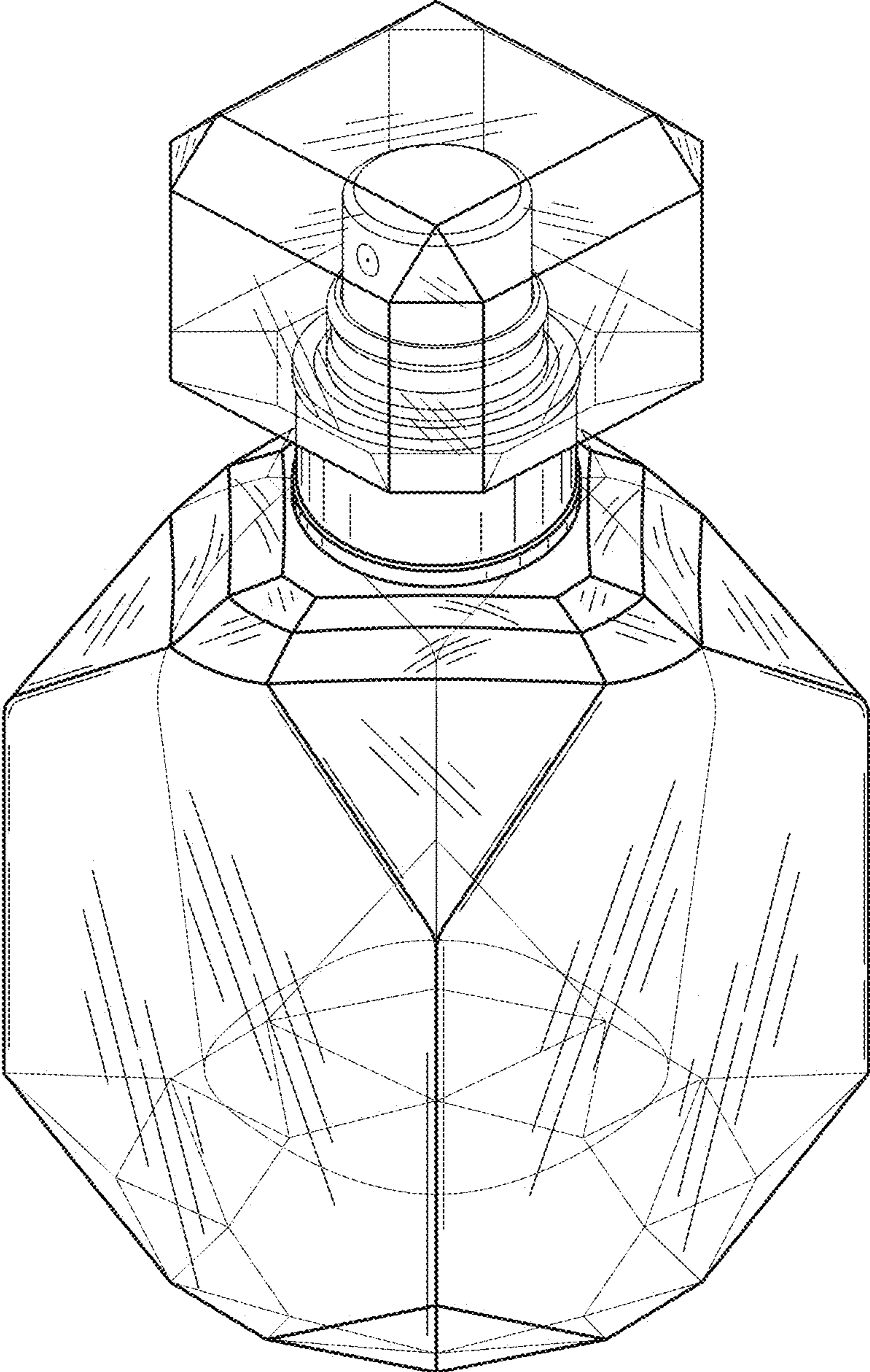


FIG. 1

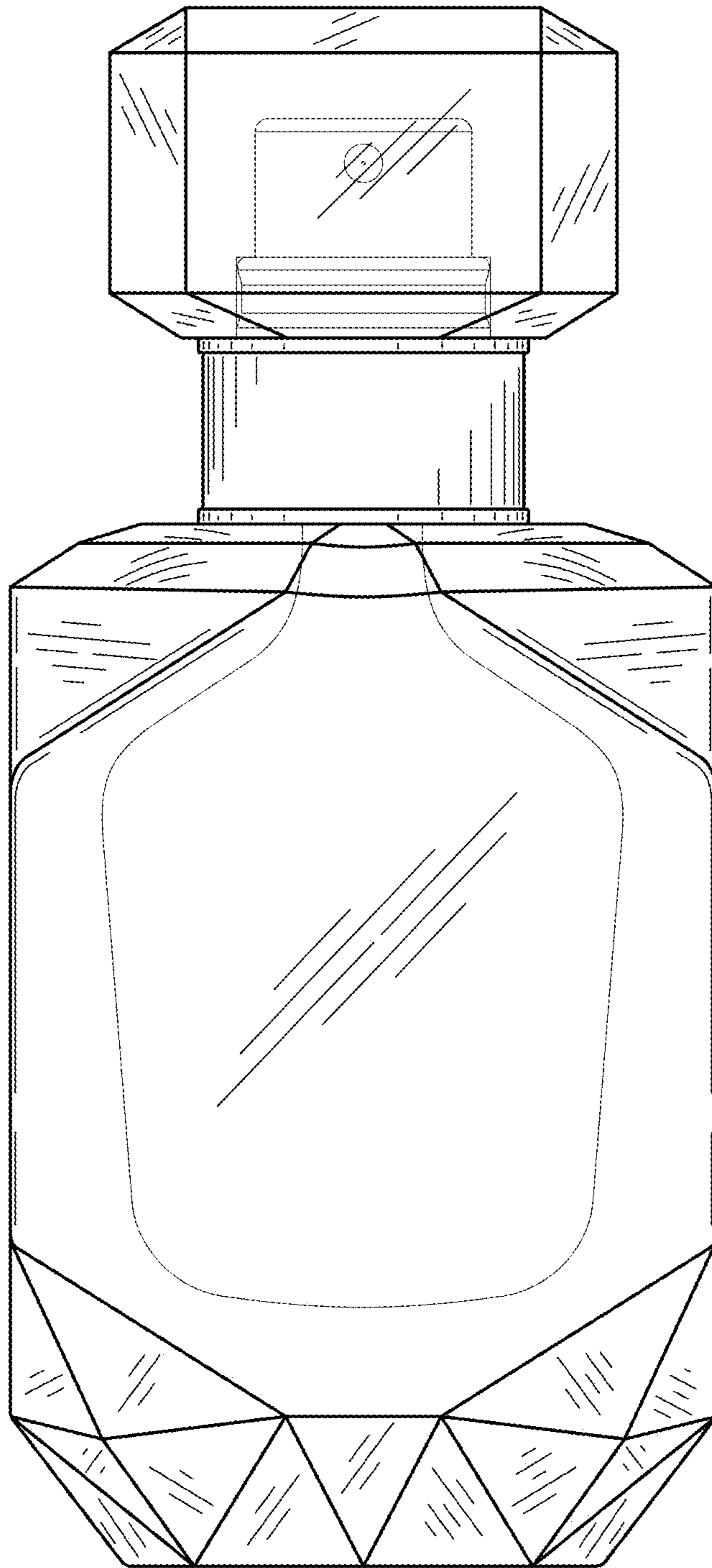


FIG. 2

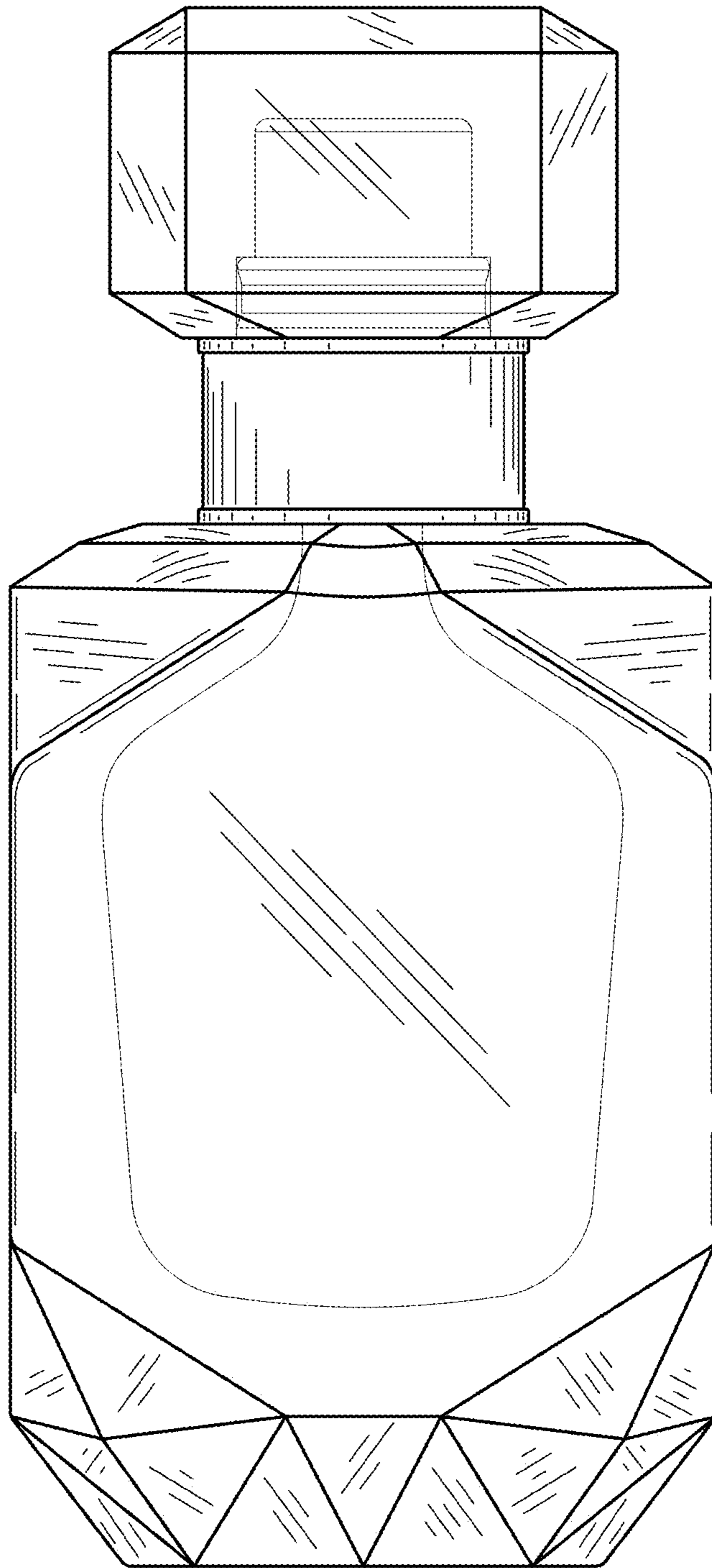


FIG. 3




FIG. 4




FIG. 5




FIG. 6




FIG. 7

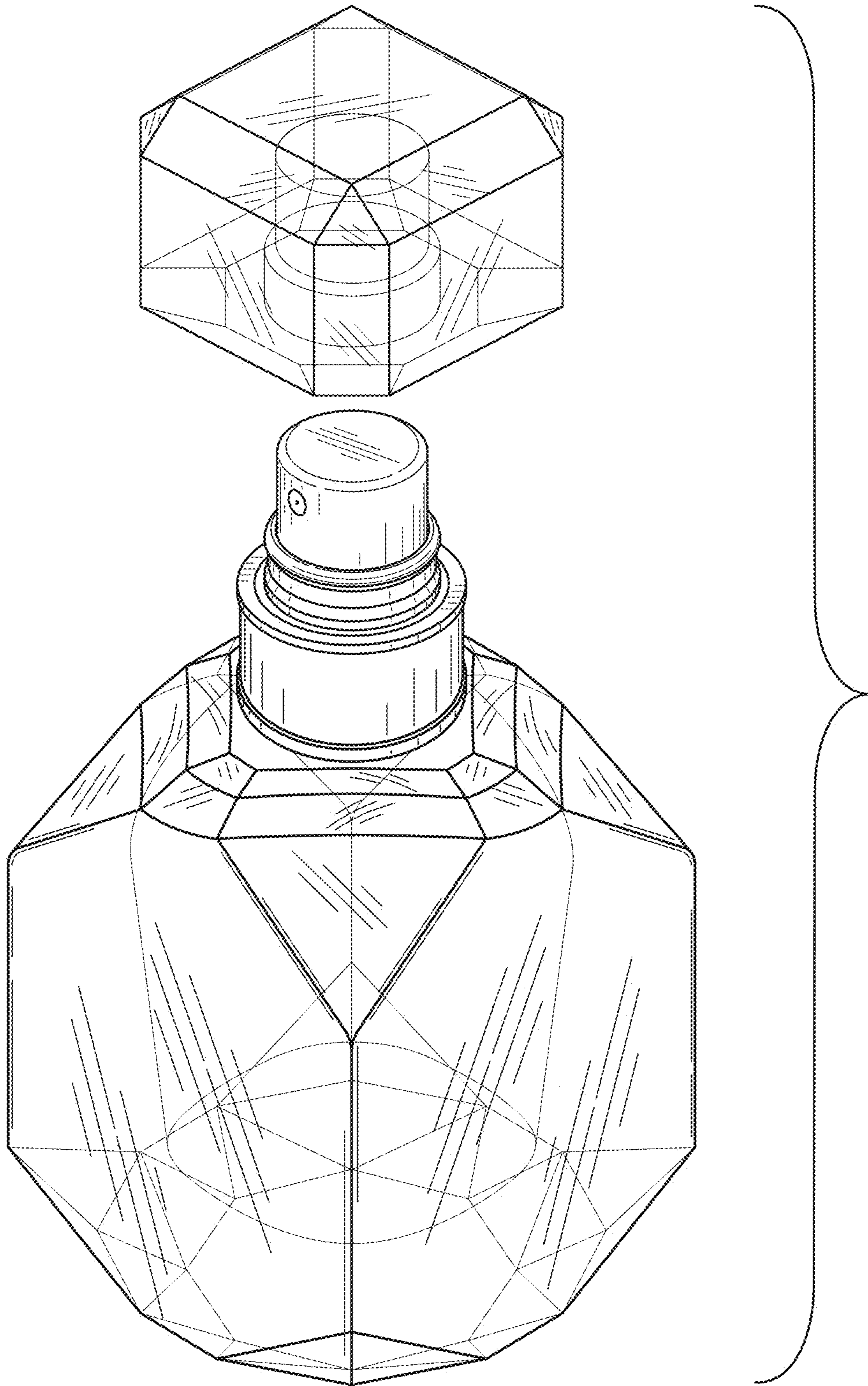


FIG. 8