



US00D912512S

(12) **United States Design Patent** (10) **Patent No.:** **US D912,512 S**
Ruthe-Steinsiek (45) **Date of Patent:** **** Mar. 9, 2021**

(54) **NOZZLE**

(71) Applicant: **Henkel AG & Co. KGaA**, Duesseldorf (DE)

(72) Inventor: **Kai Ruthe-Steinsiek**, Duesseldorf (DE)

(73) Assignee: **Henkel AG & Co. KGaA**, Duesseldorf (DE)

(**) Term: **15 Years**

(21) Appl. No.: **29/607,703**

(22) Filed: **Jun. 15, 2017**

Related U.S. Application Data

(62) Division of application No. 35/500,886, filed on Nov. 4, 2015 (U.S. filing date under 35 U.S.C. 384), and having an international filing date of Nov. 4, 2015, now Pat. No. Des. 807,182.

(51) **LOC (13) Cl.** **09-07**

(52) **U.S. Cl.**
USPC **D9/443**

(58) **Field of Classification Search**
USPC D9/434, 435, 436, 438, 439, 440, 443, D9/446, 447, 448, 449, 450, 452, 453, D9/454, 502, 503, 504, 516, 517, 529, D9/550, 556, 723-727

CPC . B65D 23/00; B65D 1/00; B65D 1/02; B65D 1/0223; B65D 2501/00; B65D 2501/0009; B65D 83/06; B65D 50/041; B65D 2501/0036; B65D 79/005; B65D 23/102; B65D 2501/0027; B65D 23/0814; B65D 1/0233; B65D 1/095; B65D 2251/023; B65D 2255/20; B65D 41/0485; B65D 47/122; A47G 18/22; A47G 18/23; B65C 3/08

See application file for complete search history.

(56) **References Cited**

U.S. PATENT DOCUMENTS

D323,455 S *	1/1992	Eichler	D9/558
D335,628 S *	5/1993	Tighe	D9/571
D461,502 S *	8/2002	Horie	D19/66
D545,218 S *	6/2007	Rushe	D9/724
D563,798 S *	3/2008	Gibson	D9/724
D628,898 S *	12/2010	Barnett	D9/448
D640,931 S *	7/2011	Swanson	D9/667
D651,921 S *	1/2012	Probst	D9/453
D661,598 S *	6/2012	Battisti	D9/724
D675,108 S *	1/2013	Muhl	D9/521
D681,478 S *	5/2013	Riffe	D9/529
D774,923 S *	12/2016	Ohashi	D9/724
D775,953 S *	1/2017	Ruthe-Steinsiek	D19/192
D790,624 S *	6/2017	Matsushita	D18/56
D816,510 S *	5/2018	Nakagawa	D9/724
D821,133 S *	6/2018	DiCarlo	D7/312
D826,068 S *	8/2018	Aboabdo	D9/724
D834,950 S *	12/2018	Aboabdo	D9/724
D852,324 S *	6/2019	Willfort	D23/226
D855,476 S *	8/2019	Aboabdo	D9/724

(Continued)

Primary Examiner — Bao-Yen T Nguyen

(74) *Attorney, Agent, or Firm* — James E. Piotrowski


(57) **CLAIM**

The ornamental design for a nozzle, as shown and described.

DESCRIPTION

FIG. 1 is a front perspective view of a nozzle embodying our new design;
FIG. 2 is a front side elevation view thereof;
FIG. 3 is a rear side elevation view thereof;
FIG. 4 is a left side elevation view thereof;
FIG. 5 is a right side elevation view thereof;
FIG. 6 is a top plan view thereof; and,
FIG. 7 is a bottom plan view thereof.

1 Claim, 7 Drawing Sheets



(56)

References Cited

U.S. PATENT DOCUMENTS

D860,004 S * 9/2019 Aboabdo D9/724
D869,550 S * 12/2019 Yoshii D18/56

* cited by examiner

FIG. 1




FIG. 2




FIG. 3




FIG. 4




FIG. 5




FIG. 6

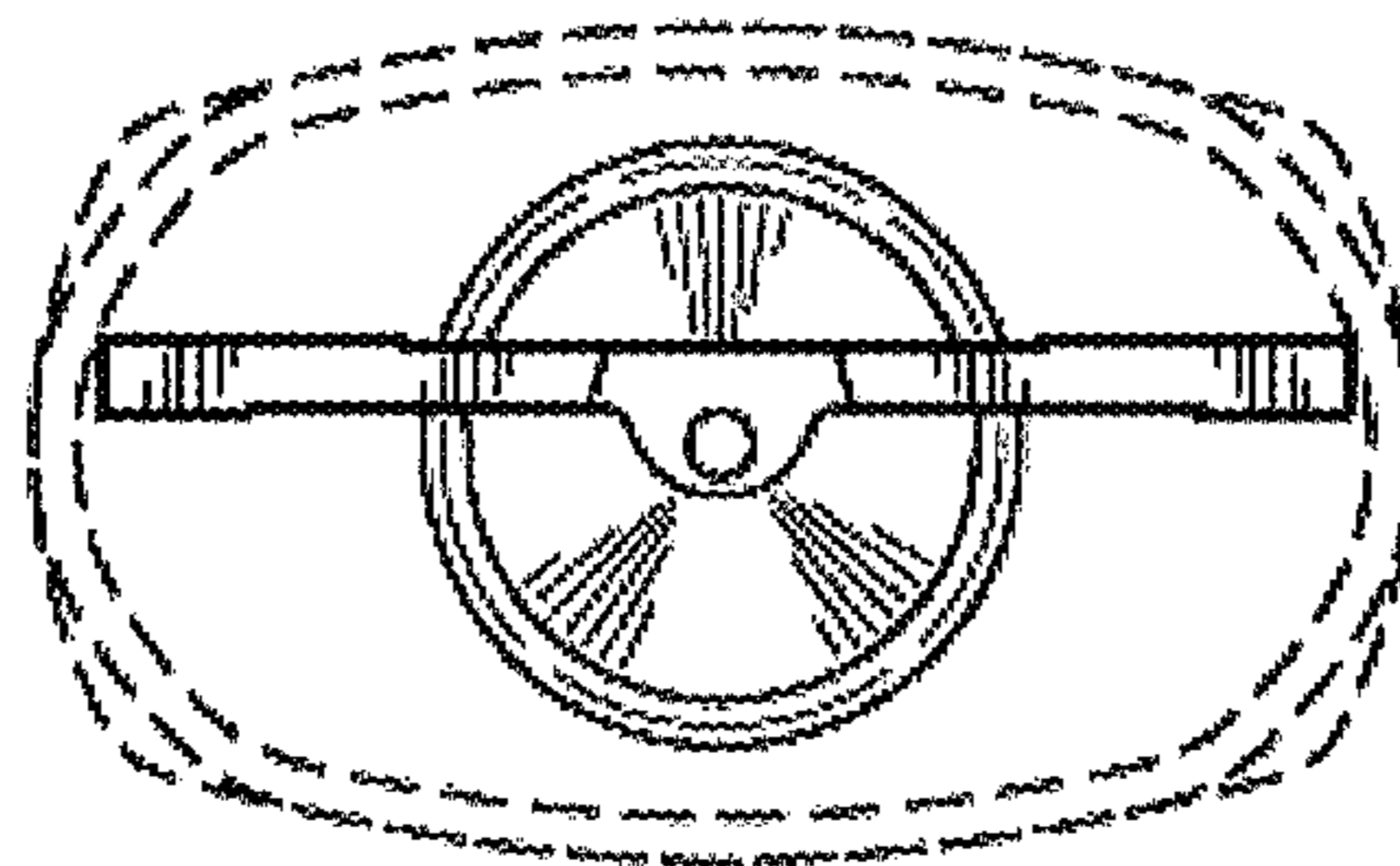


FIG. 7

