



US00D912438S

(12) **United States Design Patent**
Butler et al.

(10) **Patent No.:** **US D912,438 S**
(45) **Date of Patent:** **** Mar. 9, 2021**

(54) **INFLATABLE SLEEPING PAD**
(71) Applicant: **EcoTek Outdoors, LLC**, Mount Pleasant, SC (US)

D174,808 S * 5/1955 Haller D6/596
D174,812 S * 5/1955 Haller D6/596
2,731,652 A * 1/1956 Bishop A47C 27/081
5/710

(Continued)

(72) Inventors: **Philip Joseph Butler**, Mount Pleasant, SC (US); **Brooks Butler Carmichael**, Mount Pleasant, SC (US)

FOREIGN PATENT DOCUMENTS

CN 304299669 * 9/2017
CN 304299670 * 9/2017

(Continued)

(73) Assignee: **EcoTek Outdoors, LLC**, Mount Pleasant, SC (US)

Primary Examiner — Sanjeev Paul

(**) Term: **15 Years**

(74) *Attorney, Agent, or Firm* — Gregory Finch; Finch Paolino, LLC

(21) Appl. No.: **29/632,889**

(57) **CLAIM**

(22) Filed: **Jan. 10, 2018**

The ornamental design for an inflatable sleeping pad, as shown and described.

(51) **LOC (13) Cl.** **06-09**

DESCRIPTION

(52) **U.S. Cl.**

USPC **D6/604**

(58) **Field of Classification Search**

USPC D6/333, 349, 355, 375, 388, 512, 563,
D6/564, 595, 596, 601, 604, 611, 707,
D6/715, 716, 716.1; D24/183–185, 234;
D21/802, 809; 5/413 AM, 681, 710,
5/655.3, 945

CPC A47G 9/10; A47G 9/1009; A47G 9/1027;
A47G 9/1045; A47G 9/1063; A47G
9/1072; A47G 9/1081

See application file for complete search history.

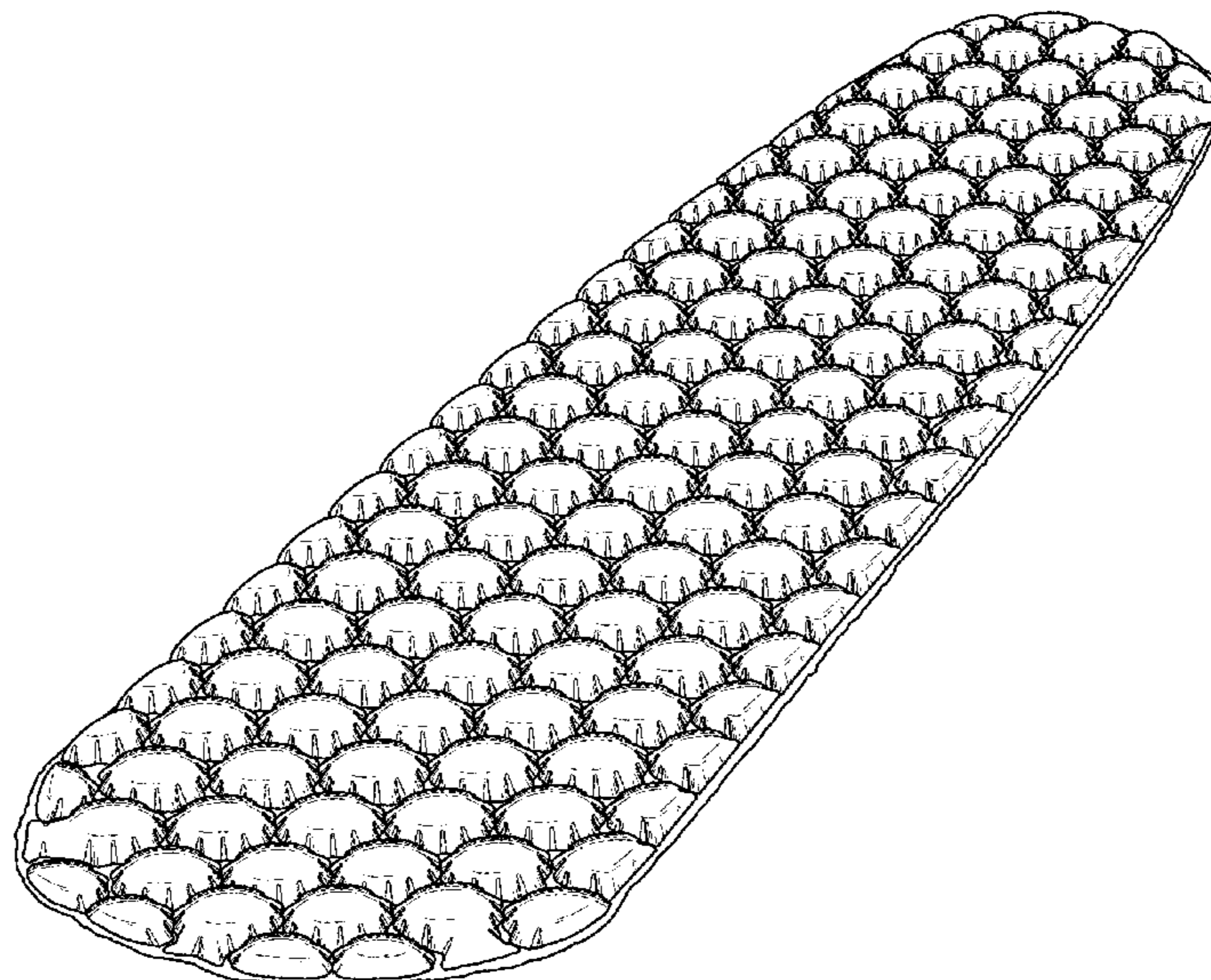
FIG. 1 is an isometric view of the claimed inflatable sleeping pad in an inflated configuration, embodying the present design;
FIG. 2 is an isometric view thereof in a deflated configuration;
FIG. 3 is a top down plan view thereof in an inflated configuration;
FIG. 4 is a bottom up plan view thereof in an inflated configuration;
FIG. 5 is a right side view thereof in an inflated configuration;
FIG. 6 is a left side view thereof in an inflated configuration;
FIG. 7 is a front side view thereof in an inflated configuration;
FIG. 8 is a rear side view thereof in an inflated configuration;
and,
FIG. 9 is an isometric view of the claimed inflatable sleeping pad in a stored configuration in a storage bag.
The portions shown in broken lines are not part of the claimed design but show the environment in which the design is associated.

(56) **References Cited**

U.S. PATENT DOCUMENTS

602,486 A * 4/1898 Szulezewski et al. B60N 2/686
297/452.55
1,089,652 A * 3/1914 Lisbae A47C 27/081
5/710
D108,622 S * 3/1938 Johnson D6/604
D139,146 S * 10/1944 Martin D6/605

1 Claim, 6 Drawing Sheets



(56)

References Cited

U.S. PATENT DOCUMENTS

D180,063 S * 4/1957 Burton et al. D6/604
 D187,638 S * 4/1960 Kelley D6/604
 D220,953 S * 6/1971 Des Pres D6/361
 4,864,671 A * 9/1989 Evans A61G 7/05776
 5/713
 D304,652 S * 11/1989 Viesturs D6/604
 D314,804 S * 2/1991 Thomas D21/809
 D314,805 S * 2/1991 Thomas D21/809
 D315,188 S * 3/1991 Thomas D21/809
 D315,189 S * 3/1991 Thomas D21/809
 D315,388 S * 3/1991 Thomas D21/809
 D315,774 S * 3/1991 Thomas D21/809
 D338,363 S * 8/1993 Martel 5/902
 D346,923 S * 5/1994 Holm 5/421
 D365,378 S * 12/1995 Wolfe D21/809
 D365,485 S * 12/1995 Rossman D6/596
 D365,956 S * 1/1996 Bonaddio 5/736
 D366,175 S * 1/1996 Bonaddio D6/595
 D395,780 S * 7/1998 Denney D6/596
 D414,976 S * 10/1999 Su D6/596
 D416,426 S * 11/1999 Denney D6/596
 D416,740 S * 11/1999 Denney D6/596
 D416,741 S * 11/1999 Denney D6/596
 D417,355 S * 12/1999 Denney 5/736
 D419,356 S * 1/2000 Denney D6/596
 D444,550 S * 7/2001 Cobbs D23/304
 6,446,289 B1 * 9/2002 Su A47C 27/084
 5/420
 D464,701 S * 10/2002 Kiefer A63B 5/10
 D21/802
 D484,560 S * 12/2003 Lin D21/809
 D486,343 S * 2/2004 Feuer D6/596
 D487,372 S * 3/2004 Ku D6/604
 D497,761 S * 11/2004 Martin D6/601
 D507,445 S * 7/2005 Song D6/596
 D507,446 S * 7/2005 Yeh D6/604
 D537,287 S * 2/2007 Lau D6/604
 D568,085 S * 5/2008 Pawsey D6/601
 D599,604 S * 9/2009 Dorado D6/601
 8,341,786 B2 * 1/2013 Oexman A47C 23/047
 5/713
 D707,059 S * 6/2014 Huang D21/662
 D710,130 S * 8/2014 Chen D6/596
 9,756,955 B2 9/2017 Alder et al.

D798,634 S * 10/2017 Sprouse, II D6/601
 D802,336 S * 11/2017 Shir D6/605
 10,029,745 B2 * 7/2018 Wall, II B62D 35/001
 D830,728 S * 10/2018 Maxfield D6/595
 D830,736 S * 10/2018 Adumitresi D6/604
 D840,175 S * 2/2019 Martin D6/596
 D840,724 S * 2/2019 Dowd D6/601
 D844,347 S * 4/2019 Bosstick D6/604
 D846,915 S * 4/2019 Huang D6/604
 D876,125 S * 2/2020 Bellot D6/601
 D878,809 S * 3/2020 Chen D6/601
 D885,086 S * 5/2020 Zhang D6/604
 D897,740 S * 10/2020 Tan D6/604
 D899,148 S * 10/2020 Liu D6/604
 D899,149 S * 10/2020 Tan D6/604
 2004/0045090 A1 * 3/2004 Tsai A47C 27/084
 5/709
 2004/0074004 A1 * 4/2004 Boso A47C 27/082
 5/710
 2007/0070684 A1 * 3/2007 Poulos
 2007/0277320 A1 * 12/2007 Massmann A47C 4/54
 5/654
 2009/0019642 A1 * 1/2009 Happel
 2010/0024132 A1 * 2/2010 Carlson A61G 7/05776
 5/710
 2015/0342360 A1 * 12/2015 Lincoln A47C 27/088
 5/655.3
 2016/0166078 A1 * 6/2016 Liu A47C 27/10
 5/710
 2019/0090618 A1 * 3/2019 McDermott A47C 27/081

FOREIGN PATENT DOCUMENTS

CN 304299672 * 9/2017
 CN 304330891 * 10/2017
 CN 304373445 * 11/2017
 CN 304390925 * 12/2017
 CN 304390946 * 12/2017
 CN 304404942 * 12/2017
 CN 304955598 * 12/2018
 CN 305451022 * 11/2019
 GB 2197192 A * 5/1988 A61G 7/05776
 WO 2015010153 * 6/2016
 WO D0802336 * 11/2017
 WO WO-2018182069 A2 * 10/2018

* cited by examiner




Fig. 1

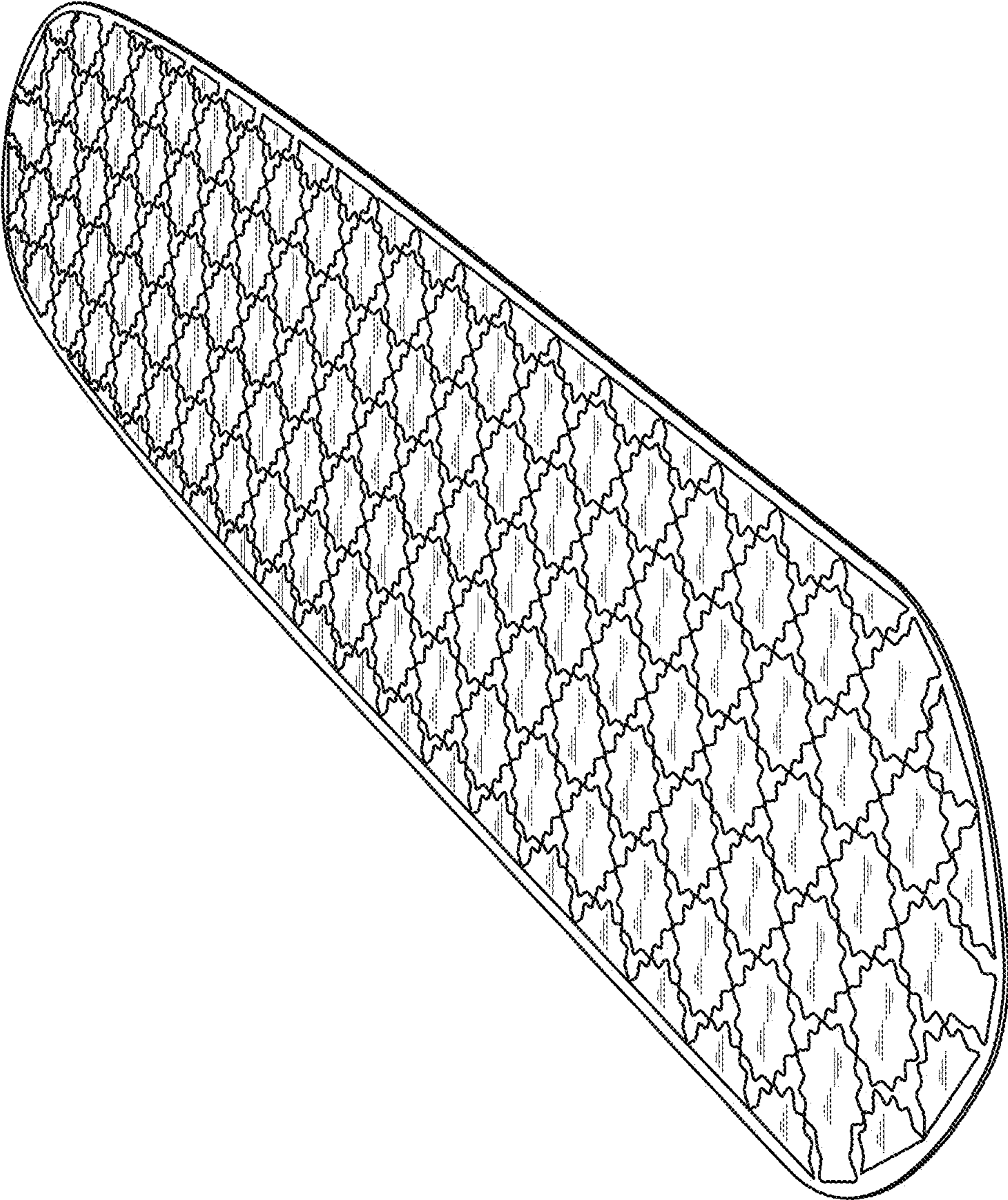


Fig. 2




Fig. 3




Fig. 4



Fig. 5

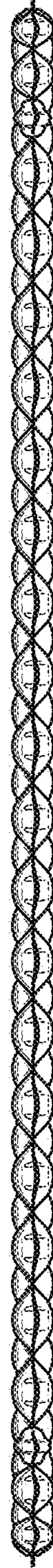


Fig. 6



Fig. 7



Fig. 8




Fig. 9