



US00D912434S

(12) **United States Design Patent**  
**Burkey**

(10) **Patent No.:** **US D912,434 S**  
(45) **Date of Patent:** **\*\* Mar. 9, 2021**

- (54) **FLOOR MAT**
- (71) Applicant: **Xtreme Mats, LLC**, Winter Park, FL (US)
- (72) Inventor: **Brandon Burkey**, Maitland, FL (US)
- (73) Assignee: **XTREME MATS, LLC**, Winter Park, FL (US)
- (\*\*) Term: **15 Years**
- (21) Appl. No.: **29/695,584**
- (22) Filed: **Jun. 20, 2019**
- (51) **LOC (13) Cl.** ..... **06-11**
- (52) **U.S. Cl.**  
USPC ..... **D6/582; D12/203**
- (58) **Field of Classification Search**  
USPC ..... D6/582-584, 586-589, 592, 593; D5/4, D5/58; D12/203; D19/9; D24/200, D24/212-215; D25/138, 148, 163; D32/40, 57  
CPC ..... A47G 27/02; A47G 27/0206; A47G 27/0212; A47G 27/0225; A47G 27/0231; A47G 27/0237; A47G 27/0468; A47G 9/062; A47K 3/002; A47K 7/026; A63B 21/4037; A63B 6/00; G09B 19/0015; B60N 3/044  
See application file for complete search history.

- D183,475 S \* 9/1958 bachtel ..... A47G 27/0225 D12/203
- 3,104,195 A \* 9/1963 Warnberg ..... A47G 27/0225 428/71
- D280,772 S \* 9/1985 McCreery ..... A47G 27/0225 D34/35
- 5,021,277 A \* 6/1991 Fan ..... B60N 3/044 15/215

(Continued)

*Primary Examiner* — Kevin K Rudzinski  
*Assistant Examiner* — Clare Ann Gannon  
(74) *Attorney, Agent, or Firm* — Allen Dyer Doppelt & Gilchrist, PA

(57) **CLAIM**

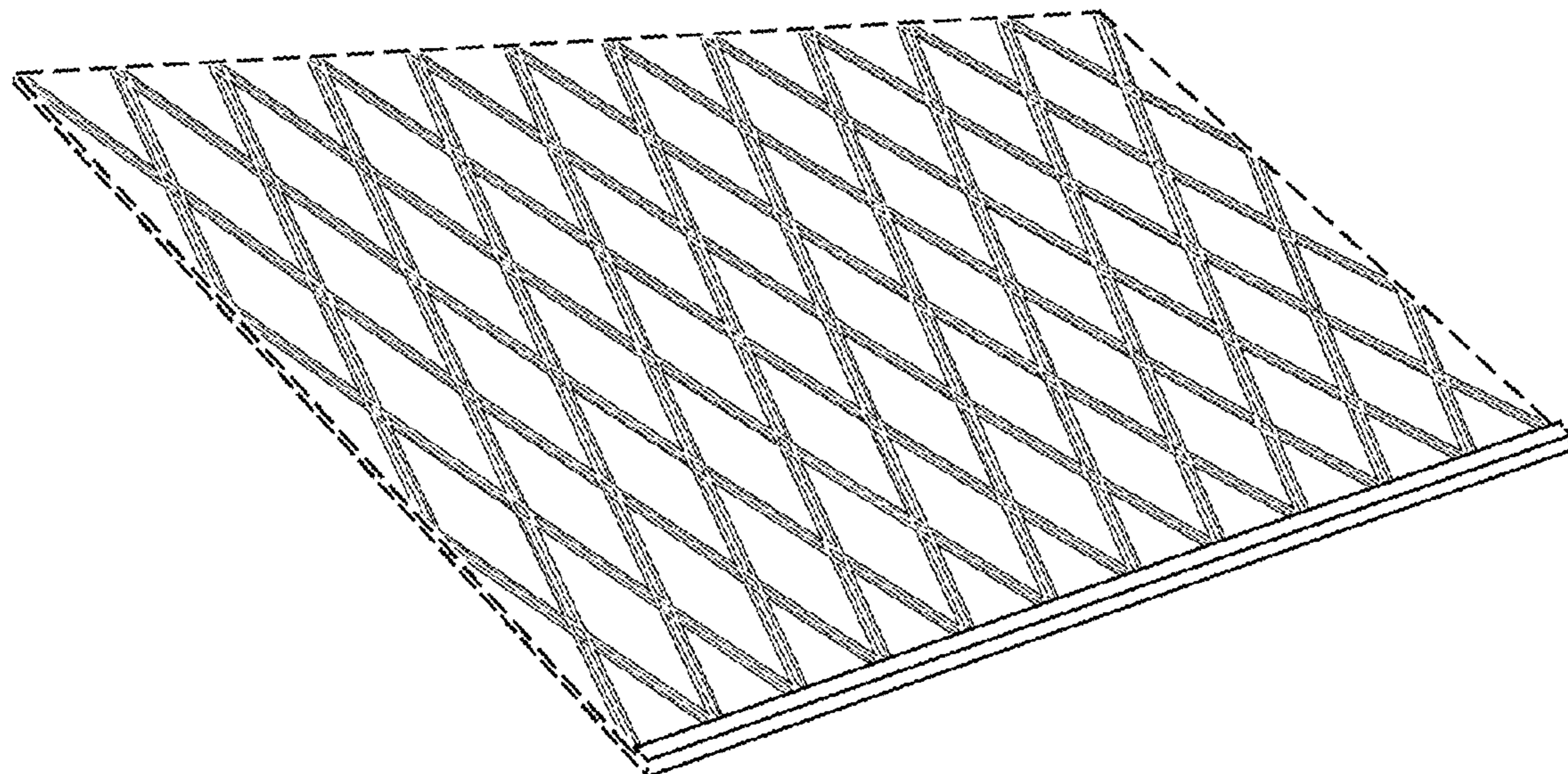
The ornamental design for a floor mat, as shown and described.

**DESCRIPTION**

FIG. 1 is a top, rear, left side perspective view of the floor mat, according to the present invention;  
FIG. 2 is a top view of the design;  
FIG. 3 is a bottom view of the design;  
FIG. 4 is a rear view of the design;  
FIG. 5 is a front view of the design;  
FIG. 6 is a right side view of the design, the left side view being a mirror image thereof;  
FIG. 7 is a sectional view taken along any of the lines 7-7 of FIG. 2;  
FIG. 8 is a sectional view taken along any of the lines 8-8 of FIG. 2; and,  
FIG. 9 is a top view of the design shown within a larger floor mat.  
The broken lines immediately adjacent to solid lines depict the boundary of the claim and form no part of the claimed design. All other broken lines in FIGS. 1-8 depict portions of the floor mat that form no part of the claimed design. The broken lines in FIG. 9 showing a larger floor mat depict environment that forms no part of the claimed design.

- (56) **References Cited**  
U.S. PATENT DOCUMENTS  
D20,107 S \* 8/1890 Carr ..... D6/583  
1,488,804 A \* 4/1924 Brown ..... A47G 27/0412 428/78  
1,948,327 A \* 2/1934 Berwick ..... B60N 3/044 428/138  
D174,796 S \* 5/1955 Caldwell ..... A47G 27/0206 D12/203

**1 Claim, 4 Drawing Sheets**



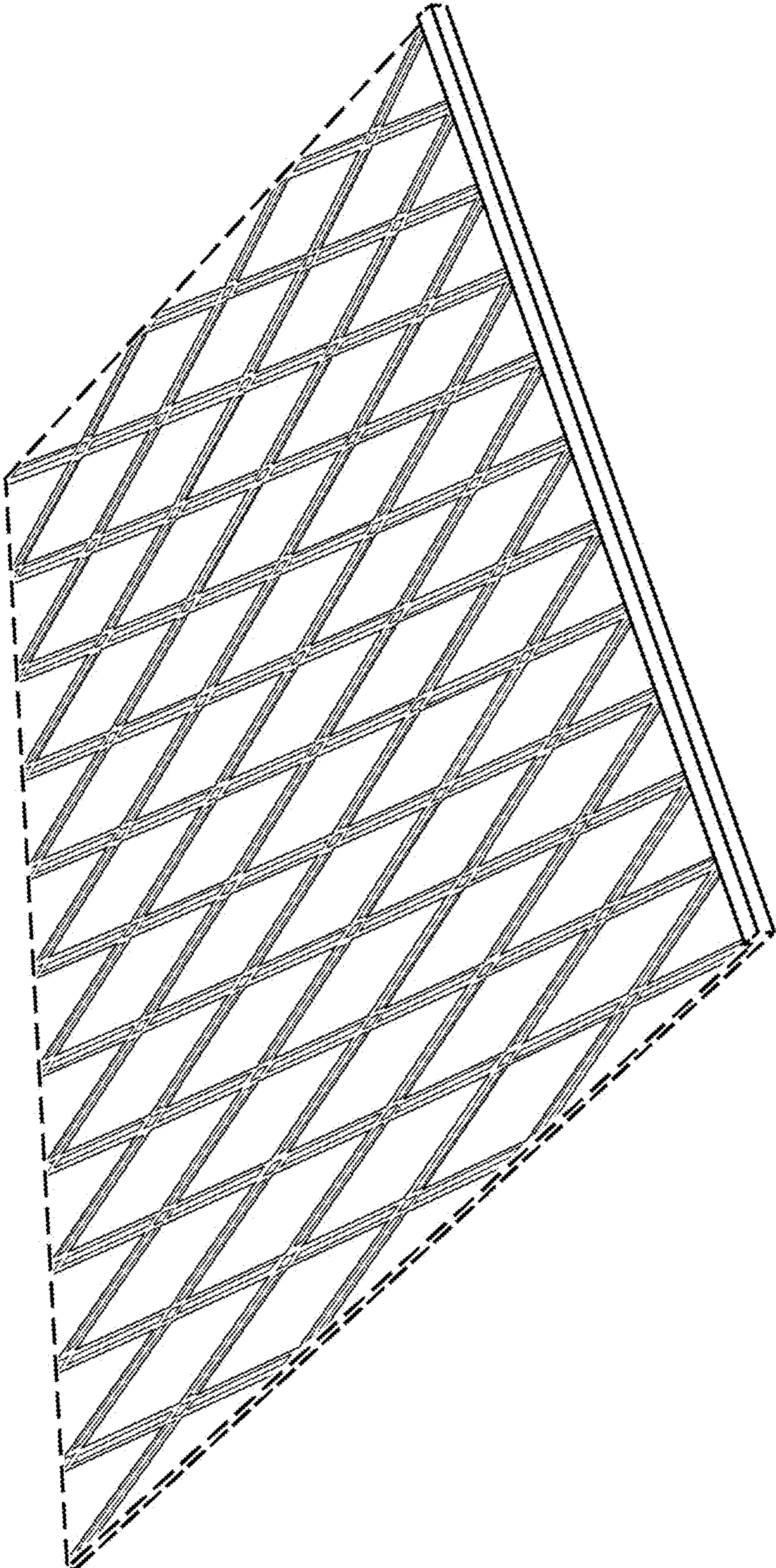
(56)

**References Cited**

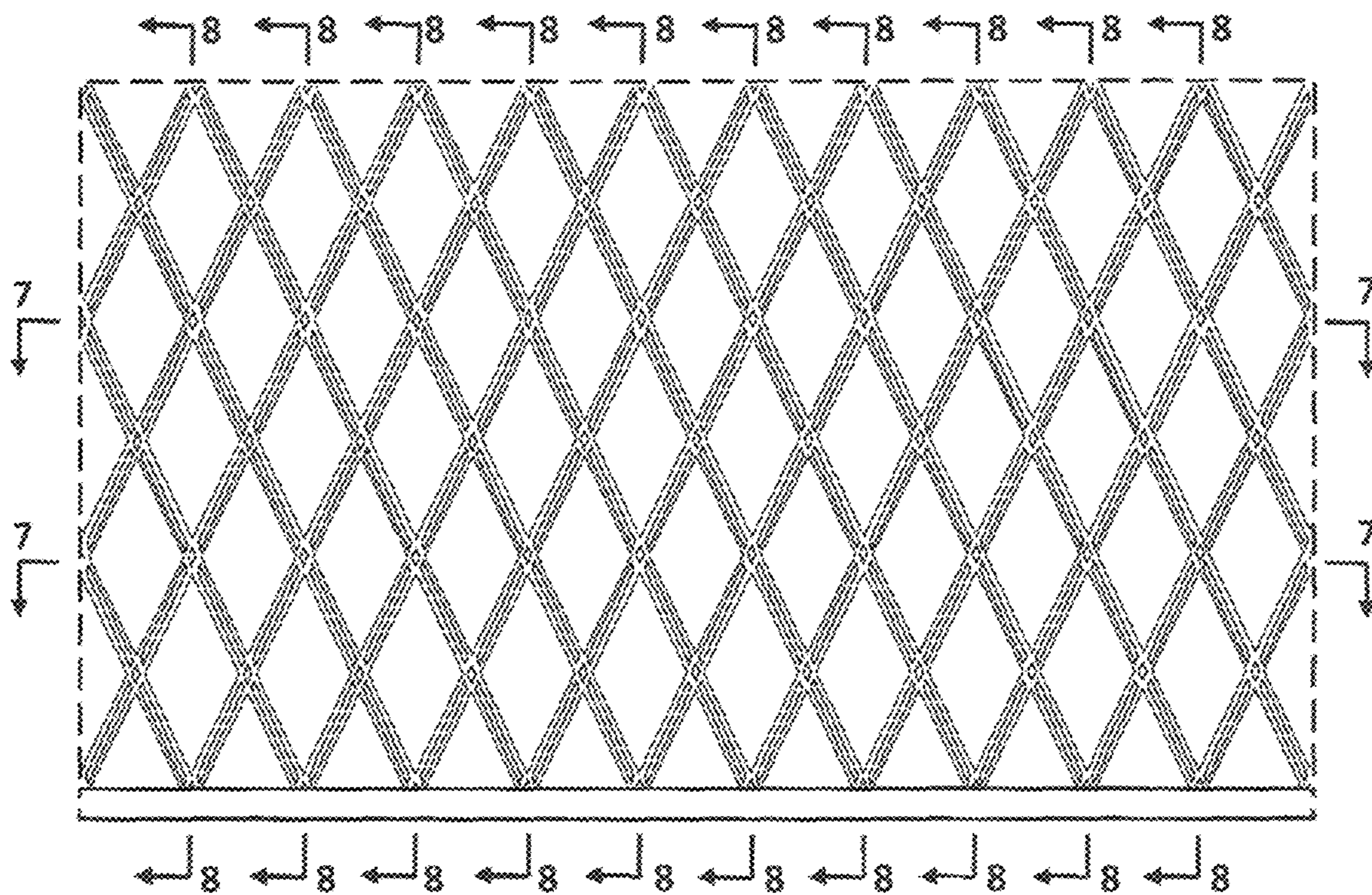
U.S. PATENT DOCUMENTS

6,340,513 B1 \* 1/2002 Hammond ..... B32B 27/12  
15/215  
D630,860 S \* 1/2011 Sichel ..... A47C 15/002  
D5/58  
D765,922 S \* 9/2016 Savan ..... B32B 27/12  
D30/199  
D841,360 S \* 2/2019 Swind ..... B60N 3/044  
D6/585  
2004/0253412 A1 \* 12/2004 Dotson ..... A47G 27/0206  
428/119  
2006/0029773 A1 \* 2/2006 Waterman ..... A47G 23/03  
428/138  
2008/0229500 A1 \* 9/2008 Lin ..... A47C 15/002  
5/417  
2018/0055266 A1 \* 3/2018 Puthillath ..... A47L 23/266

\* cited by examiner



**Fig. 1**



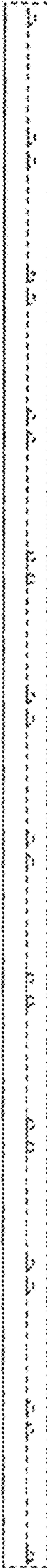
**Fig. 2**



**Fig. 3**



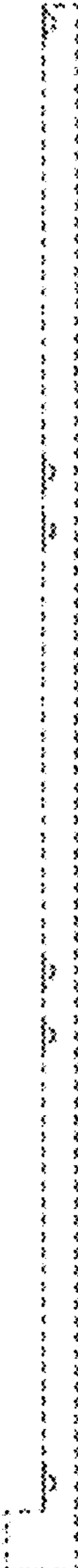
**Fig. 4**



**Fig. 5**



**Fig. 7**



**Fig. 6**



**Fig. 8**

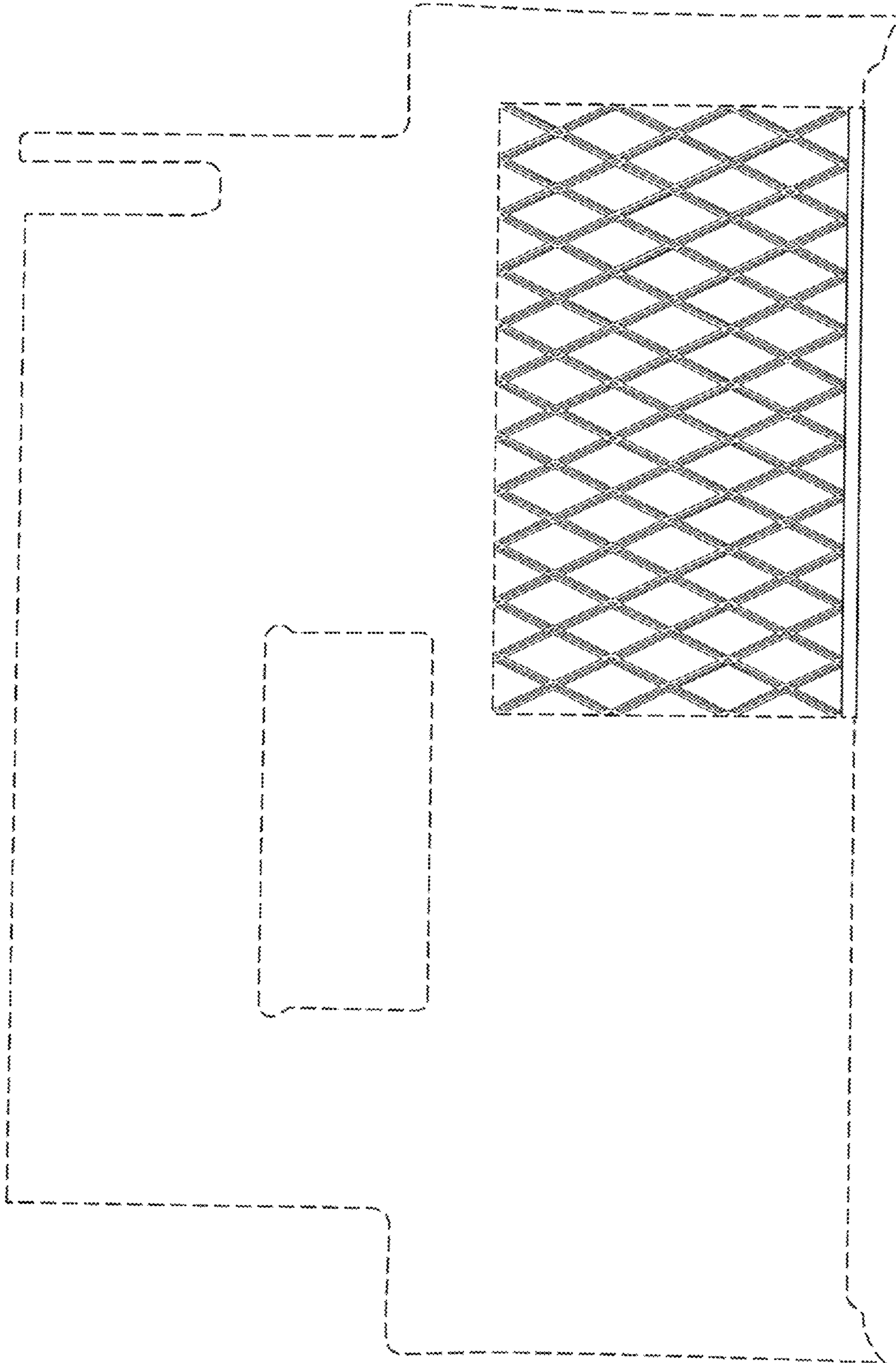


Fig. 9