



US00D912426S

(12) **United States Design Patent**
Florez et al.

(10) **Patent No.:** **US D912,426 S**
(45) **Date of Patent:** **** Mar. 9, 2021**

(54) **CHAIR**

22/986; B60R 22/914; B60R 22/995;
A47B 83/02; A47B 83/023; A47B
83/024; A47B 85/04

(71) Applicant: **Haworth, Inc.**, Holland, MI (US)

See application file for complete search history.

(72) Inventors: **Carlos Manuel Martinez Florez**, New York, NY (US); **Juana Vasquez-Armstrong**, New York, NY (US); **Daniel Charles-Koch West**, Grand Rapids, MI (US); **Stephen Joseph Simpson**, Grand Rapids, MI (US); **Nicolai Czumaj-Bront**, Grand Rapids, MI (US); **Peng Zhan**, Grand Rapids, MI (US)

(56) **References Cited**

U.S. PATENT DOCUMENTS

D155,273 S *	9/1949	Eames	D6/363
2,658,563 A *	11/1953	Nordmark	A47C 5/04 297/452.24
D181,241 S *	10/1957	Swanson	D6/374
3,053,493 A *	9/1962	Stafford	A47C 3/04 297/239
4,290,645 A *	9/1981	Glickman	A47C 3/04 297/239
D269,831 S *	7/1983	Crone	D6/373
5,961,184 A *	10/1999	Balderi	A47C 5/04 297/440.15

(Continued)

Primary Examiner — Kevin K Rudzinski

Assistant Examiner — Paul D Bohannon

(74) *Attorney, Agent, or Firm* — Warner Norcross + Judd LLP

(73) Assignee: **Haworth, Inc.**, Holland, MI (US)

(**) Term: **15 Years**

(21) Appl. No.: **29/710,140**

(22) Filed: **Oct. 21, 2019**

(51) **LOC (13) Cl.** **06-01**

(52) **U.S. Cl.**
USPC **D6/373**

(58) **Field of Classification Search**
USPC D6/333, 334, 341, 348, 349, 350, 352,
D6/353, 360, 364, 369, 370, 371, 373,
D6/374, 375, 376, 377, 379, 380, 390,
D6/677, 692, 700, 708, 708.16, 716, 366;
D16/237; D21/412, 419, 521
CPC A47C 1/124; A47C 3/34; A47C 4/028;
A47C 4/02; A47C 5/12; A47C 5/125;
A47C 7/506; A47C 9/007; A47C 13/005;
A47C 13/023; A47C 31/113; A47C 3/00;
A47C 4/08; A47C 4/00; A47C 7/70;
A47C 7/405; A47C 13/00; B60R 2/0284;
B60R 2/062; B60R 22/001; B60R 22/24;
B60R 22/28; B60R 22/58; B60R 22/64;
B60R 22/68; B60R 22/80; B60R 22/99;
B60R 22/245; B60R 22/643; B60R
22/646; B60R 22/665; B60R 22/686;
B60R 22/688; B60R 22/803; B60R


(57) **CLAIM**

The ornamental design for a chair, as shown and described.

DESCRIPTION

FIG. 1 is a front perspective view of a chair embodying the new design;
FIG. 2 is a right side view, the left side being a mirror image thereof;
FIG. 3 is a front view thereof;
FIG. 4 is a rear view thereof;
FIG. 5 is a top view thereof; and,
FIG. 6 is a bottom view thereof.
FIGS. 1-6 show portions of the chair in broken lines. The portions shown in broken lines are for environmental purposes only and form no part of the claimed design.

1 Claim, 6 Drawing Sheets



(56)

References Cited

U.S. PATENT DOCUMENTS

D544,228 S *	6/2007	Bartlmae	D6/374
D558,478 S *	1/2008	Rothe	D6/373
D889,863 S *	7/2020	Carter	D6/360
D898,400 S *	10/2020	Tabuchi	D6/376
D898,401 S *	10/2020	Tabuchi	D6/376
D899,120 S *	10/2020	Del Portillo	D6/360
D899,122 S *	10/2020	Tabuchi	D6/360

* cited by examiner




Fig. 1

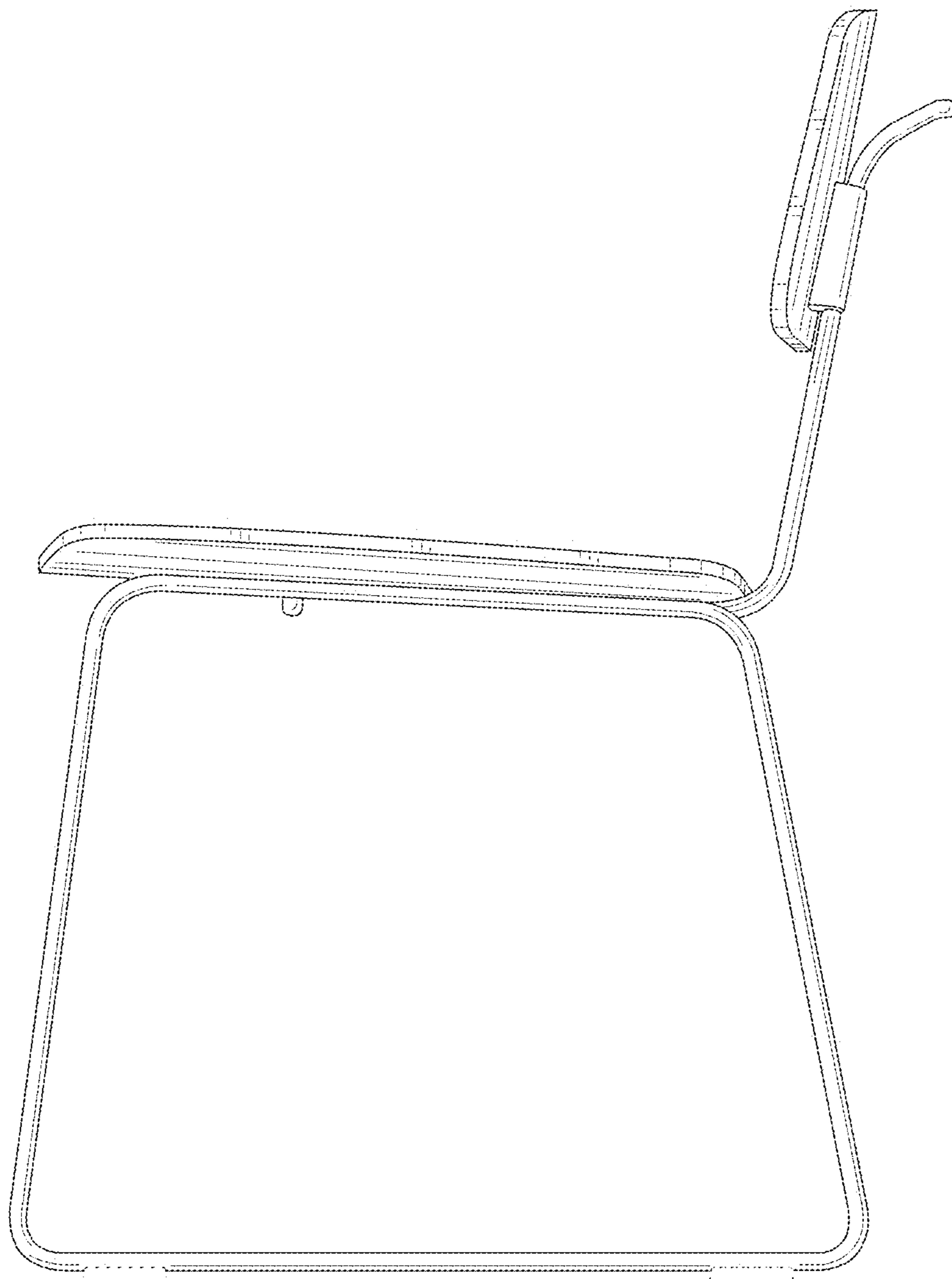


Fig. 2




Fig. 3




Fig. 4




Fig. 5

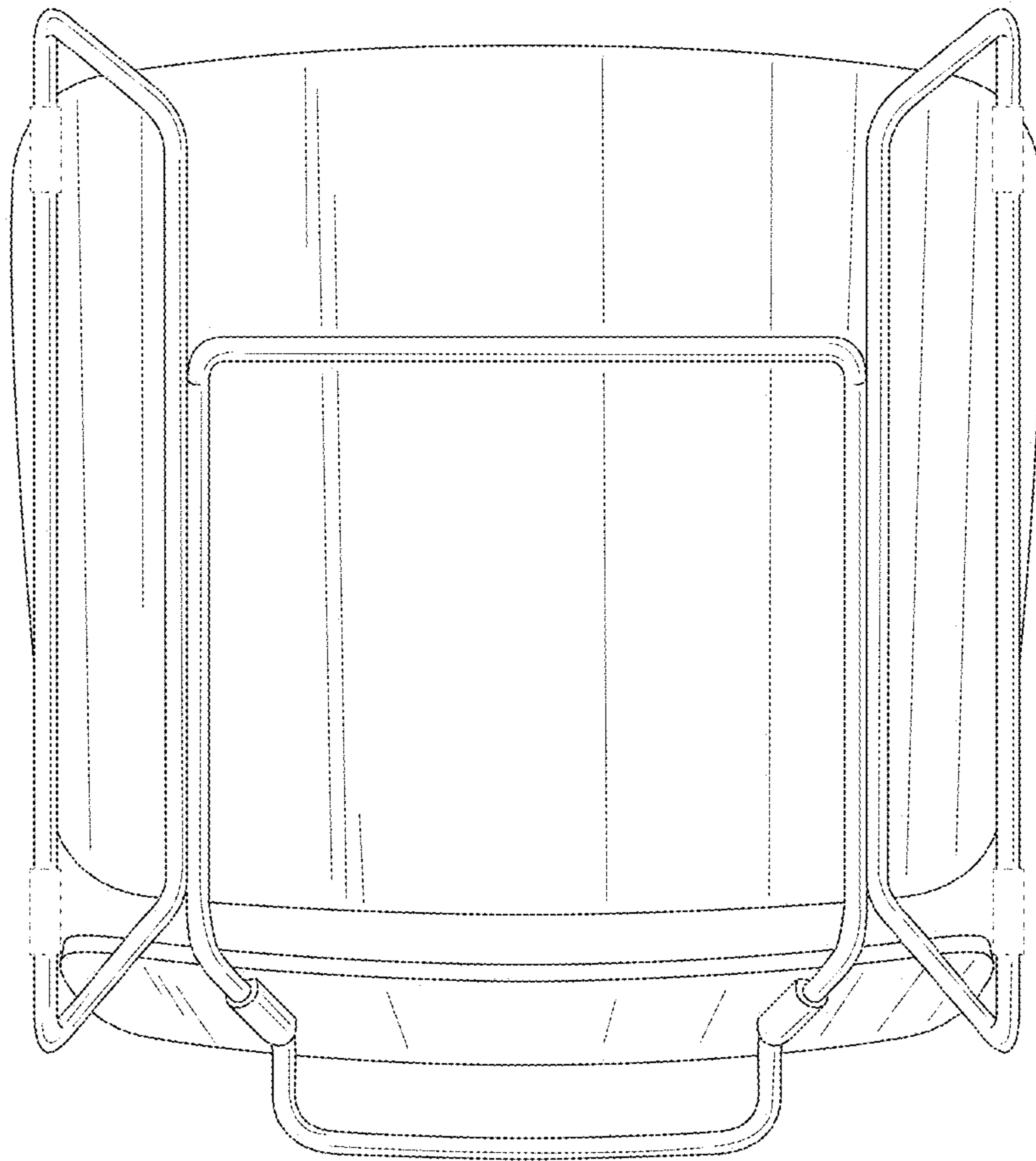


Fig. 6