



US00D912422S

(12) **United States Design Patent**
Li

(10) **Patent No.:** **US D912,422 S**
(45) **Date of Patent:** **** Mar. 9, 2021**

(54) **CHAIR**

(71) Applicant: **39F USA INC**, Rancho Cucamonga, CA (US)

(72) Inventor: **Yuehai Li**, Rancho Cucamonga, CA (US)

(**) Term: **15 Years**

(21) Appl. No.: **29/715,900**

(22) Filed: **Dec. 5, 2019**

(51) **LOC (13) Cl.** **06-01**

(52) **U.S. Cl.**
USPC **D6/366**

(58) **Field of Classification Search**

USPC D6/334, 349, 357, 364, 365, 366, 367, D6/368, 369, 374, 375, 379, 381, 708.16, D6/716.1, 716.4, 716.7

CPC A47C 3/12; A47C 3/18; A47C 3/20; A47C 3/26; A47C 5/02; A47C 5/10; A47C 7/24; A47C 7/36; A47C 7/46; A47C 7/18; A47C 7/40; A47C 1/03255; A47C 4/42; A47C 4/44; A47C 11/00; A47C 11/05
See application file for complete search history.

(56) **References Cited**

U.S. PATENT DOCUMENTS

3,133,762 A * 5/1964 Newman A47C 3/04
297/239
D520,764 S * 5/2006 Kinoshita D6/366

D622,986 S * 9/2010 Kubryk D6/716
D730,669 S * 6/2015 Kubryk D6/716
D766,640 S * 9/2016 Kubryk D6/716
D767,318 S * 9/2016 Kubryk D6/716
D798,070 S * 9/2017 Iqbal D6/334
D808,669 S * 1/2018 Li D6/334
9,980,569 B1 * 5/2018 Chen A47C 7/002
D859,021 S * 9/2019 Novak D6/369
D883,691 S * 5/2020 Dassen D6/366
D887,157 S * 6/2020 Holbrook D6/366
D904,779 S * 12/2020 Li D6/366

FOREIGN PATENT DOCUMENTS

EP 700651 A1 * 3/1996

* cited by examiner

Primary Examiner — R. Johnson

(74) *Attorney, Agent, or Firm* — Feng Qian

(57) **CLAIM**

The ornamental design for a chair, as shown and described.

DESCRIPTION

FIG. 1 is a front perspective view of a chair showing my new design;

FIG. 2 is a front elevation view thereof;

FIG. 3 is a rear elevation view thereof;

FIG. 4 is a left-side elevation view thereof;

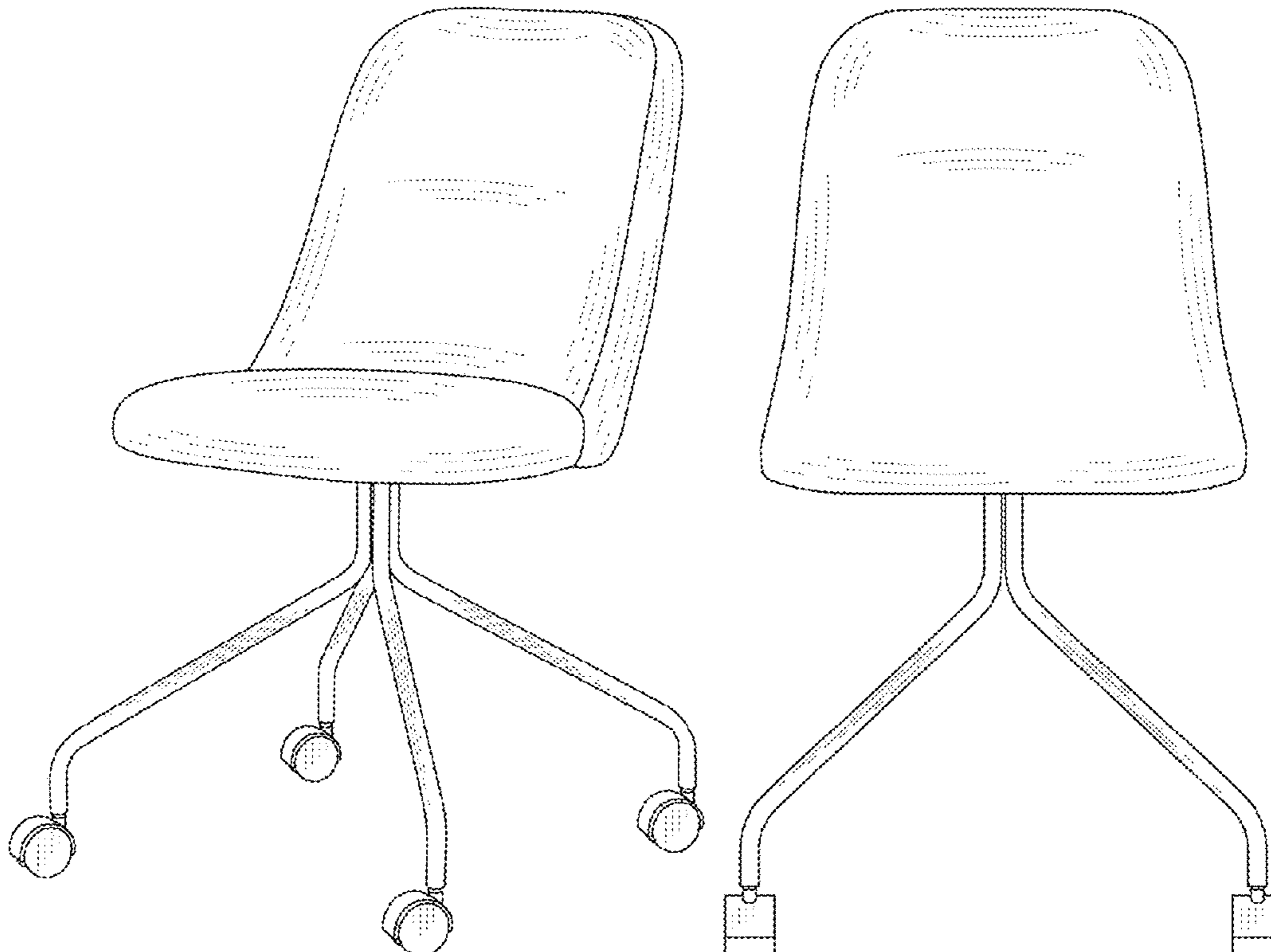
FIG. 5 is a right-side elevation view thereof;

FIG. 6 is a top plan view thereof; and,

FIG. 7 is a bottom plan view thereof.

The broken lines in FIG. 7 represent stitching.

1 Claim, 7 Drawing Sheets






Fig.1




Fig.2




Fig.3

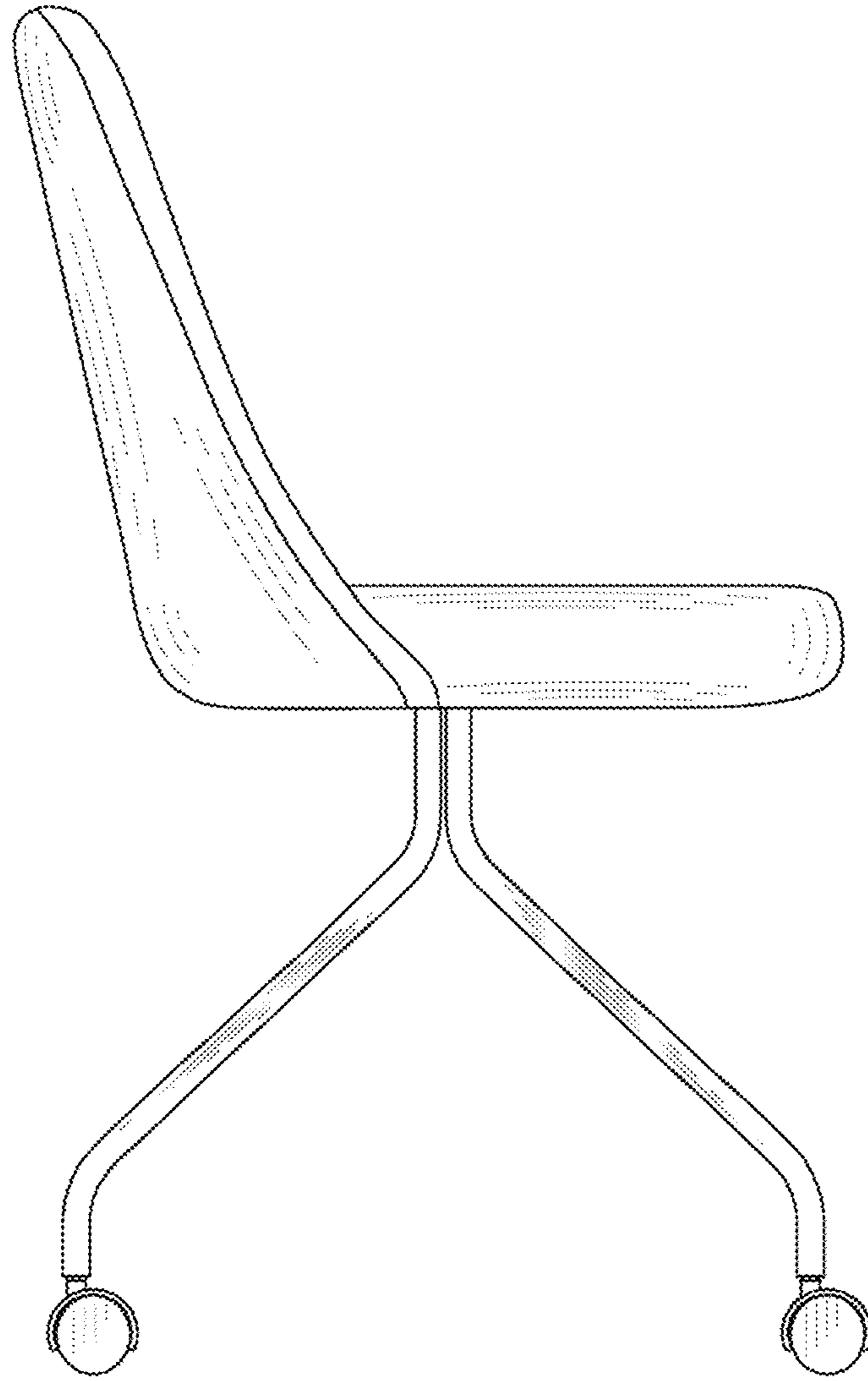


Fig.4

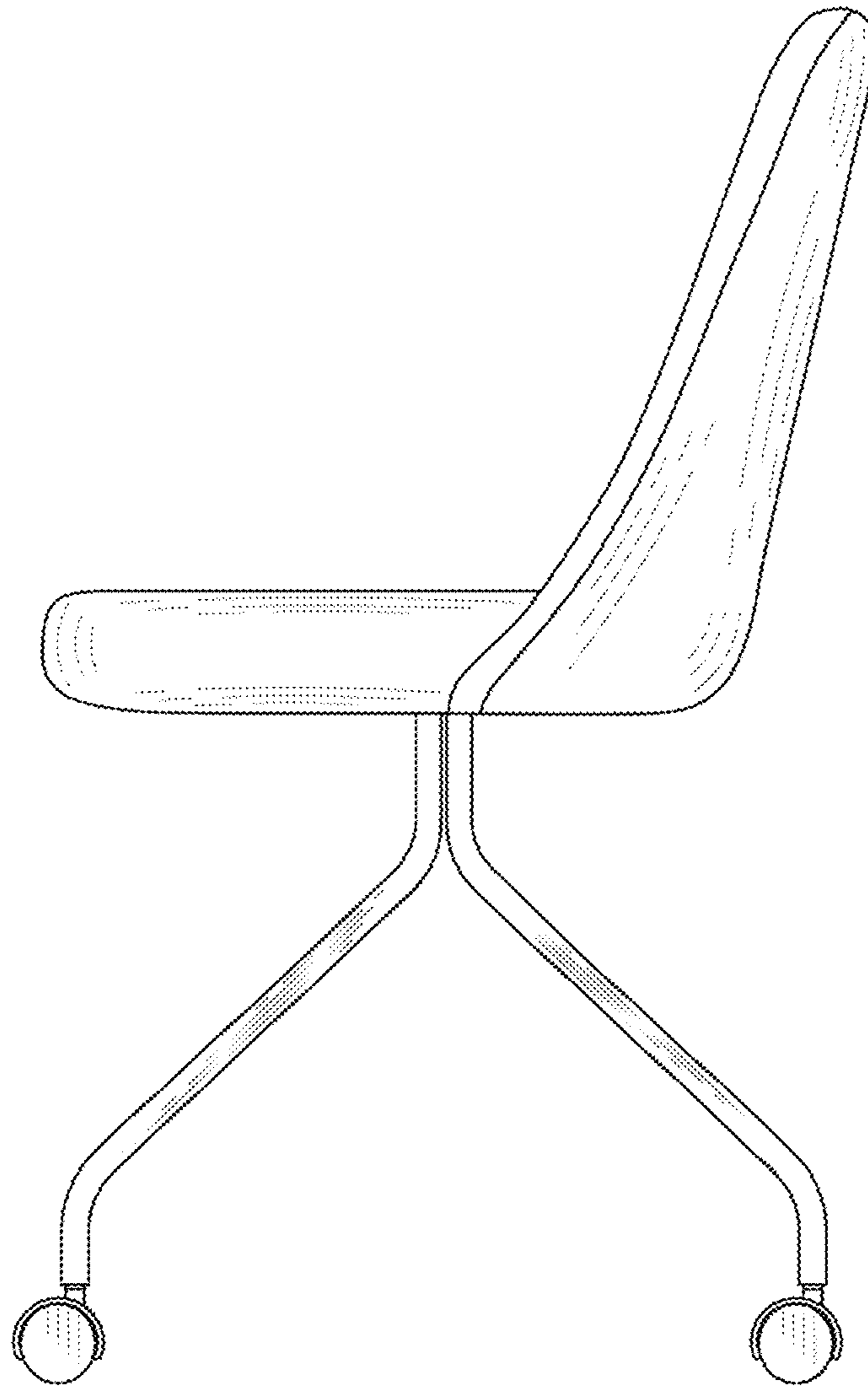


Fig.5

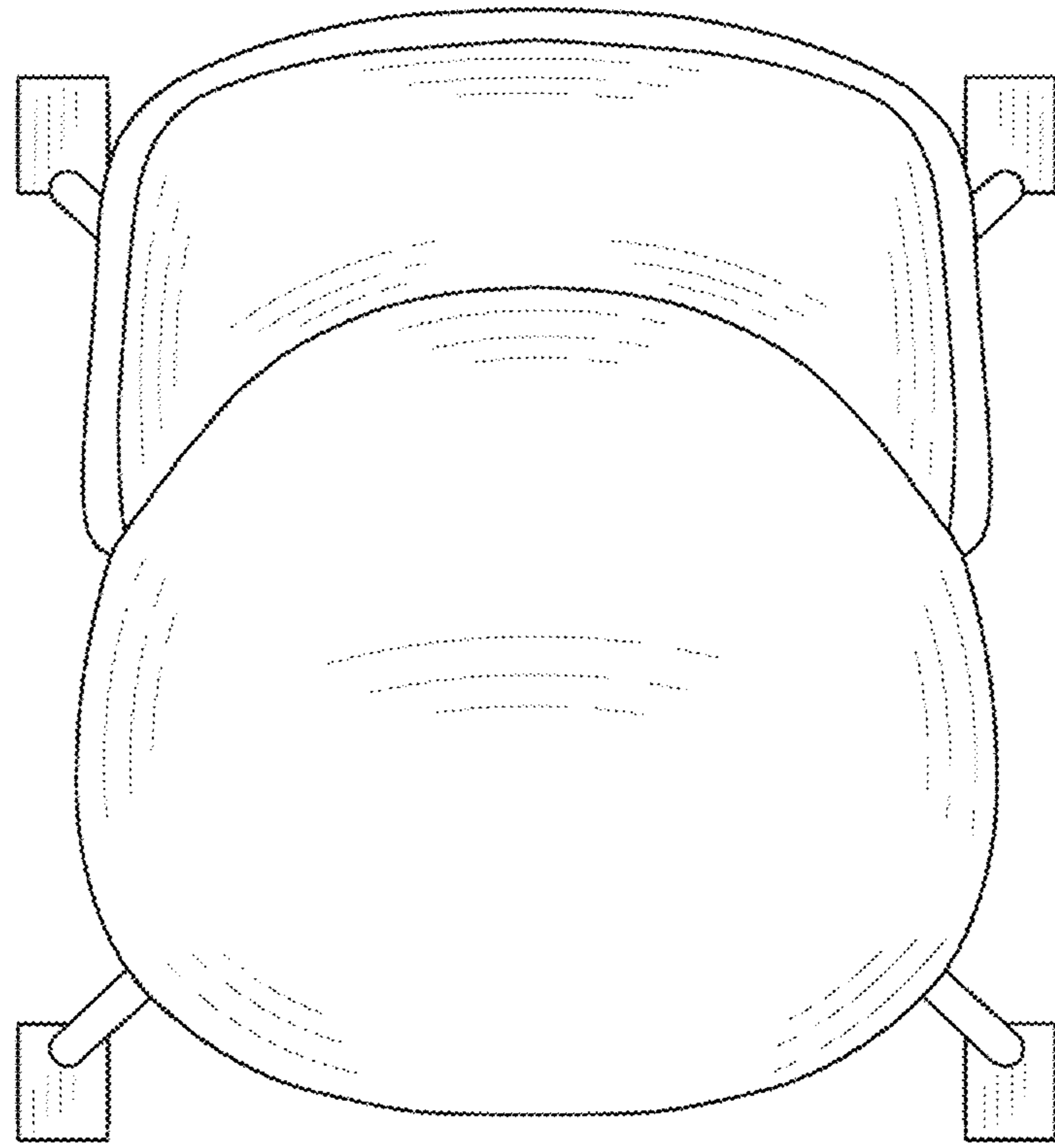


Fig.6




Fig.7