



US00D912414S

(12) **United States Design Patent** (10) **Patent No.:** **US D912,414 S**
Li (45) **Date of Patent:** **** Mar. 9, 2021**

(54) **OTTOMAN**
(71) Applicant: **39F USA INC**, Rancho Cucamonga, CA (US)
(72) Inventor: **Yuehai Li**, Rancho Cucamonga, CA (US)
(**) Term: **15 Years**

(21) Appl. No.: **29/715,923**
(22) Filed: **Dec. 5, 2019**
(51) **LOC (13) Cl.** **06-01**
(52) **U.S. Cl.**
USPC **D6/352**
(58) **Field of Classification Search**
USPC D6/334-338, 340-343, 349-353, 355, D6/364-365, 691-691.9, 692-692.6, D6/716-716.1; D25/65
CPC A47B 7/00-02; A47C 11/00; A47C 12/00; A47C 13/00; A47C 16/00; A47C 16/02-04; A47C 9/00-105; A47K 17/02; A47K 17/028
See application file for complete search history.

(56) **References Cited**

U.S. PATENT DOCUMENTS

D101,266 S * 9/1936 Batte D3/295
D216,012 S * 11/1969 Buchsbaum D6/352
3,495,874 A * 2/1970 Dean A47C 5/125
297/452.17
4,232,477 A * 11/1980 Lin A63H 33/00
446/71
D384,211 S * 9/1997 Wied D6/349
D428,269 S * 7/2000 Peterson D6/349

D552,912 S * 10/2007 Boutin D6/601
D681,356 S * 5/2013 Iwasaki D6/349
D734,666 S * 7/2015 Blonder D9/430
D810,452 S * 2/2018 Gu D6/352
D818,730 S * 5/2018 Melbostad D6/352
D839,011 S * 1/2019 Hiyoshi D6/352
D881,593 S * 4/2020 Li D6/352

OTHER PUBLICATIONS

Comfortland 18 Inches Round Storage Ottoman Bench, Toy Box Chest Footrest with Coffee Table, Quilted Velvet Fabric Padded Seat Foot Stool for Bedroom, Living Room, Kids Room and Entryway (Army Green). [online] Retrieved from URL: <https://www.amazon.com/Comfortland-Storage-Ottoman-Footrest-Entryway/dp/B08C55YD5N>.
Akbar. [online] Retrieved Dec. 21, 2020 from URL: <http://www.39f.net/goods.php?id=17041>.

* cited by examiner

Primary Examiner — Vy N Koenig
(74) *Attorney, Agent, or Firm* — Feng Qian


(57) **CLAIM**

The ornamental design for an ottoman, as shown and described.

DESCRIPTION

FIG. 1 is a front perspective view of an ottoman showing my new design;
FIG. 2 is a front elevation view thereof;
FIG. 3 is a rear elevation view thereof;
FIG. 4 is a left-side elevation view thereof;
FIG. 5 is a right-side elevation view thereof;
FIG. 6 is a top plan view thereof; and,
FIG. 7 is a bottom plan view thereof.

1 Claim, 7 Drawing Sheets






Fig.1

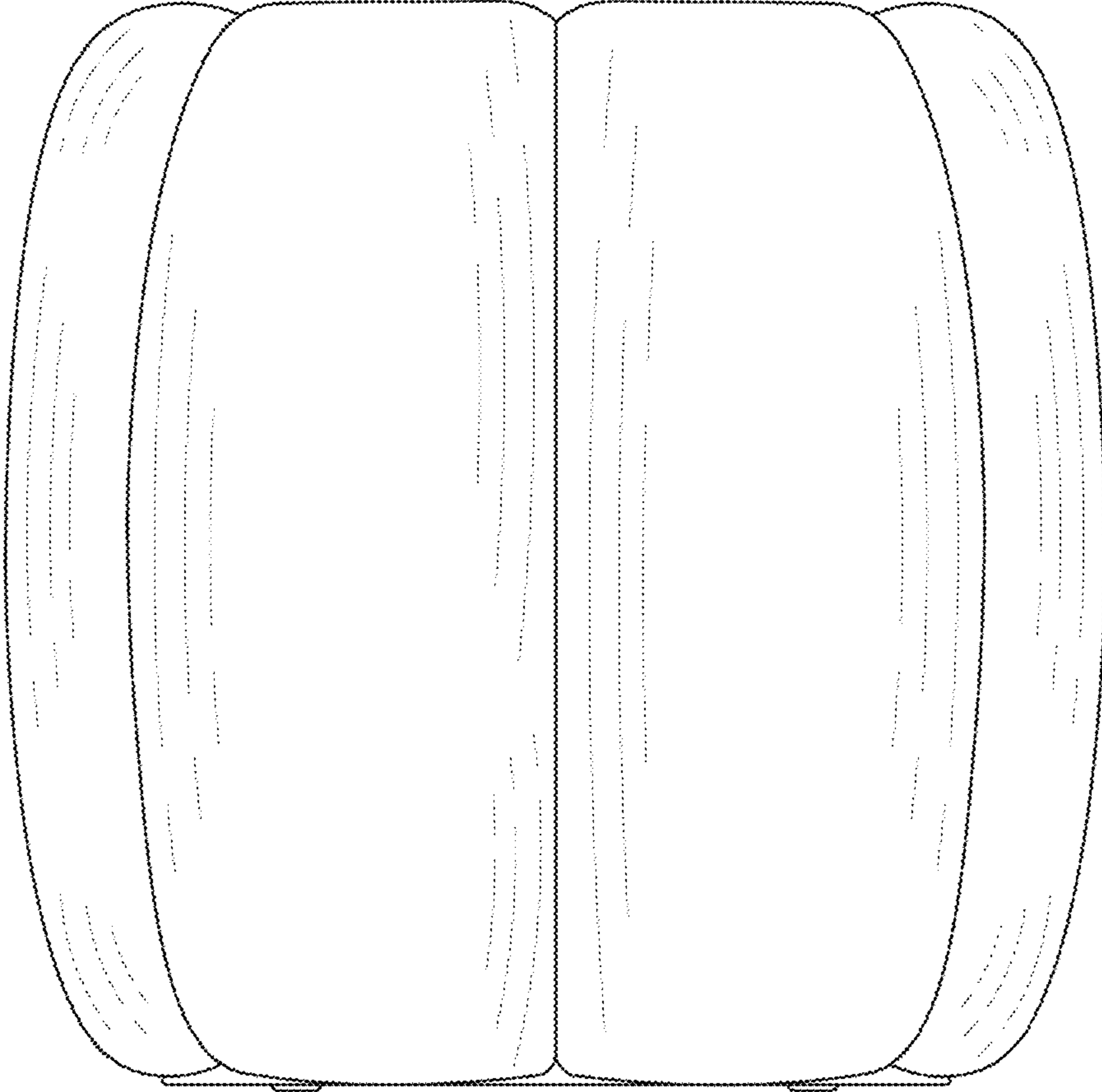


Fig.2

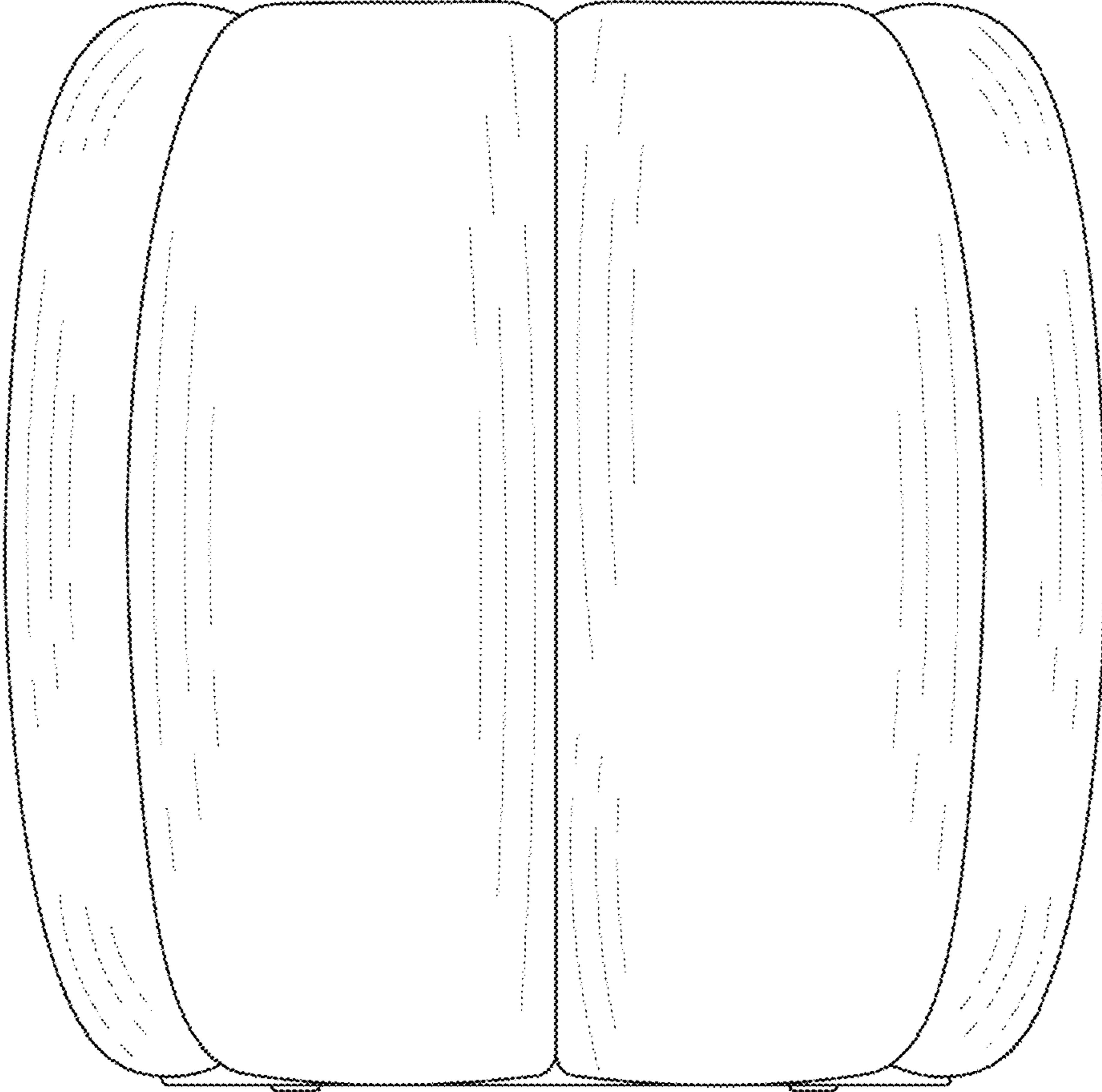


Fig.3

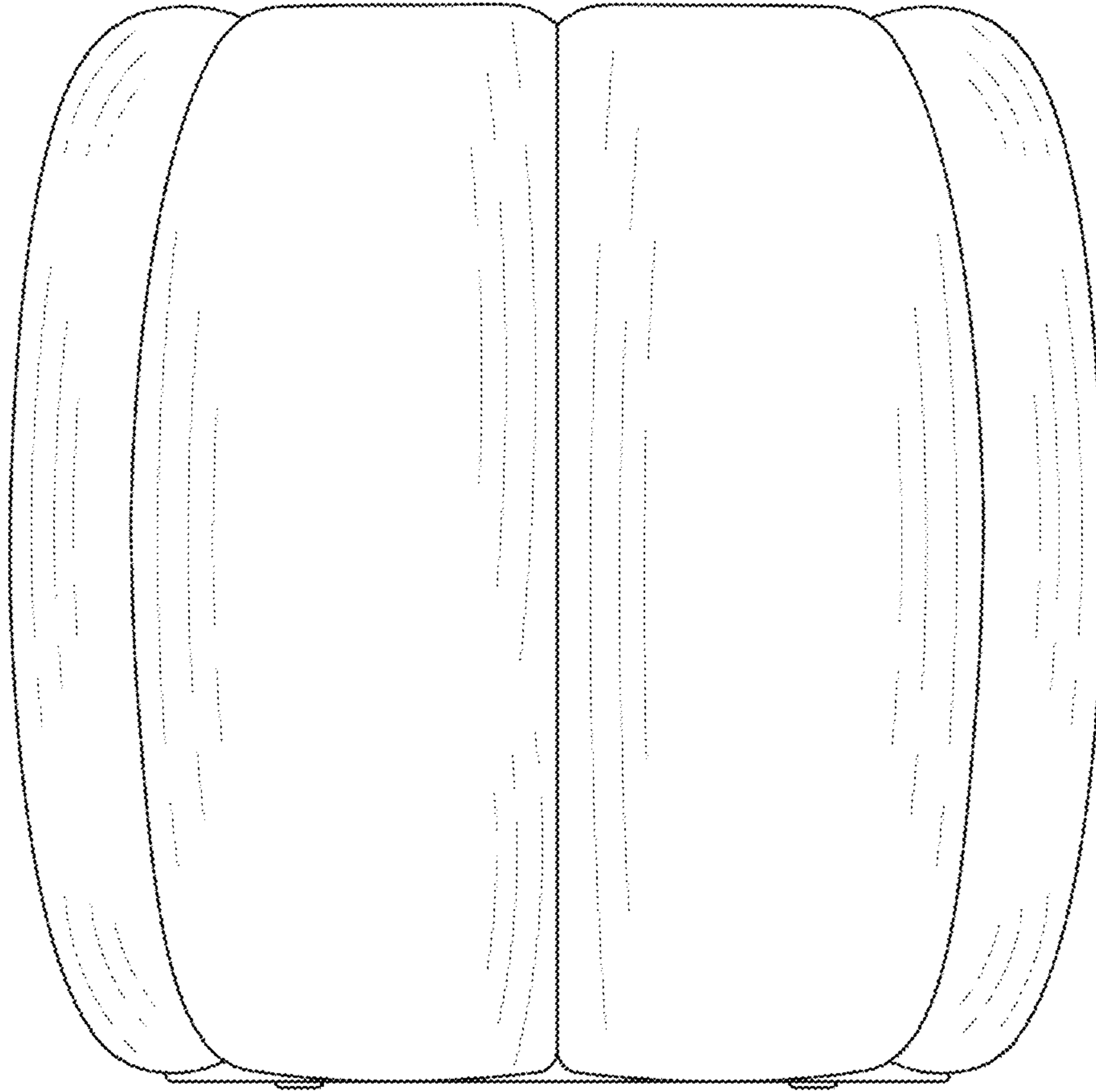


Fig.4

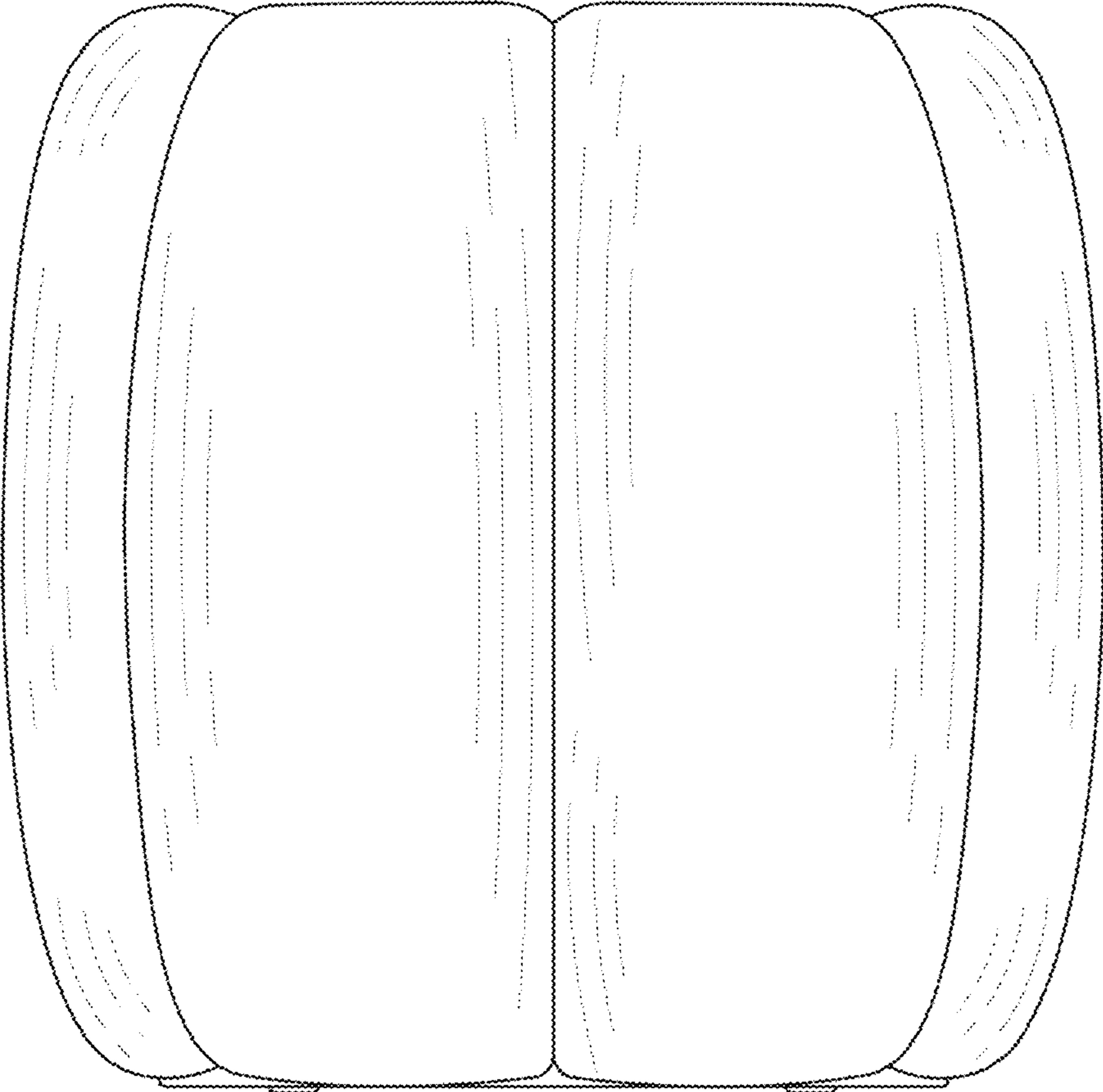


Fig.5

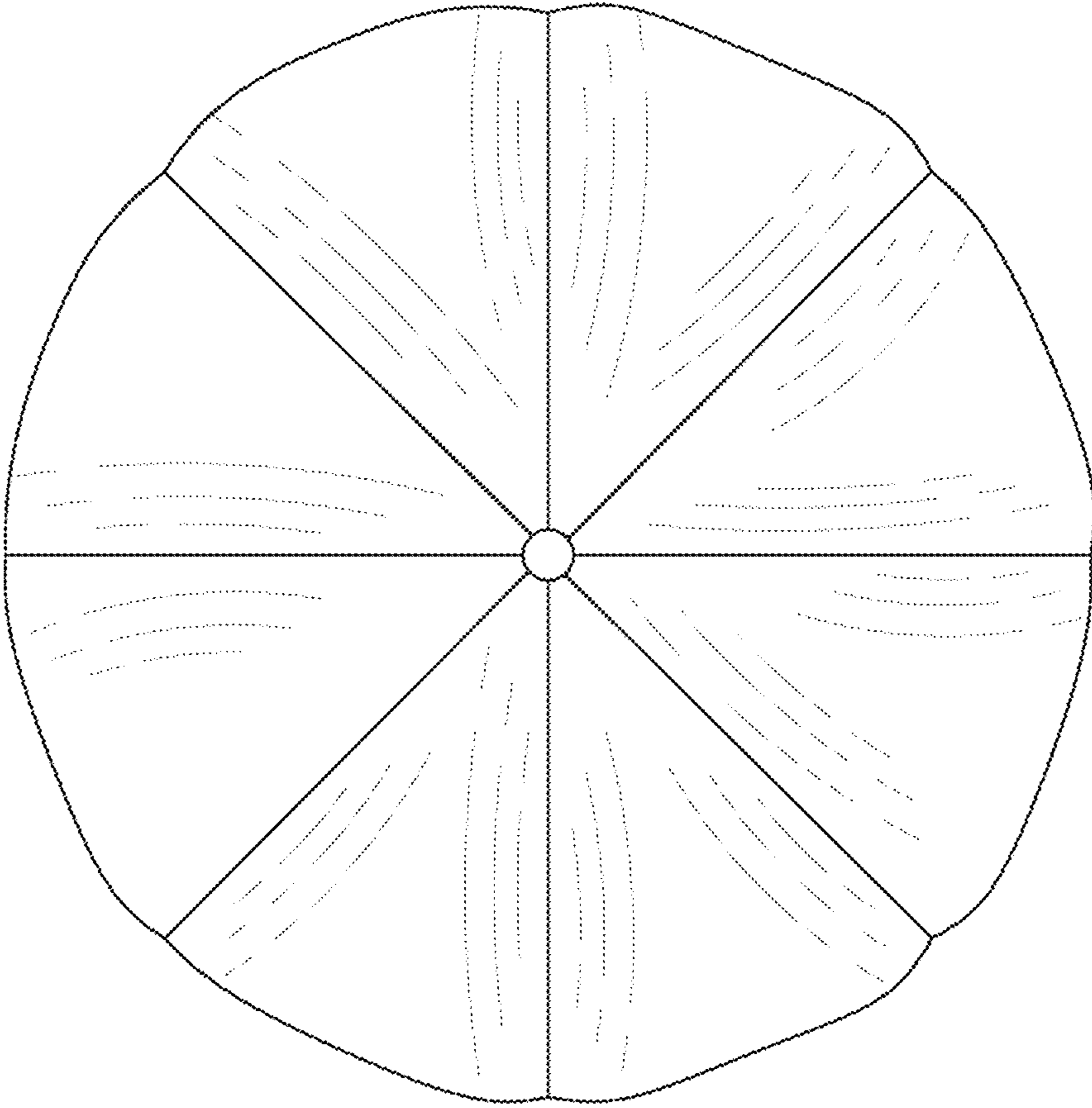


Fig.6

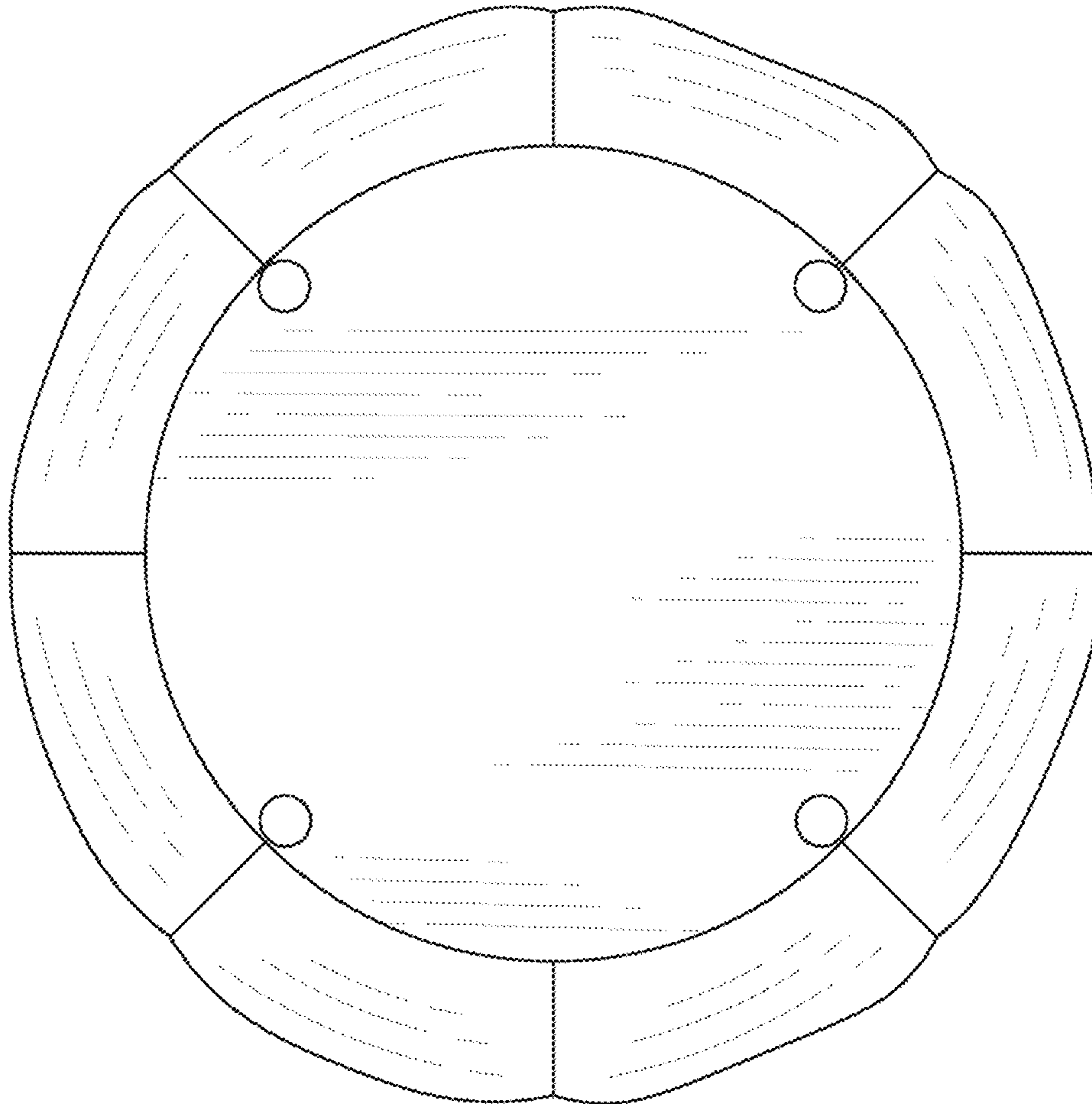


Fig.7