



US00D912410S

(12) **United States Design Patent** (10) **Patent No.:** **US D912,410 S**
Saville et al. (45) **Date of Patent:** **** Mar. 9, 2021**

- (54) **PAPER SHEET**
- (71) Applicant: **The Procter & Gamble Company**,
Cincinnati, OH (US)
- (72) Inventors: **Sarah Anne Saville**, Covington, KY
(US); **Rachael Eden Walther**, Union,
KY (US); **Diana Woehnl Juratovac**,
Columbus, OH (US); **Adam Miller**
Ruggles, Columbus, OH (US)
- (73) Assignee: **The Procter & Gamble Company**,
Cincinnati, OH (US)
- (**) Term: **15 Years**
- (21) Appl. No.: **29/673,106**
- (22) Filed: **Dec. 12, 2018**
- (51) **LOC (13) Cl.** **05-06**
- (52) **U.S. Cl.**
USPC **D5/61; D5/63**
- (58) **Field of Classification Search**
USPC D5/4, 7, 11, 21, 26, 30, 40, 41, 43, 47,
D5/48, 52, 53, 55, 56, 57, 58, 59, 60, 61,
D5/62, 63, 64, 65, 99; D6/582, 588, 589,
D6/597, 619, 602, 612, 616, 617, 622;
D19/1; D25/138; D32/57
CPC .. A61F 2002/30144; A61F 2002/30143; A61F
2013/53916; A61F 2013/530562; A61F
2013/00153; A61F 2013/0068; B44F
3/00; B44F 7/00; D21F 1/0027; D21H
27/02; F41H 3/02
See application file for complete search history.

(56) **References Cited**

U.S. PATENT DOCUMENTS

- D9,066 S * 2/1876 Kagy B31F 1/07
D5/58
- D10,317 S * 11/1877 Kimball D5/47
- D37,057 S * 7/1904 Martin D5/59

- D73,366 S * 8/1927 Brown D5/47
- D116,421 S * 8/1939 Turpan D5/59
- D123,796 S * 12/1940 Bankroft D5/48
- D124,310 S * 12/1940 Fryda D5/47
- D125,584 S * 3/1941 Green D5/47
- D126,473 S * 4/1941 Green D21H 25/005
D5/57
- D181,205 S * 10/1957 Kerkovius D21H 19/84
D5/47
- D341,490 S * 11/1993 Curran D21H 27/005
D5/57
- 5,834,099 A * 11/1998 Steinhardt B31F 1/07
428/198
- D419,307 S * 1/2000 Boyce D5/53
- D430,407 S * 9/2000 Ingalls D5/53
- 6,136,146 A * 10/2000 Phan D21F 11/006
162/109

(Continued)

Primary Examiner — Karen S Acker
(74) *Attorney, Agent, or Firm* — Andrew J. Mueller;
Richard L. Alexander


(57) **CLAIM**

The ornamental design for a paper sheet, as shown and described.

DESCRIPTION

FIG. 1 is a perspective view of a paper sheet according to our new design;
FIG. 2 is a top plan view thereof;
FIG. 3 is a rear plan view thereof;
FIG. 4 is a side elevation view thereof;
FIG. 5 is the other side elevation view thereof;
FIG. 6 is a top view thereof; and,
FIG. 7 is a bottom view thereof.
The dash-dot-dot-dash broken lines within FIGS. 1 and 2 denote the boundaries of the claim and form no part thereof. The areas and broken lines outside of the boundary depict portions of the paper sheet that forms no part of the claimed design.

1 Claim, 4 Drawing Sheets



(56)

References Cited

U.S. PATENT DOCUMENTS

D448,078	S *	9/2001	Deoliveira	D24/124
D449,453	S *	10/2001	Duritsch	D5/58
6,602,577	B1 *	8/2003	Ostendorf	D21H 27/40
					428/156
D632,897	S *	2/2011	Coffaro	D5/61
D635,370	S *	4/2011	Coffaro	D5/57
D661,494	S *	6/2012	Adams-Hughes	D21F 11/006
					D5/57
D826,575	S *	8/2018	Hewitt	D5/4
D847,519	S *	5/2019	Nelson	D5/63
2006/0194015	A1 *	8/2006	Sabater	E04F 15/02033
					428/60
2010/0038045	A1 *	2/2010	Pare	D21F 11/006
					162/117
2013/0209749	A1 *	8/2013	Myangiro	D21F 7/086
					428/174
2016/0265166	A1 *	9/2016	Maladen	D21H 27/005
2016/0265167	A1 *	9/2016	Maladen	D21H 25/005
2019/0194876	A1 *	6/2019	Kien	D21H 19/84

* cited by examiner




Fig. 1




Fig. 2




Fig. 3

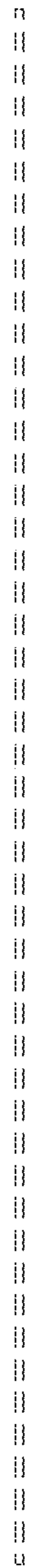


Fig. 4

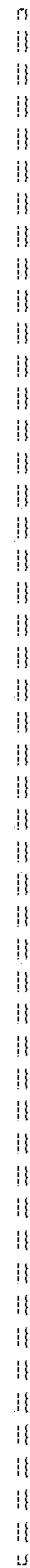


Fig. 5

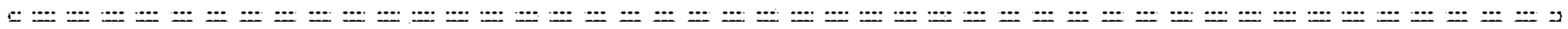


Fig. 6

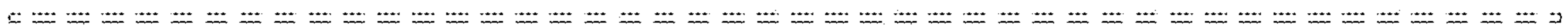


Fig. 7