



US00D912396S

(12) **United States Design Patent**
Rooker

(10) **Patent No.:** **US D912,396 S**
(45) **Date of Patent:** **** Mar. 9, 2021**

- (54) **CELLULAR PHONE HOLDER**
- (71) Applicant: **Janice Rooker**, Pt. Byron, NY (US)
- (72) Inventor: **Janice Rooker**, Pt. Byron, NY (US)
- (**) Term: **15 Years**
- (21) Appl. No.: **29/719,668**
- (22) Filed: **Jan. 7, 2020**

D830,055	S	*	10/2018	Miller	D3/218
D847,495	S	*	5/2019	Zhang	D3/218
D885,753	S	*	6/2020	Stewart	D3/218
2002/0043545	A1		4/2002	Tang		
2002/0153400	A1		10/2002	Chase		
2004/0094592	A1		5/2004	Brown		
2004/0180631	A1		9/2004	Choy		
2005/0127123	A1		6/2005	Smithers		
2007/0235493	A1		10/2007	Fortson		
2009/0023484	A1		1/2009	Macklin		
2011/0031160	A1		2/2011	Leggett		

- (51) **LOC (13) Cl.** **03-01**
- (52) **U.S. Cl.**
USPC **D3/218**
- (58) **Field of Classification Search**
USPC D3/218, 215, 201, 219, 232–233, 301,
D3/303, 269; 224/196, 240–241, 567,
224/578, 674, 676–683, 605, 625, 901,
224/904, 930; D14/248, 250–251, 253
CPC . A45C 1/04; A45C 11/182; A45F 5/00; A45F
5/02; A45F 5/021; A45F 2200/05; A45F
2200/0508; A45F 2200/0516; A45F
2200/0525; A45F 3/02; A45F 3/14
See application file for complete search history.

(56) **References Cited**

U.S. PATENT DOCUMENTS

D416,132	S		11/1999	Tan		
6,123,240	A	*	9/2000	Fowles	A45F 5/00 224/219
D435,963	S		1/2001	Fulmore		
D629,192	S	*	12/2010	Pueblo	D3/218
D631,650	S	*	2/2011	Li	D3/218
D653,444	S	*	2/2012	Larios	D3/218
D680,321	S	*	4/2013	Jones	D3/215
D782,184	S	*	3/2017	Harris	D3/218
D818,263	S	*	5/2018	Broadhurst	D3/218

OTHER PUBLICATIONS

LefRight Cotton Woven Style Small Phone Bag Cellphone Case
Crossbody Pouch Bag Shoulder Bag for iPhone 11 Max Samsung
Galaxy Note 10 Plus, amazon.com (Year: 2019).
iPhone Crossbody Woven Bag/Multi Colours—iPhone Shoulder
Wallet Bag, etsy.com (Year: 2020).*

* cited by examiner

Primary Examiner — Catherine R Oliver-Garcia

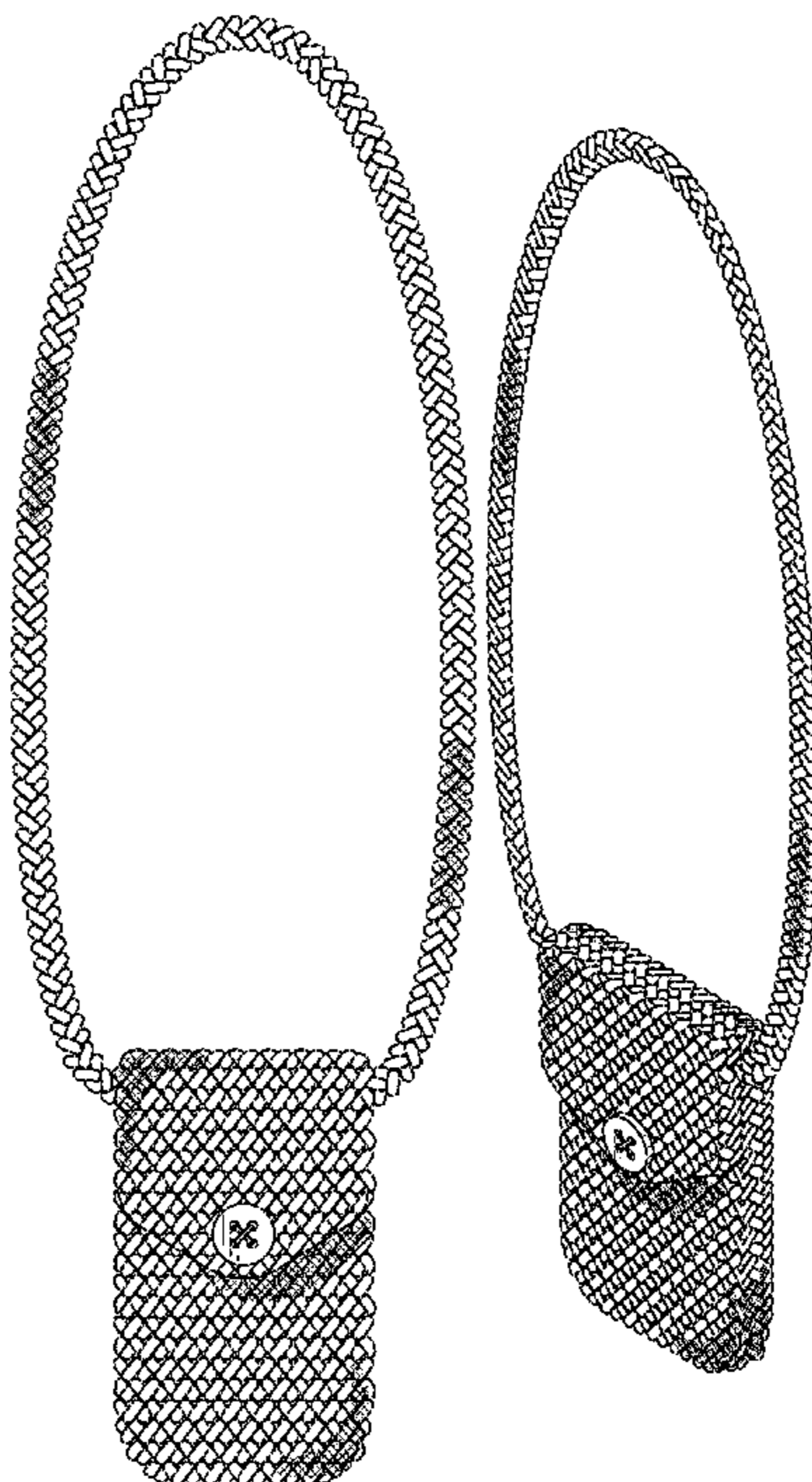
(57) **CLAIM**

I claim the ornamental design for a cellular phone holder, as
shown and described.

DESCRIPTION

FIG. 1 is a front elevation view of the cellular phone holder;
FIG. 2 is a rear elevation view thereof;
FIG. 3 is a left side elevation view thereof;
FIG. 4 is a right side elevation view thereof;
FIG. 5 is a top plan view thereof;
FIG. 6 is a bottom plan view thereof; and,
FIG. 7 is a perspective view thereof.

1 Claim, 3 Drawing Sheets



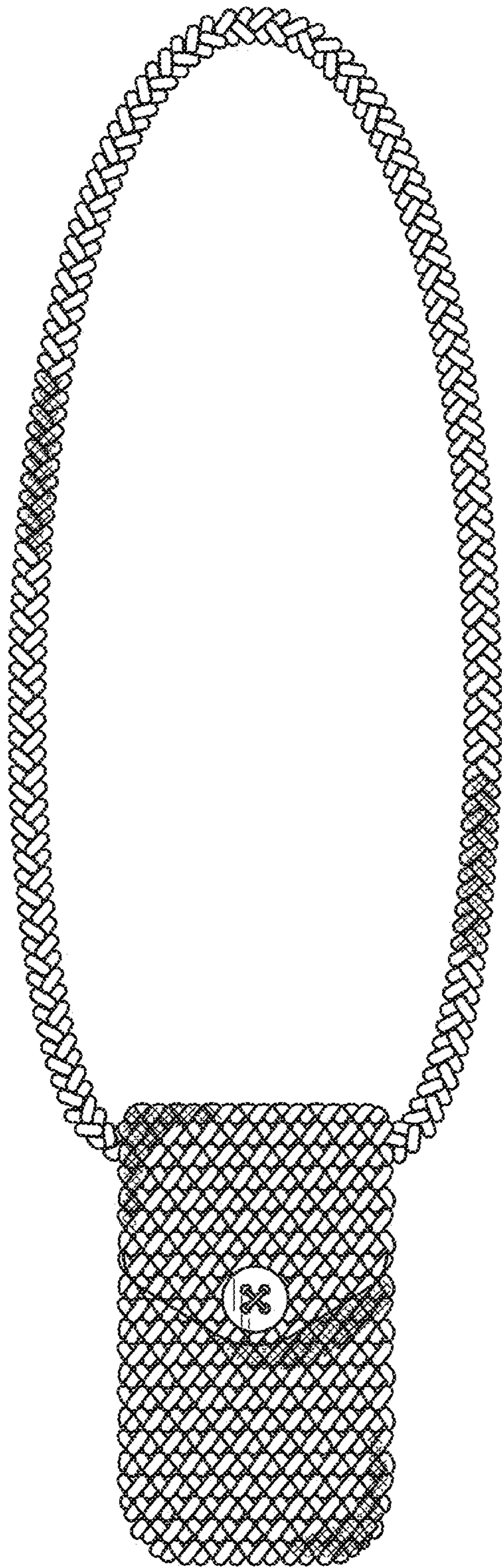


FIG. 1




FIG. 2

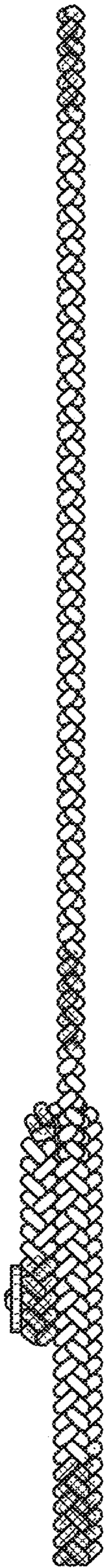


FIG. 3

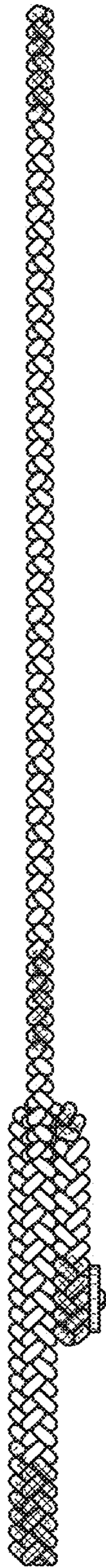


FIG. 4



FIG. 5



FIG. 6

FIG. 7

