



US00D912386S

(12) **United States Design Patent** (10) **Patent No.:** **US D912,386 S**  
**Murphy-Reinhertz et al.** (45) **Date of Patent:** **\*\* Mar. 9, 2021**

(54) **SHOE**  
(71) Applicant: **NIKE, Inc.**, Beaverton, OR (US)  
(72) Inventors: **Noah Murphy-Reinhertz**, Portland, OR (US); **Haley L. Toelle**, Portland, OR (US); **James Zormeir**, Portland, OR (US)  
(73) Assignee: **NIKE, Inc.**, Beaverton, OR (US)

D788,435 S \* 6/2017 Gibson ..... D2/972  
D801,664 S \* 11/2017 Small ..... D2/969  
D801,672 S \* 11/2017 Small ..... D2/972  
D809,265 S \* 2/2018 Boys ..... D2/969  
D826,537 S 8/2018 Petrie  
D841,973 S \* 3/2019 Small ..... D2/973  
D845,591 S \* 4/2019 Frank ..... D2/907  
D848,132 S \* 5/2019 Piacentini ..... D2/972  
D854,807 S \* 7/2019 Hernandez ..... D2/972  
D889,805 S \* 7/2020 Bock ..... D2/969  
D891,071 S \* 7/2020 Swierszczyk ..... D2/969  
D892,484 S \* 8/2020 Lee ..... D2/972

(\*\*) Term: **15 Years**

(Continued)

(21) Appl. No.: **29/694,942**  
(22) Filed: **Jun. 14, 2019**  
(51) **LOC (13) Cl.** ..... **02-04**  
(52) **U.S. Cl.**  
USPC ..... **D2/969**  
(58) **Field of Classification Search**  
USPC ..... D2/896, 902, 904, 906-908, 944, 969,  
D2/972-974; D5/47, 49, 50, 53, 54, 56,  
D5/60  
CPC ... A43B 13/181; A43B 13/141; A43B 13/186;  
A43B 13/188; A43B 23/00; A43B 23/02;  
A43B 5/00; A43B 23/26; A43B 1/04;  
A43B 11/14; A43B 7/00; A43B 3/12;  
A43C 3/00; A43C 5/00; A43C 7/00;  
A43C 11/004; A43C 1/00; A43C 1/06  
See application file for complete search history.

**OTHER PUBLICATIONS**

Jordan Proto-Max 720 Unveiled [online], [retrieved Jun. 11, 2019] retrieved from Internet <URL: <<https://sneakernews.com/2018/09/25/jordan-proto-max-7201>> 5 color sheets, Dated Sep. 25, 2018.

*Primary Examiner* — Dominic V Simone  
(74) *Attorney, Agent, or Firm* — Banner & Witcoff, Ltd.

(57) **CLAIM**

The ornamental design for a shoe, as shown and described.

**DESCRIPTION**

FIG. 1 is a front perspective view of a shoe showing our new design;  
FIG. 2 is a side view thereof;  
FIG. 3 is an opposite side view thereof;  
FIG. 4 is a front view thereof;  
FIG. 5 is a rear view thereof; and,  
FIG. 6 is a top view thereof.  
The broken lines immediately adjacent to the photographic area define the bounds of the claimed design and form no part thereof. The unshaded regions and the regions shown in broken lines form no part of the claimed design. The broken lines depicting the remainder of the shoe show features that form no part of the claimed design.

(56) **References Cited**  
**U.S. PATENT DOCUMENTS**

D98,802 S \* 3/1936 Forstmann ..... D5/47  
D672,129 S 12/2012 Bell et al.  
D722,225 S \* 2/2015 Williams, Jr. .... D2/972  
D769,604 S 10/2016 Mueller  
D771,925 S 11/2016 Johnsongriffin  
D783,975 S \* 4/2017 Schenone ..... D2/969  
D785,920 S 5/2017 Lee

**1 Claim, 6 Drawing Sheets**



(56)

**References Cited**

U.S. PATENT DOCUMENTS

D894,575 S	*	9/2020	Verfl	.....	D2/969
D902,564 S	*	11/2020	Petrie	.....	D2/972
D903,274 S	*	12/2020	Verfl	.....	D2/969
D903,277 S	*	12/2020	Verfl	.....	D2/969
D903,291 S	*	12/2020	Verfl	.....	D2/974

\* cited by examiner

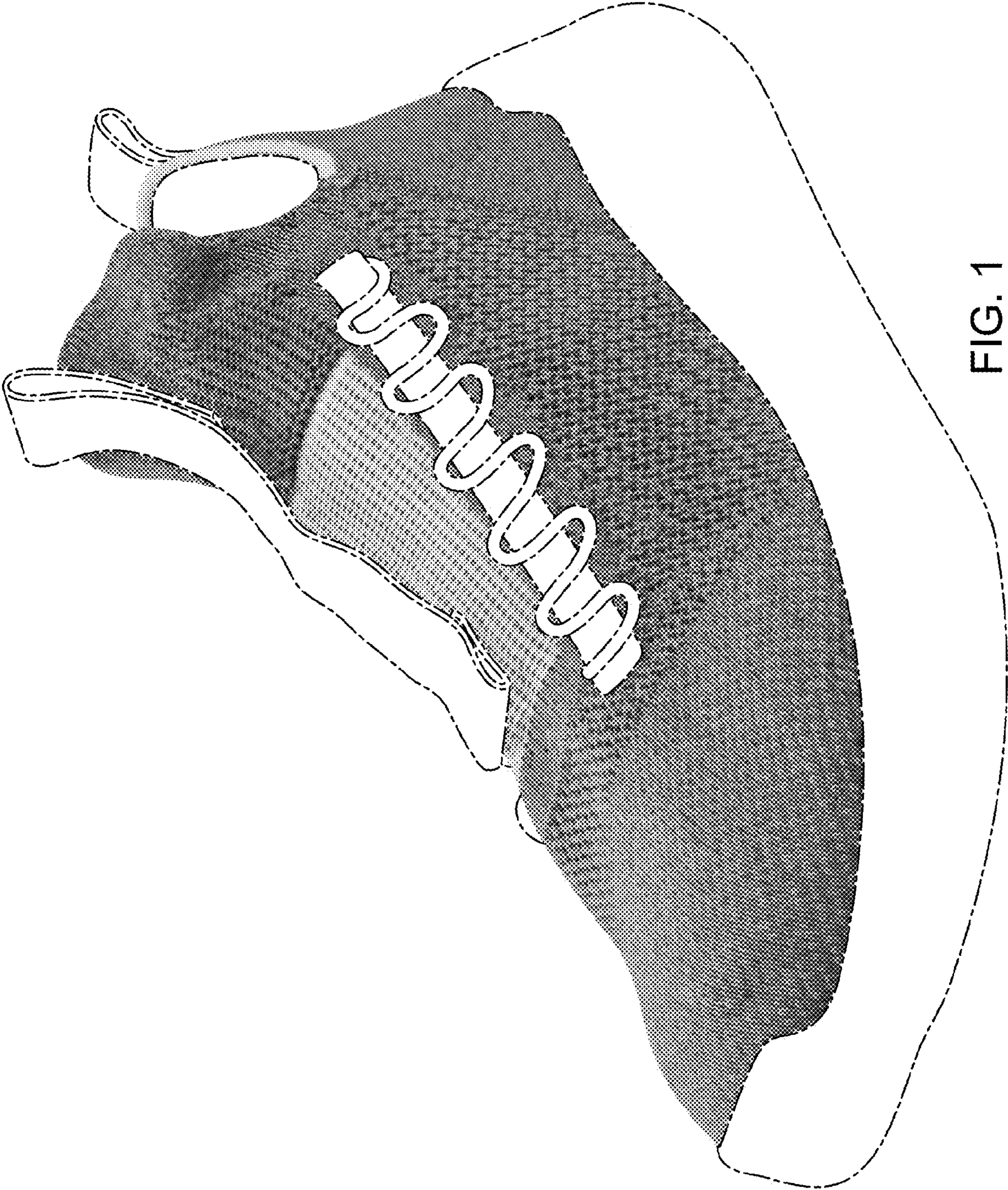


FIG. 1

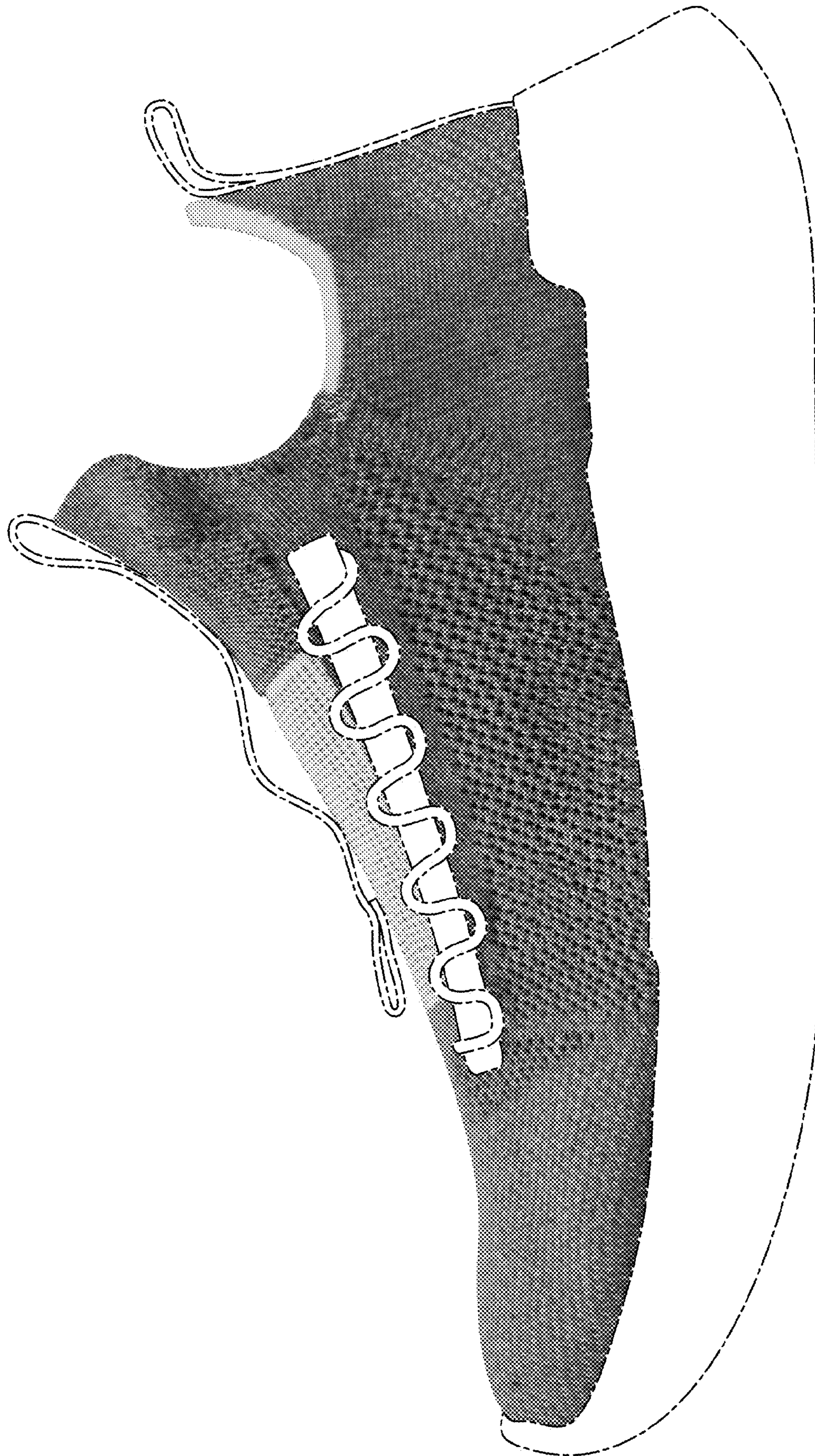


FIG. 2

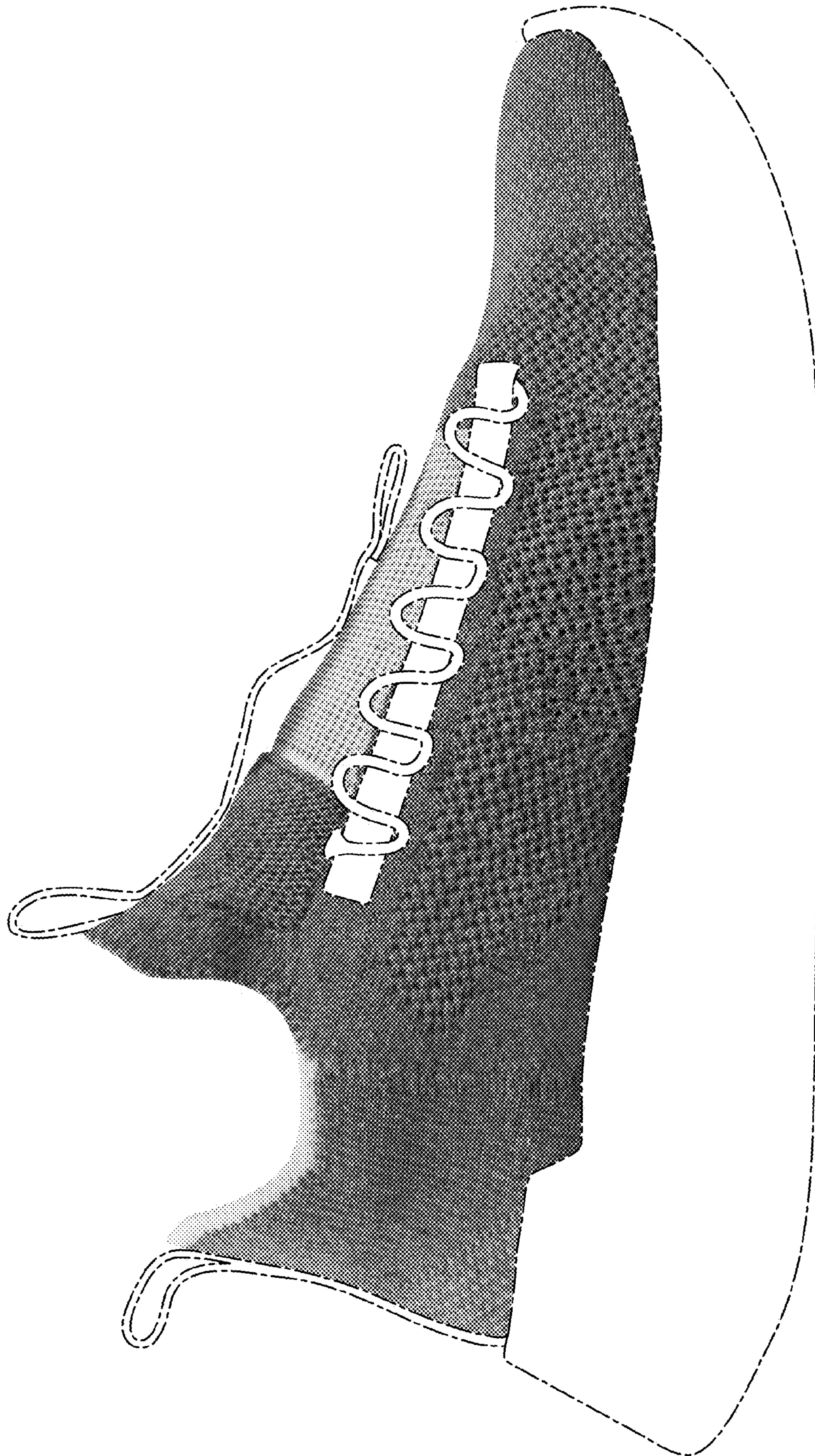


FIG. 3

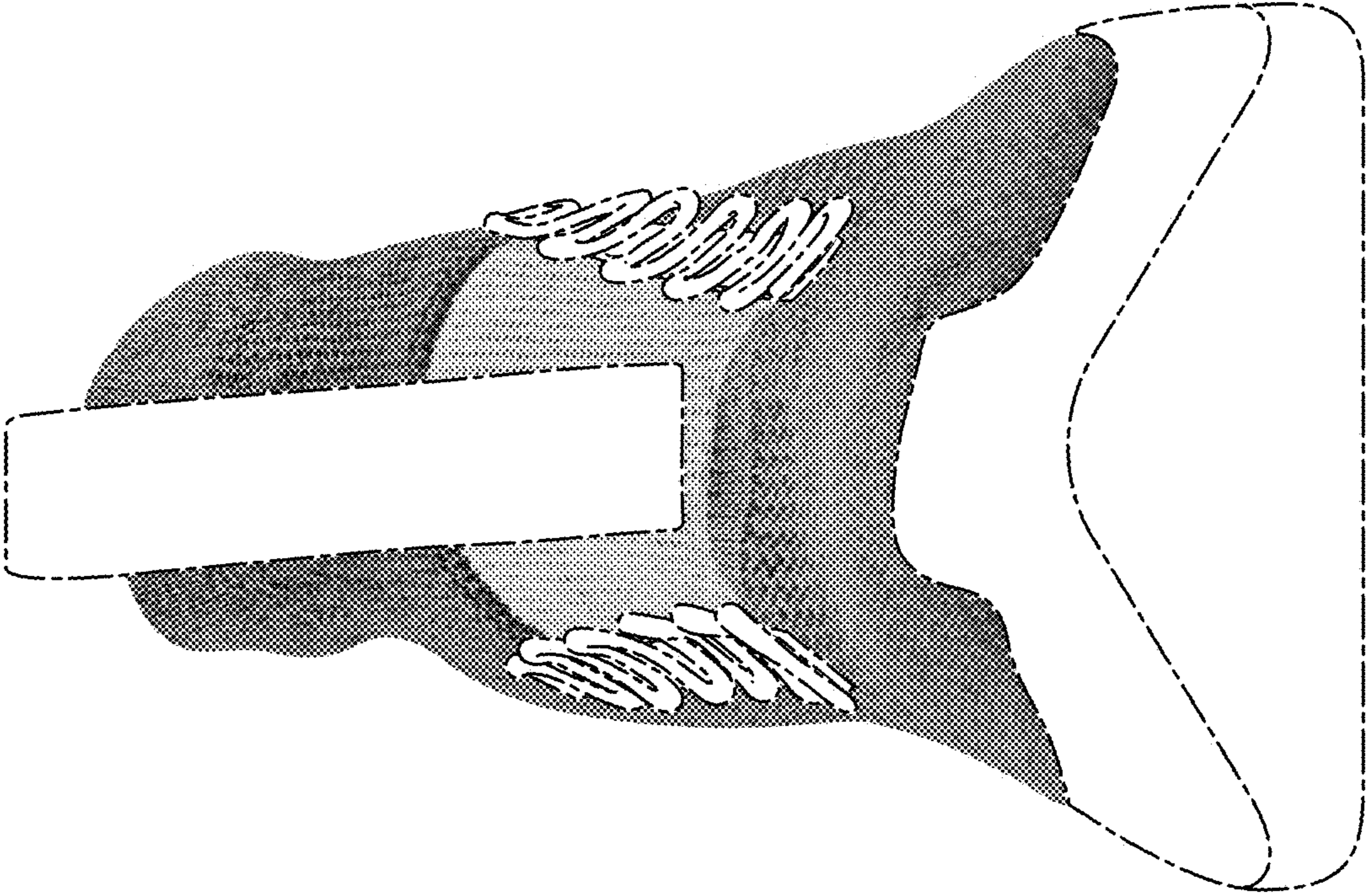


FIG. 4

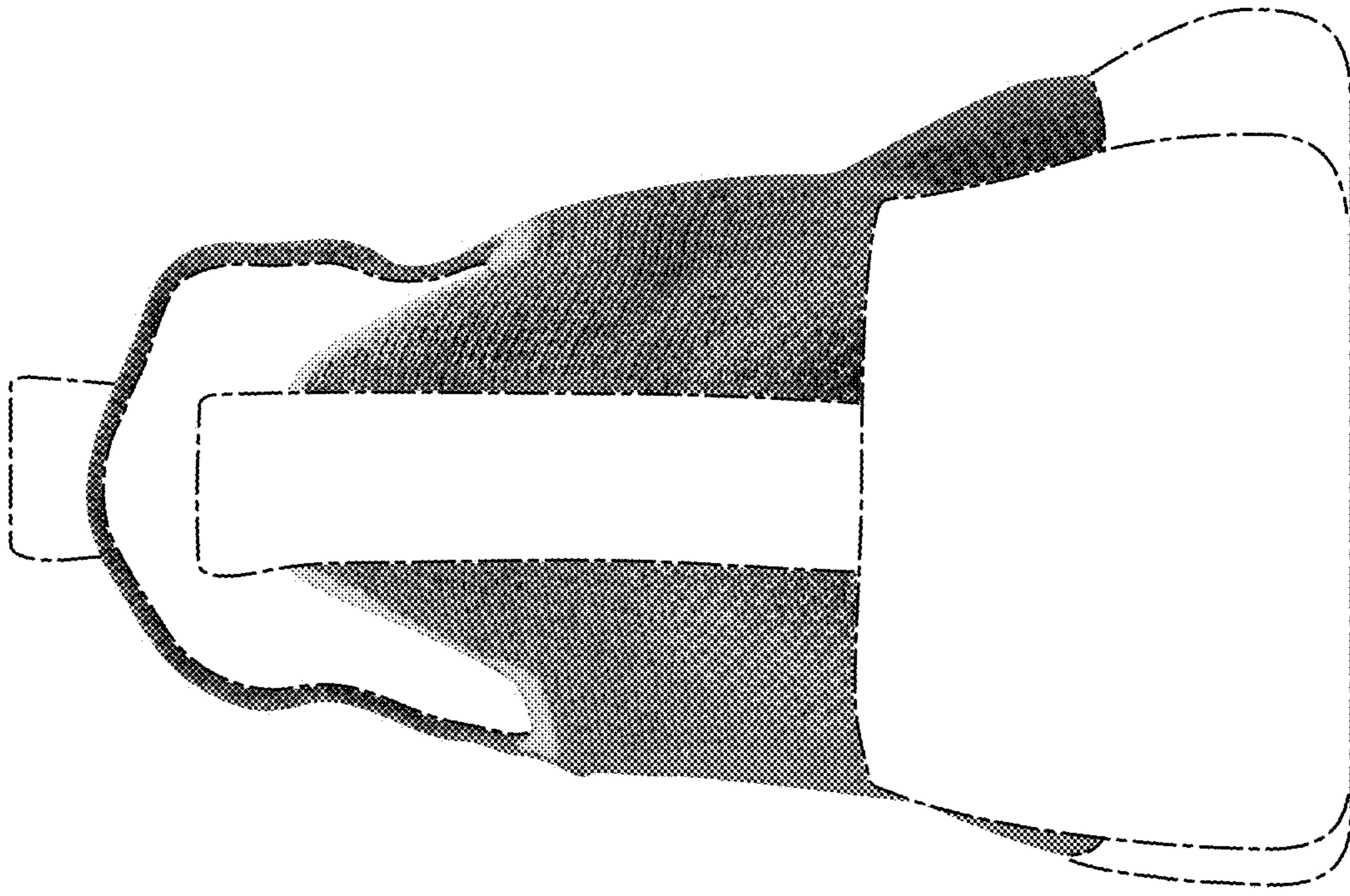


FIG. 5

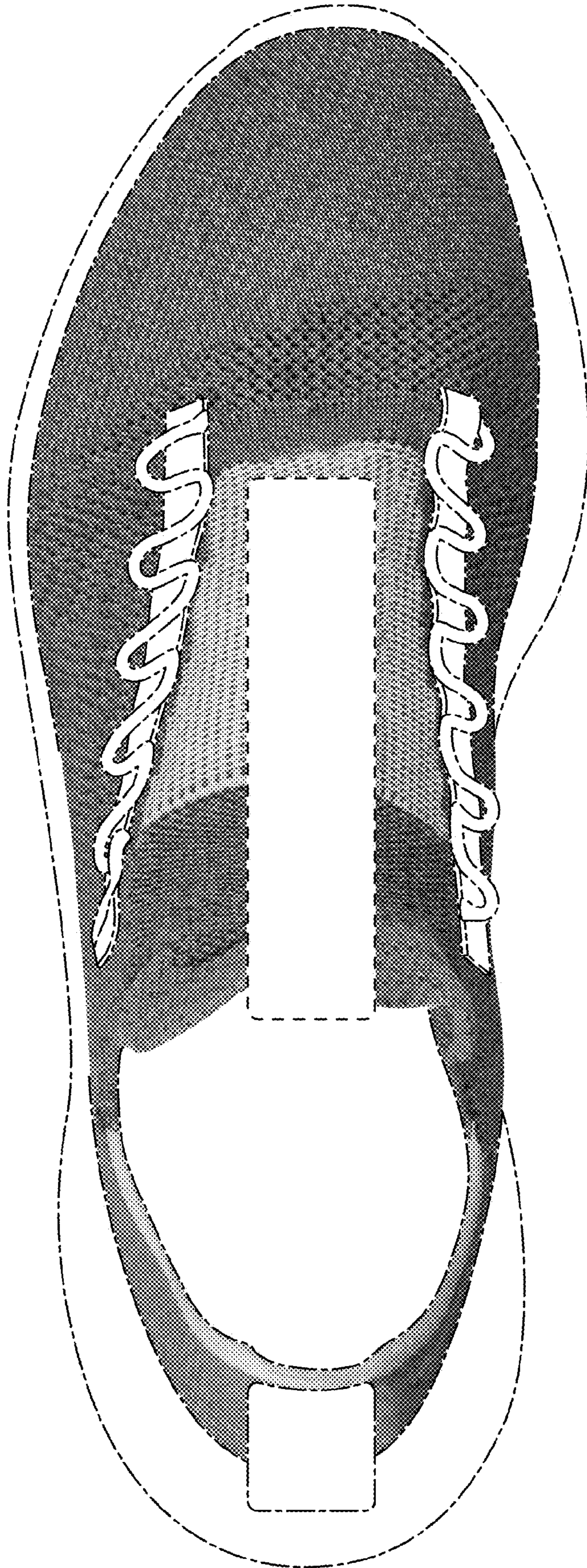


FIG. 6