



US00D912377S

(12) **United States Design Patent**
McKenzie

(10) **Patent No.:** **US D912,377 S**
(45) **Date of Patent:** **** Mar. 9, 2021**

- (54) **SHOE**
- (71) Applicant: **PUMA SE**, Herzogenaurach (DE)
- (72) Inventor: **Carly McKenzie**, Nuremberg (DE)
- (73) Assignee: **PUMA SE**, Herzogenaurach (DE)
- (**) Term: **15 Years**
- (21) Appl. No.: **29/699,185**
- (22) Filed: **Jul. 23, 2019**
- (51) **LOC (13) Cl.** **02-04**
- (52) **U.S. Cl.**
USPC **D2/947**; D2/953
- (58) **Field of Classification Search**
USPC D2/902, 906, 908, 916, 918, 925,
D2/946-962, 972, 977; 36/313, 22 R,
36/24.5, 25 R, 28, 32 R, 34 R, 59 C,
36/67 A, 103
CPC A43B 13/00; A43B 13/02; A43B 13/023;
A43B 13/026; A43B 13/04; A43B 13/08;
A43B 13/10; A43B 13/12; A43B 13/14;
A43B 13/141; A43B 13/143; A43B
13/16; A43B 13/18; A43B 13/181; A43B
13/187; A43B 13/189; A43B 13/20; A43B
13/223; A43B 13/24; A43B 13/28; A43B
13/30; A43B 13/32; A43B 13/34; A43B
13/36
See application file for complete search history.

- (56) **References Cited**
U.S. PATENT DOCUMENTS
D307,212 S * 4/1990 Aveni D2/953
D322,506 S * 12/1991 Rogers D2/977
D323,735 S * 2/1992 Aveni D2/977
D324,293 S * 3/1992 Rogers D2/977
D330,970 S * 11/1992 Hatfield D2/977

- D335,015 S * 4/1993 Lozano D2/977
- D335,761 S * 5/1993 Smith D2/977
- D335,952 S * 6/1993 Forland D2/977
- 5,224,280 A * 7/1993 Preman A43B 13/181
36/107
- D339,674 S * 9/1993 Avar D2/977
- D341,700 S * 11/1993 Avar D2/977
- D341,932 S * 12/1993 Elliot D2/977
- 5,343,638 A * 9/1994 Legassie A43B 3/0005
36/28
- D385,693 S * 11/1997 Cass D2/972
- 5,729,916 A * 3/1998 Vorobiev A43B 13/183
36/27
- D395,739 S * 7/1998 Mervar D2/947
- D397,841 S * 9/1998 Munns D2/902
- D401,039 S * 11/1998 Lupo D2/947
- 5,915,820 A * 6/1999 Kraeuter A43B 5/00
36/102

(Continued)

Primary Examiner — T Chase Nelson
(74) *Attorney, Agent, or Firm* — Quarles & Brady LLP

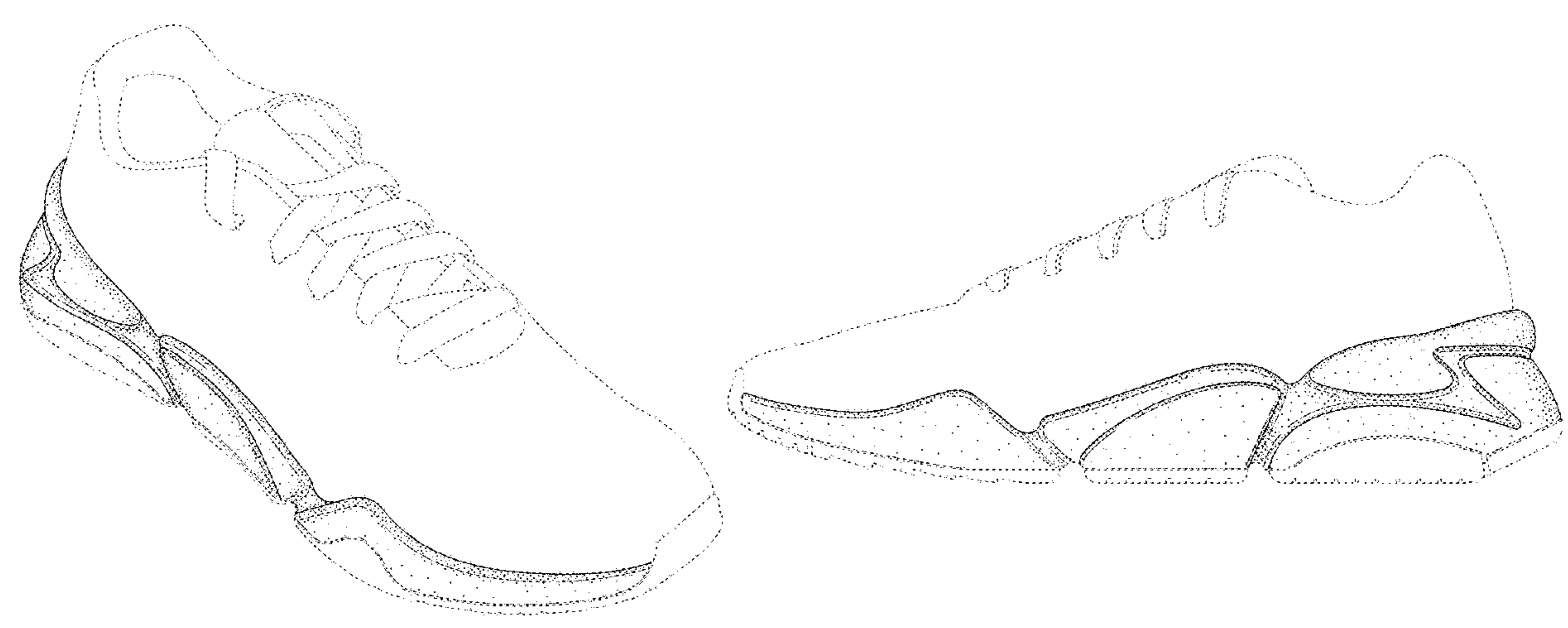
(57) **CLAIM**

The ornamental design for a shoe, as shown and described.

DESCRIPTION

FIG. 1 is a top, right, and front perspective view of an ornamental design for a shoe;
 FIG. 2 is a front elevational view of the shoe of FIG. 1;
 FIG. 3 is a rear elevational view of the shoe of FIG. 1;
 FIG. 4 is a left side elevational view of the shoe of FIG. 1;
 FIG. 5 is a right side elevational view of the shoe of FIG. 1;
 FIG. 6 is a top plan view of the shoe of FIG. 1; and,
 FIG. 7 is a bottom plan view of the shoe of FIG. 1.
 The dash-dash-dash broken lines are included for the purpose of illustrating portions of the shoe that form no part of the claimed design. The dash-dot-dash broken lines depict boundary lines and form no part of the claimed design.

1 Claim, 7 Drawing Sheets



(56)

References Cited

U.S. PATENT DOCUMENTS

6,212,795 B1 * 4/2001 Nakabe A43B 7/18
 36/107
 6,237,251 B1 * 5/2001 Litchfield A43B 1/0072
 36/114
 6,338,206 B1 * 1/2002 Kita A43B 7/082
 36/29
 6,389,713 B1 * 5/2002 Kita A43B 13/026
 36/28
 6,393,732 B1 * 5/2002 Kita A43B 13/203
 36/102
 D458,009 S * 6/2002 Ritter D2/916
 6,416,610 B1 * 7/2002 Matis A43B 13/10
 156/245
 D515,305 S * 2/2006 Andrews-Kramer D2/947
 D594,195 S * 6/2009 Nakano D2/951
 D597,295 S * 8/2009 Duffy A43B 13/182
 D2/977
 D623,386 S * 9/2010 Nelson A43B 13/203
 D2/946
 D689,675 S * 9/2013 Hardman A43B 7/082
 D2/947
 D708,828 S * 7/2014 Avar D2/947
 D778,553 S * 2/2017 DeAlmeida D2/947

D789,052 S * 6/2017 Hardman D2/947
 D798,036 S * 9/2017 Opie D2/953
 D846,241 S * 4/2019 Enayah D2/947
 D851,875 S * 6/2019 Jacobs D2/947
 D862,047 S * 10/2019 Patillon D2/908
 D862,054 S * 10/2019 Chang D2/947
 D877,467 S * 3/2020 Taylor D2/947
 D882,911 S * 5/2020 Zhang D2/910
 D885,721 S * 6/2020 Williams D2/947
 D887,686 S * 6/2020 Sogorb D2/947
 D888,382 S * 6/2020 Nawab D2/947
 D893,837 S * 8/2020 Ni D2/947
 D897,646 S * 10/2020 Rasmussen D2/947
 2001/0039745 A1 * 11/2001 Nakano A43C 15/161
 36/25 R
 2002/0073579 A1 * 6/2002 Lombardino A43B 13/182
 36/28
 2002/0184793 A1 * 12/2002 Sato A43B 13/12
 36/30 R
 2003/0000109 A1 * 1/2003 Kita A43B 13/186
 36/30 R
 2003/0233770 A1 * 12/2003 Foscaro A43B 5/10
 36/50.1
 2013/0291404 A1 * 11/2013 Follows A43B 13/20
 36/105

* cited by examiner

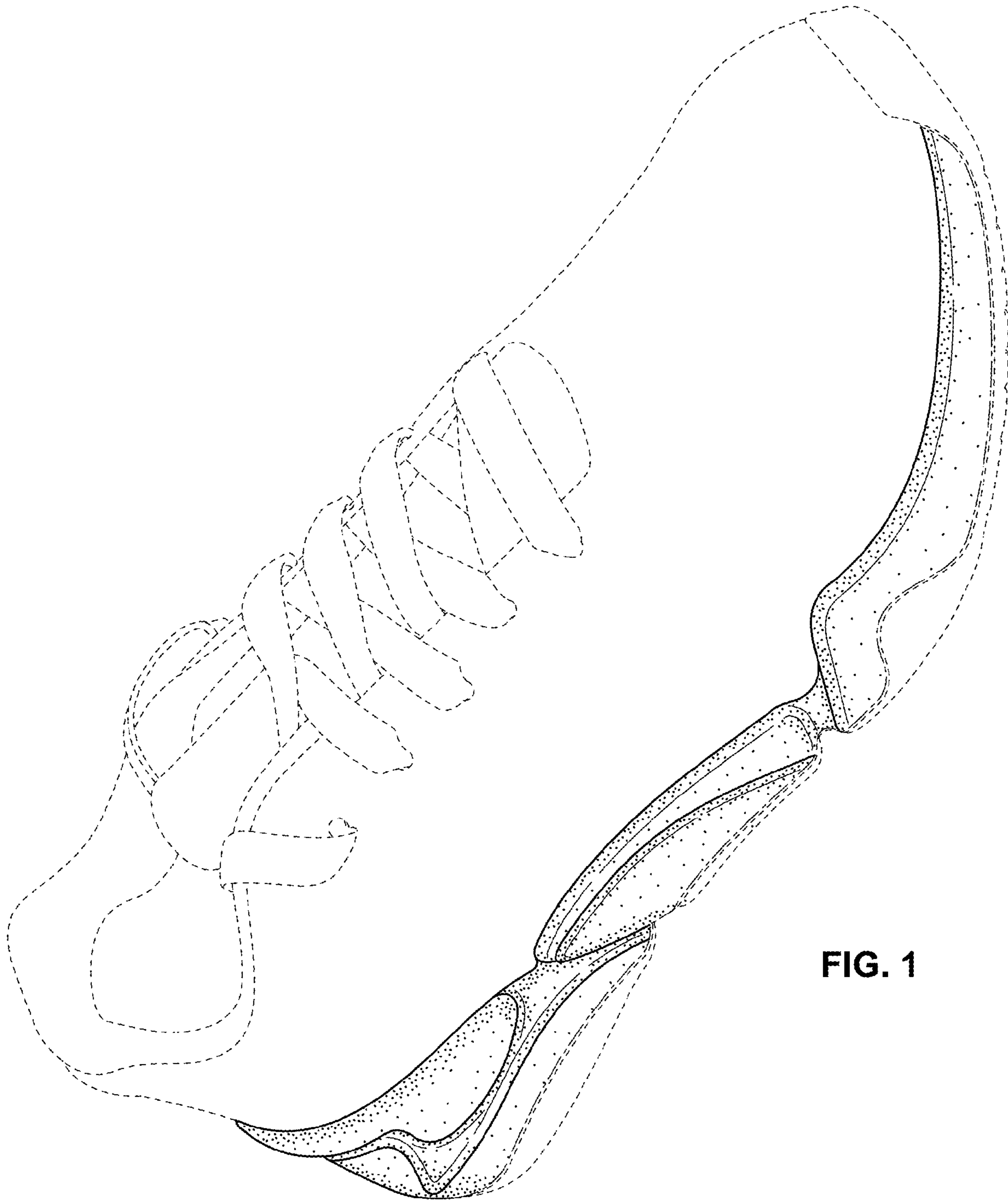


FIG. 1

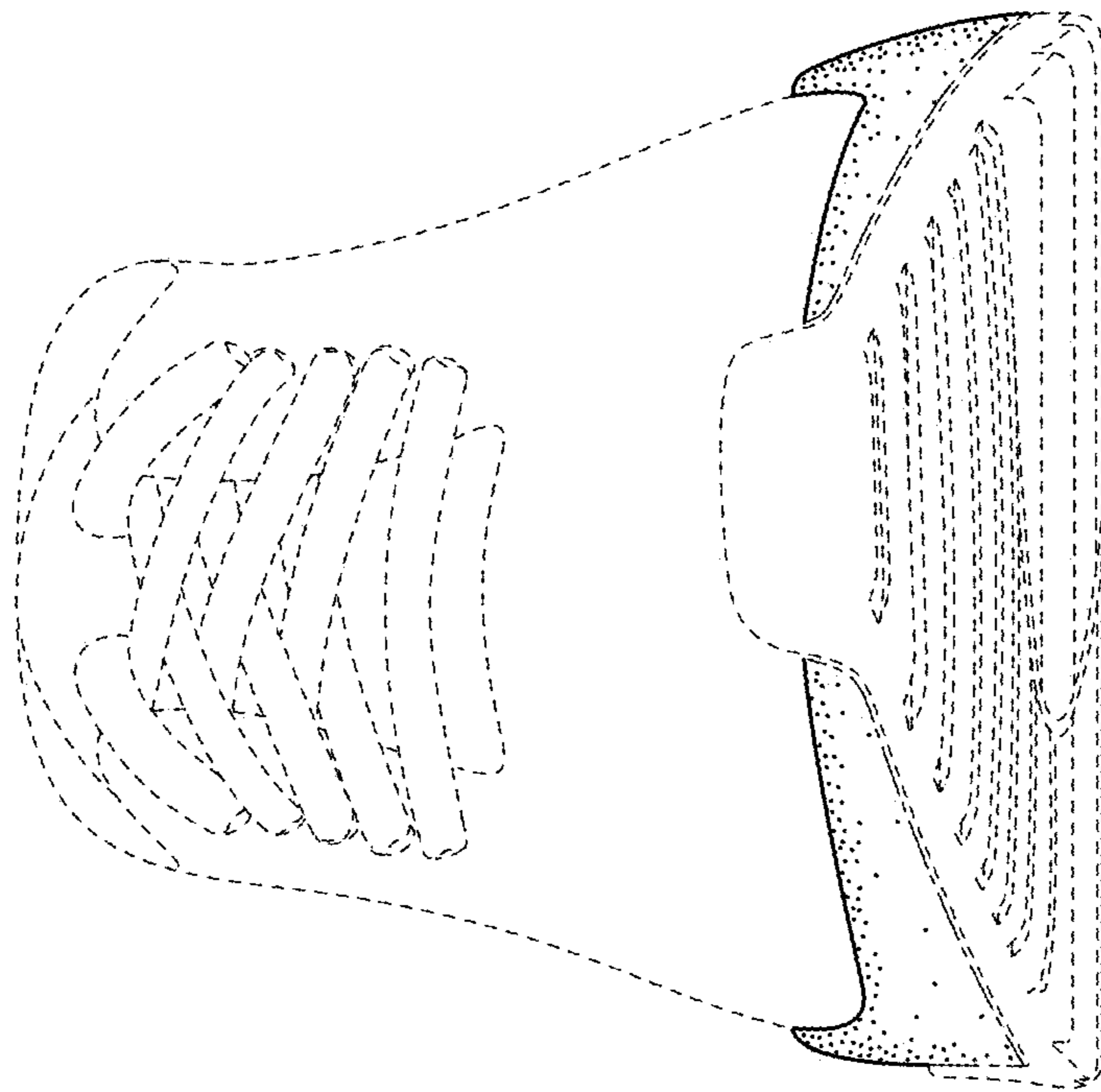


FIG. 2

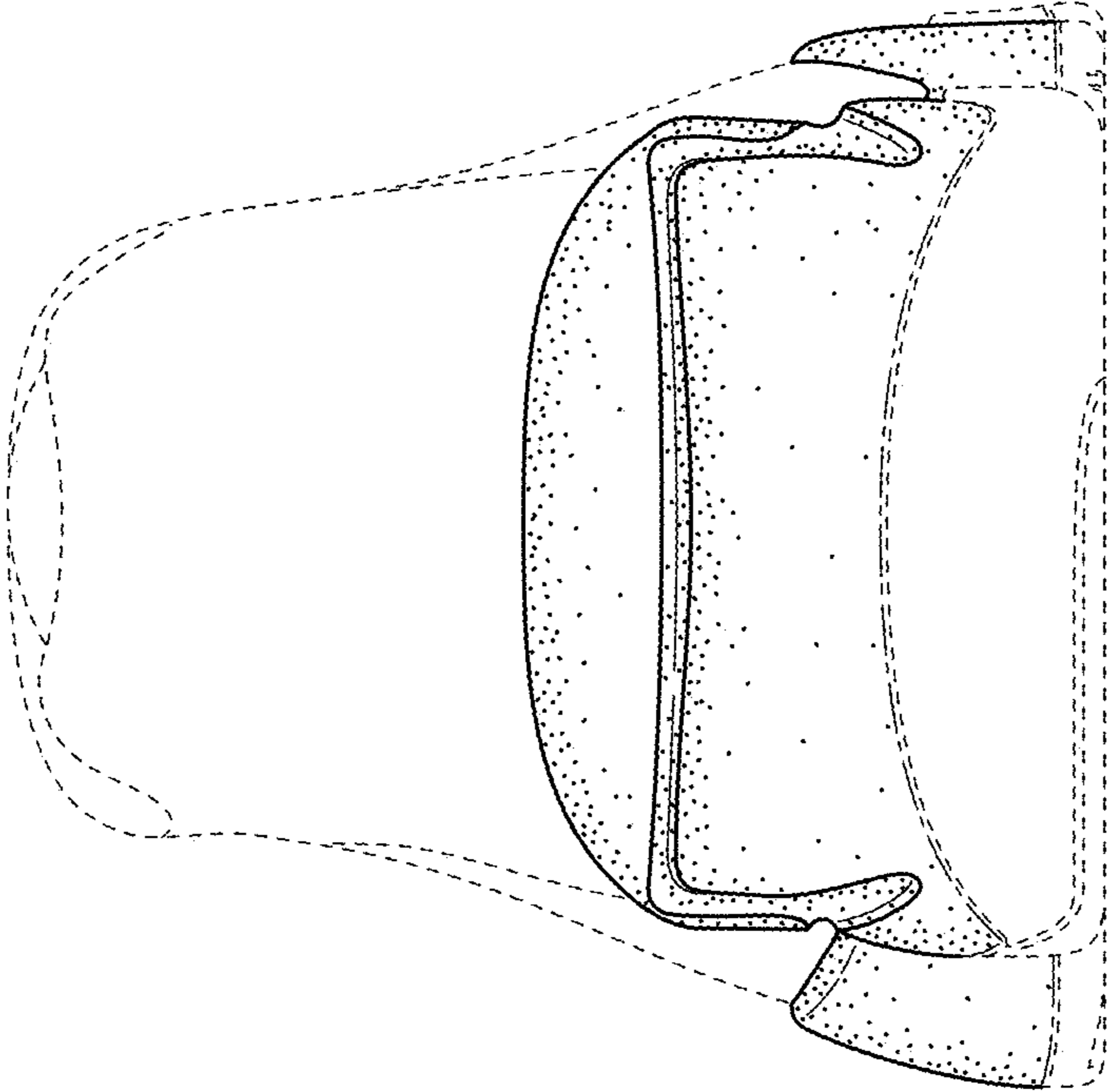


FIG. 3

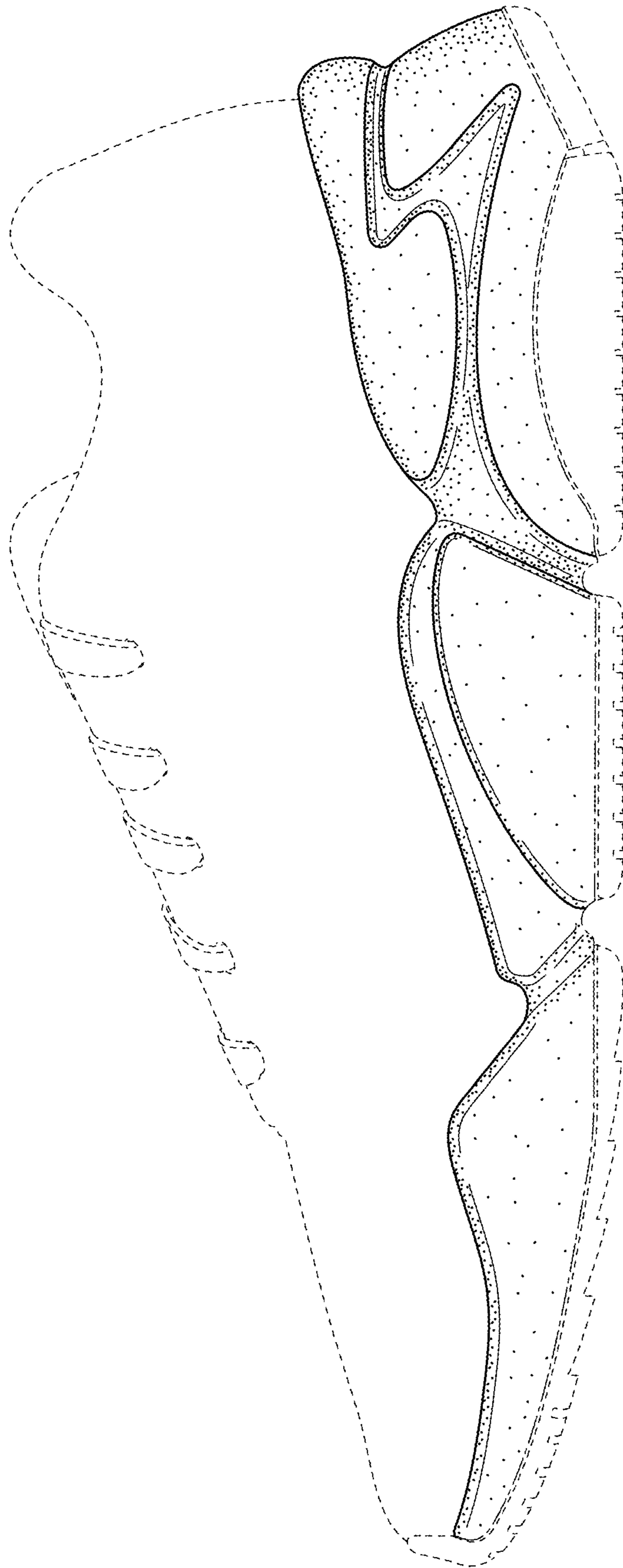


FIG. 4

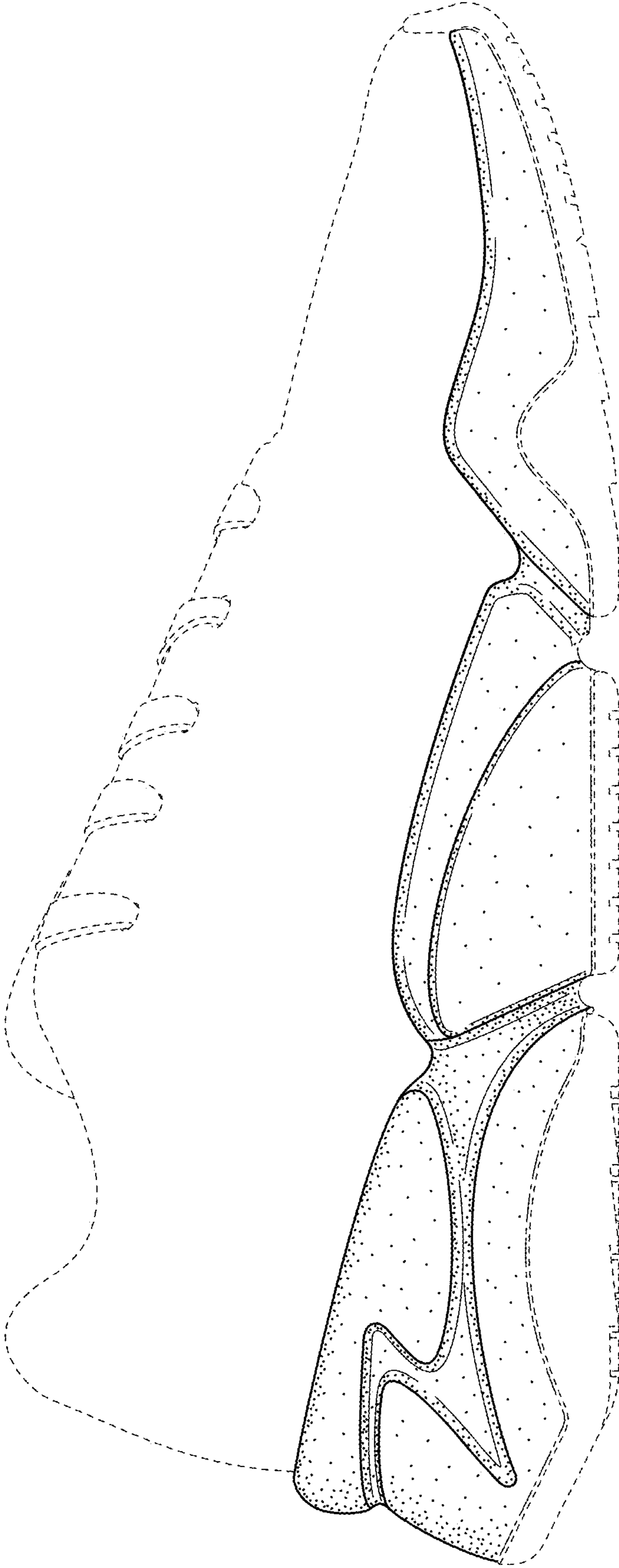


FIG. 5

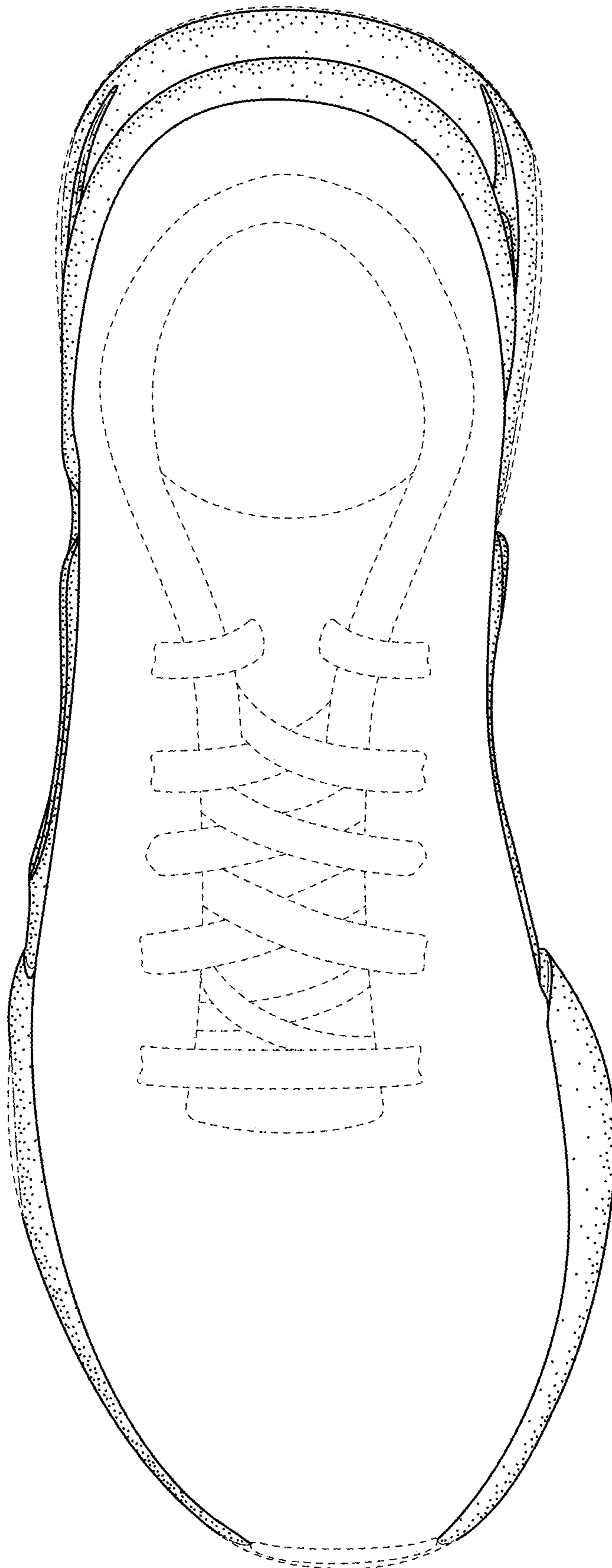


FIG. 6

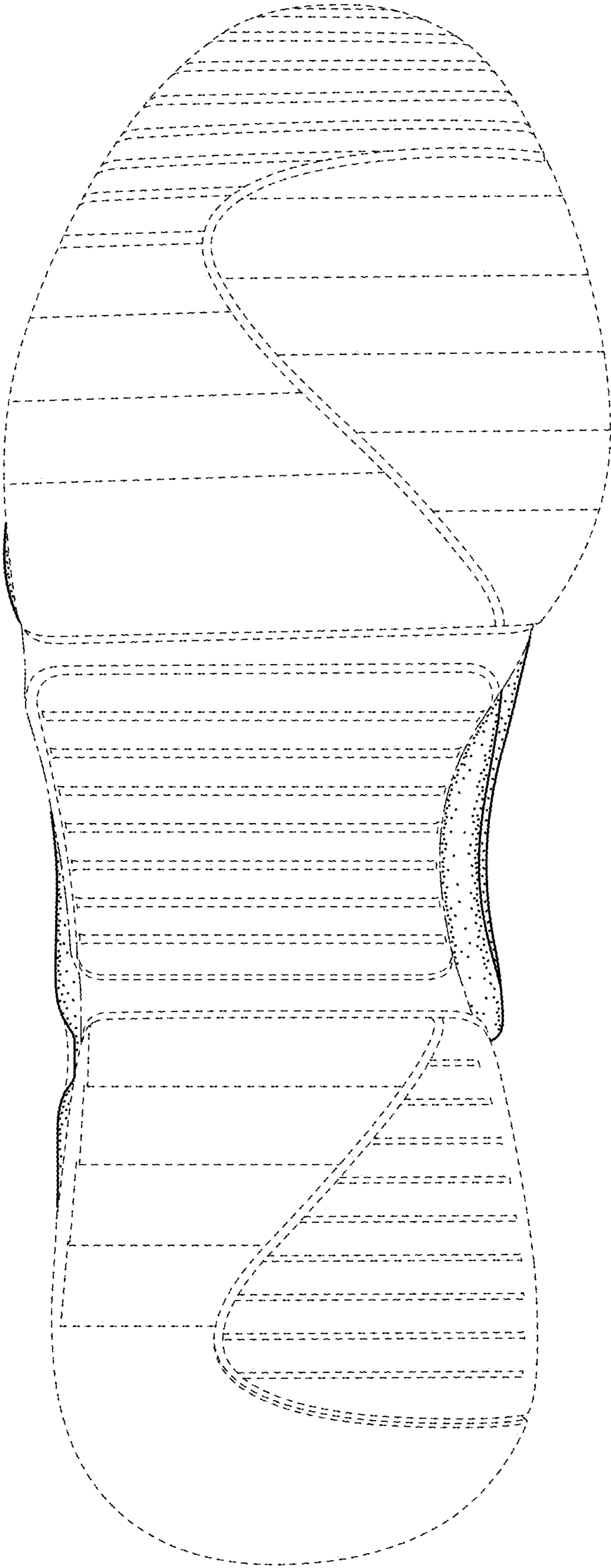


FIG. 7