



US00D912373S

(12) **United States Design Patent**
Smith

(10) **Patent No.:** **US D912,373 S**

(45) **Date of Patent:** **** Mar. 9, 2021**

(54) **FOOTWEAR OVERSIZED SNEAKER AND SOLE**

(71) Applicant: **AUTUMNPAPER LIMITED**,
Haywards Heath (GB)

(72) Inventor: **Stephen Edward Smith**, London (GB)

(73) Assignee: **AUTUMNPAPER LIMITED**,
Haywards Heath (GB)

(**) Term: **15 Years**

(21) Appl. No.: **29/687,245**

(22) Filed: **Apr. 11, 2019**

(30) **Foreign Application Priority Data**

Oct. 26, 2018 (GB) 6047109
Oct. 26, 2018 (GB) 6047110

(51) **LOC (13) Cl.** **02-04**

(52) **U.S. Cl.**
USPC **D2/908; D2/957**

(58) **Field of Classification Search**
USPC D2/896, 902, 905, 906, 907, 908, 909,
D2/910, 911, 912, 943, 944, 945, 946,
D2/947, 951, 954, 955, 956, 959, 960,
D2/969, 972, 977
CPC .. A43B 3/00; A43B 5/00; A43B 5/001; A43B
5/002; A43B 5/003; A43B 5/005; A43B
5/007; A43B 5/008; A43B 5/02; A43B
5/025; A43B 5/06; A43B 5/08; A43B
5/10; A43B 5/12; A43B 5/14; A43B
5/145; A43B 13/00; A43B 13/02; A43B
13/04; A43B 13/14; A43B 13/141; A43B
13/18; A43B 13/32

See application file for complete search history.

(56) **References Cited**

U.S. PATENT DOCUMENTS

D422,400 S * 4/2000 Brady D2/902
7,444,764 B2 * 11/2008 Mark A43B 3/166
36/25 R

D619,344 S * 7/2010 Favreau D2/957
D637,799 S * 5/2011 Della Valle D2/908
D659,364 S * 5/2012 Jolicoeur D2/957
D670,070 S * 11/2012 Della Valle D2/908
D672,942 S * 12/2012 Della Valle D2/908
D682,515 S * 5/2013 Della Valle D2/908
D721,478 S * 1/2015 Avent D2/961
D779,791 S * 2/2017 Mason D2/902
D788,420 S * 6/2017 Roulo D2/957
D794,295 S * 8/2017 Street D2/956
D813,502 S * 3/2018 Weidenbach Gerbase D2/902
D866,129 S * 11/2019 Vaccarello D2/902
D866,146 S * 11/2019 Cass D2/957

(Continued)

Primary Examiner — Elizabeth J Oswecki

(74) *Attorney, Agent, or Firm* — Fross, Zelnick, Lehrman
& Zissu, PC; Charles T. J. Weigell, Esq.

(57) **CLAIM**

The ornamental design for a footwear oversized sneaker and sole, as shown and described.

DESCRIPTION

FIG. 1 is a perspective view of a footwear oversized sneaker and sole showing my new design;
FIG. 2 is a front view thereof;
FIG. 3 is a back view thereof;
FIG. 4 is a right side view thereof;
FIG. 5 is a left side view thereof;
FIG. 6 is a top view thereof; and,
FIG. 7 is a bottom view thereof.

The broken lines in the drawings showing the laces, the tabs on either side of the uppermost lace, and the long rectangle on the sole shown in FIG. 7, form no part of the claimed design. Otherwise, the broken lines in the drawings illustrate stitching and form no part of the claimed design.

1 Claim, 7 Drawing Sheets



(56)

References Cited

U.S. PATENT DOCUMENTS

D869,128 S * 12/2019 DiFrancisco D2/908
D876,780 S * 3/2020 Aden D2/957
2012/0000095 A1* 1/2012 Torrance A43B 13/188
36/132
2017/0224053 A1* 8/2017 Truelsen A43B 3/0078
2018/0317591 A1* 11/2018 Hollinger A43B 13/26

* cited by examiner




FIG. 1

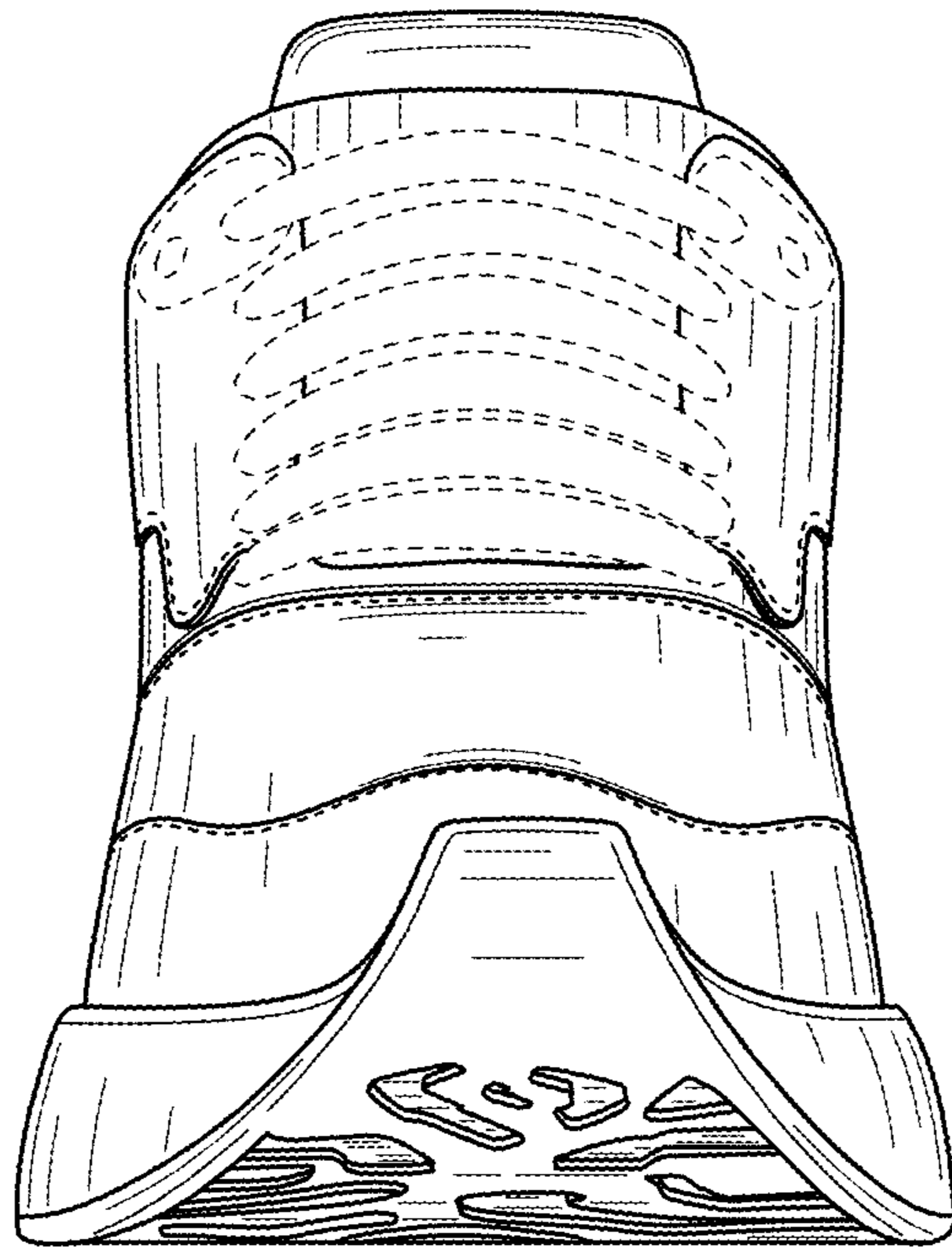


FIG. 2

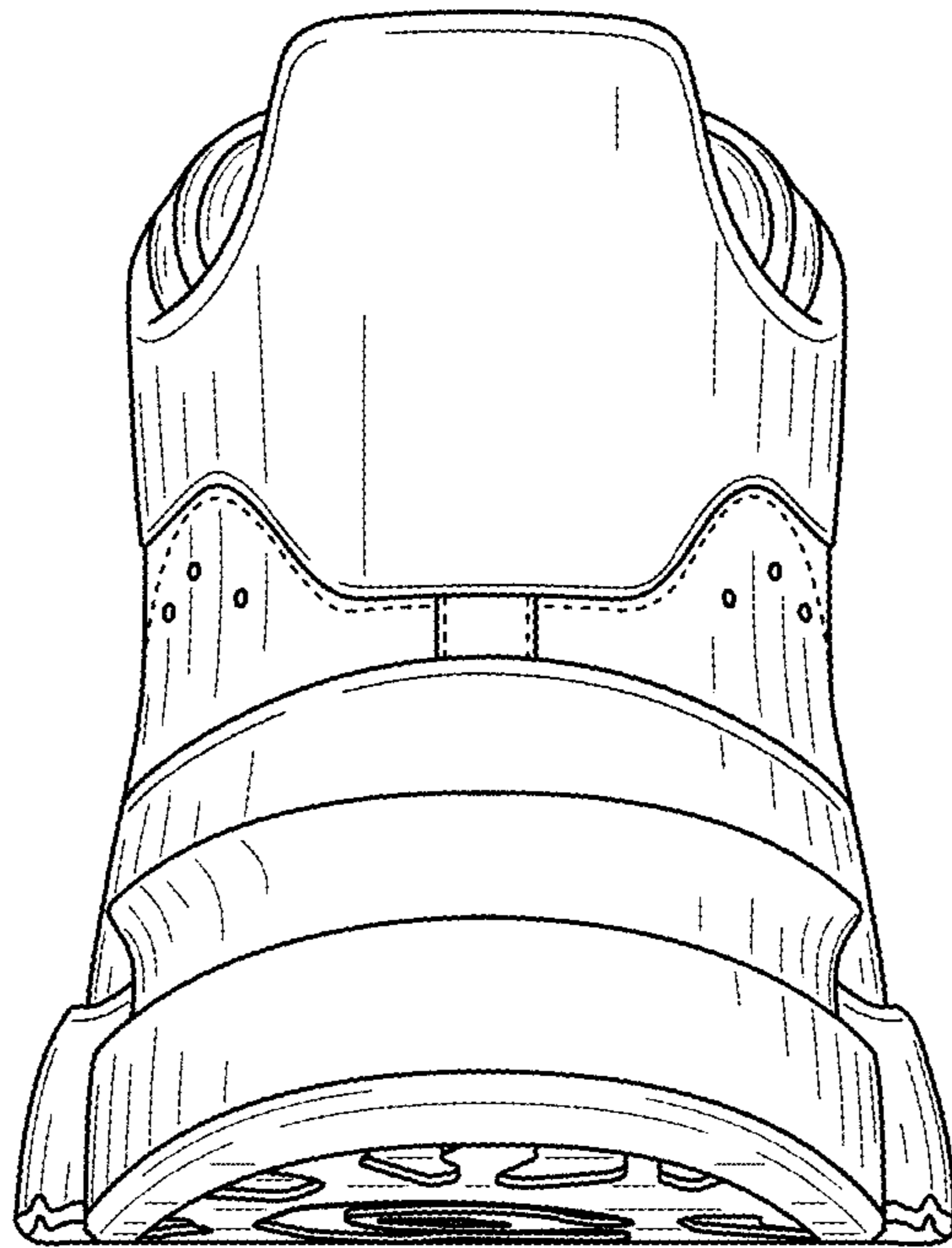


FIG. 3




FIG. 4




FIG. 5

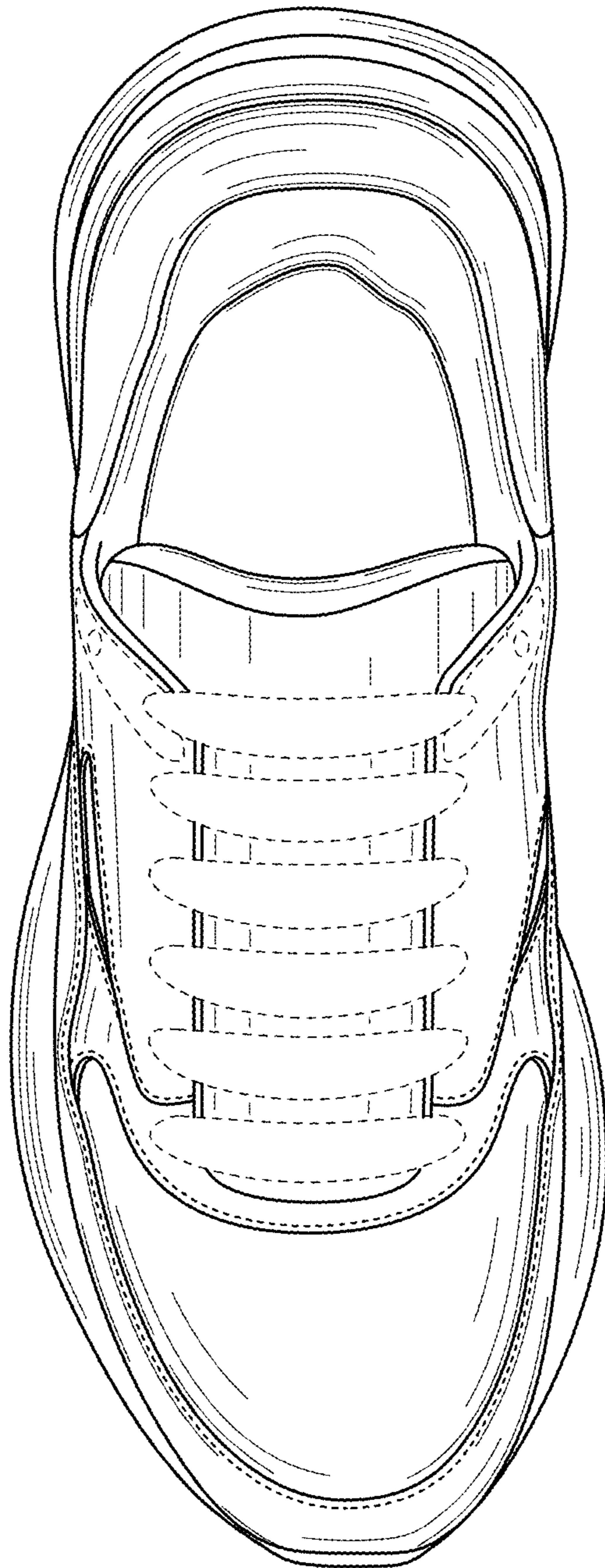


FIG. 6

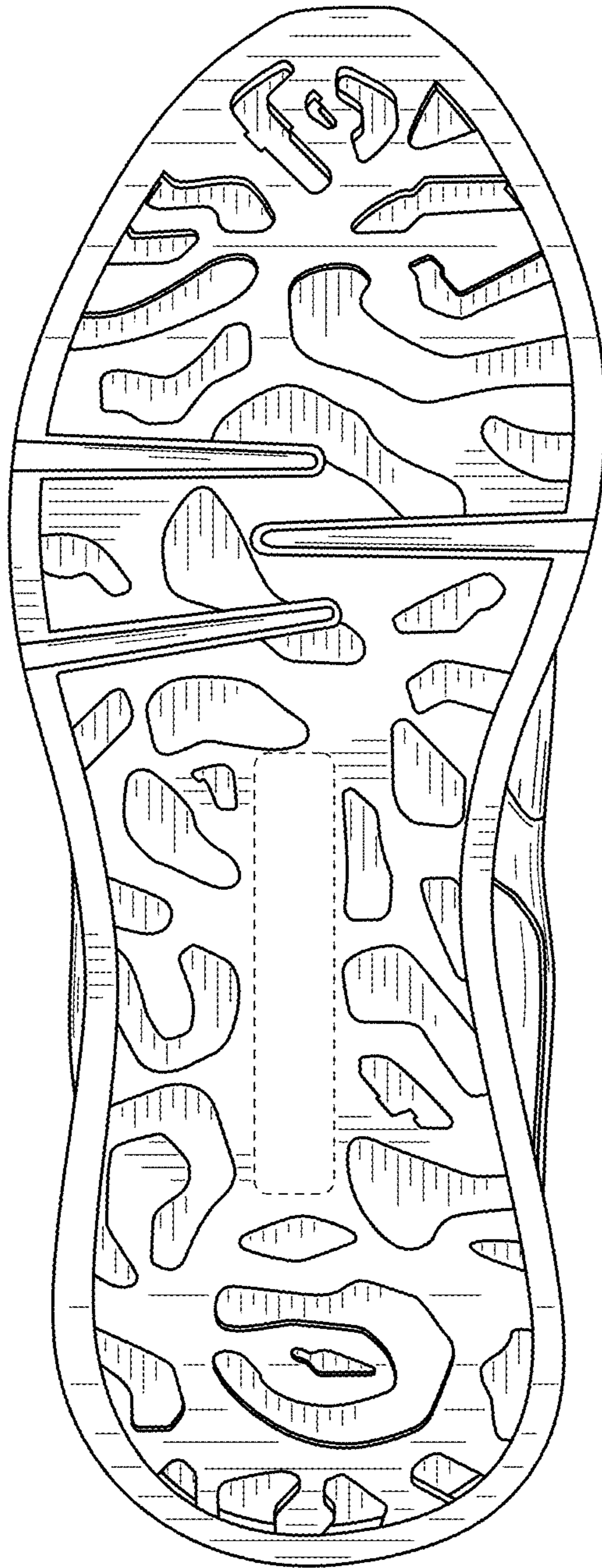


FIG. 7