



US00D912363S

(12) **United States Design Patent** (10) **Patent No.:** **US D912,363 S**
Cheung (45) **Date of Patent:** **** Mar. 2, 2021**

- (54) **CAR RAMP ASSEMBLY**
- (71) Applicant: **Chiu Kit Cheung**, West Covina, CA (US)
- (72) Inventor: **Chiu Kit Cheung**, West Covina, CA (US)
- (**) Term: **15 Years**
- (21) Appl. No.: **29/690,822**
- (22) Filed: **May 10, 2019**
- (51) **LOC (13) Cl.** **12-05**
- (52) **U.S. Cl.**
USPC **D34/32**
- (58) **Field of Classification Search**
USPC D34/32
CPC .. B66F 7/243; B66F 7/246; B66F 7/18; B66F 1/025; B66F 5/04
See application file for complete search history.

(56) **References Cited**

U.S. PATENT DOCUMENTS

576,825	A *	2/1897	Roemheld	B66F 7/243
					104/35
2,450,648	A *	10/1948	Felzer	B66F 7/243
					254/88
2,631,007	A *	3/1953	Copus	B66F 7/243
					254/88
5,033,146	A *	7/1991	Fogarty	B66F 7/243
					14/69.5
5,483,715	A *	1/1996	Fogarty	B66F 7/243
					14/69.5

(Continued)

OTHER PUBLICATIONS

Google search, Grainger, Ramp, portable, <https://www.grainger.com/product/60AG44>, Oct. 2020 (Year: 2020).*

(Continued)

Primary Examiner — Cynthia Ramirez
(74) *Attorney, Agent, or Firm* — Tommy SF Wang; Wang IP Law Group, P.C.

(57) **CLAIM**

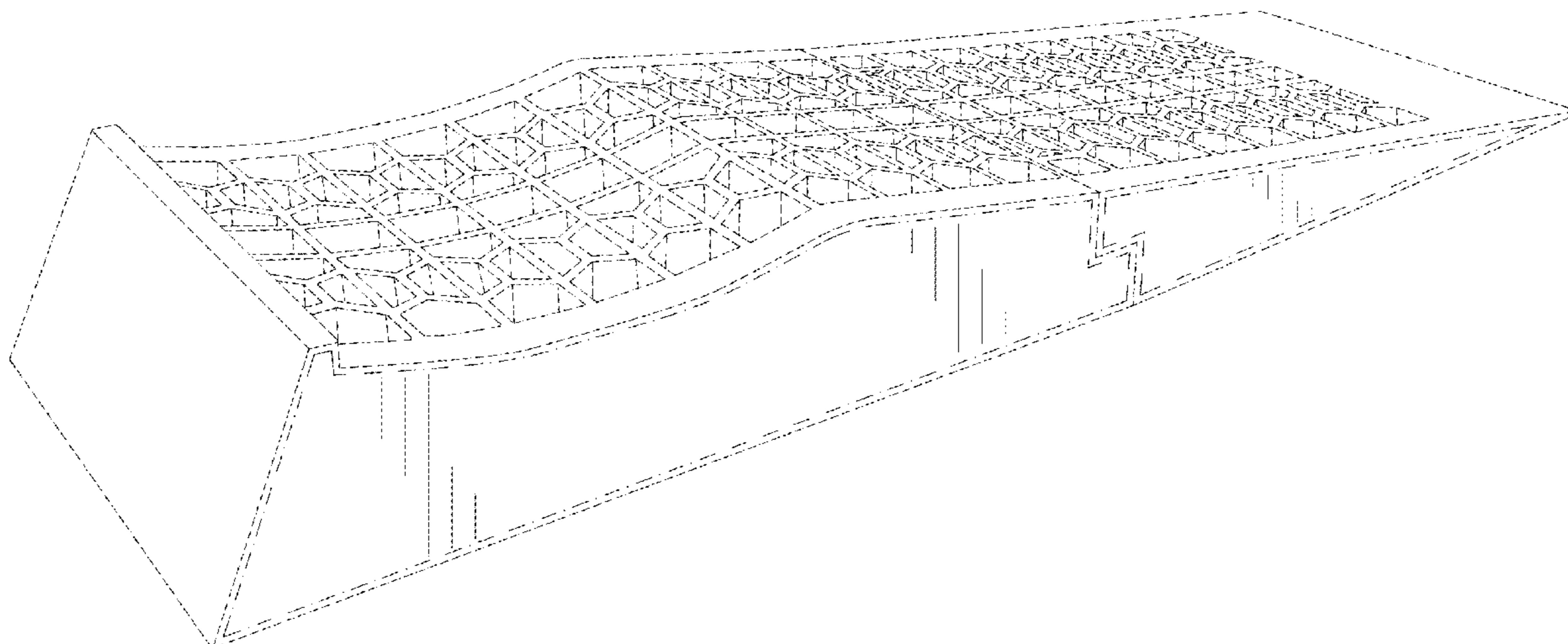
The ornamental design for a car ramp assembly, shown and described.

DESCRIPTION

FIG. 1 is a perspective view of a car ramp assembly showing my new design, shown assembled;
 FIG. 2 is a front view thereof;
 FIG. 3 is a rear view thereof;
 FIG. 4 is a left side view thereof;
 FIG. 5 is a right side view thereof;
 FIG. 6 is a top view thereof;
 FIG. 7 is a bottom view thereof;
 FIG. 8 is a perspective view showing one portion of the car ramp assembly;
 FIG. 9 is a front view thereof;
 FIG. 10 is a rear view thereof;
 FIG. 11 is a left side view thereof;
 FIG. 12 is a right side view thereof;
 FIG. 13 is a top view thereof;
 FIG. 14 is a another bottom view thereof;
 FIG. 15 is a perspective view showing the other portion of the car ramp assembly;
 FIG. 16 is a front view thereof;
 FIG. 17 is a rear view thereof;
 FIG. 18 is a left side view thereof;
 FIG. 19 is a right side view thereof;
 FIG. 20 is a top view thereof; and,
 FIG. 21 is a bottom view thereof.

The portions of the car ramp are shown separated in FIG. 8 through FIG. 21. The broken line portions of the car ramp assembly in FIGS. 1-21 represent unclaimed portions of the claimed design and form no part thereof. The clot-dash broken lines in FIGS. 1, 4-5, 8, 11-12, 15 and 18-19 represent unclaimed boundary lines and form no part of the claimed design.

1 Claim, 15 Drawing Sheets



(56)

References Cited

U.S. PATENT DOCUMENTS

6,439,543 B1 * 8/2002 Peckham B66F 7/243
188/32
6,910,675 B1 * 6/2005 Cox B66F 7/243
254/1
6,945,514 B1 * 9/2005 Conwell B60T 3/00
254/88
7,104,524 B1 * 9/2006 Hidding B66F 7/243
14/69.5
D550,922 S * 9/2007 Bain D34/32
D593,724 S * 6/2009 Heinz D34/32
D644,402 S * 8/2011 Shoup D34/32
D683,924 S * 6/2013 Wolfenbarger D34/32
D706,513 S * 6/2014 LaBarbera D34/32
D750,338 S * 2/2016 Ruotsalainen D34/32
2003/0160221 A1 * 8/2003 Dunbar, Sr. B66F 7/18
254/88
2005/0132511 A1 * 6/2005 Berg B66F 7/243
14/69.5

2006/0027794 A1 * 2/2006 Heinz B32B 3/263
254/88
2006/0043350 A1 * 3/2006 Branstetter B66F 7/243
254/88
2015/0246798 A1 * 9/2015 Guzman Restori B66F 7/243
14/72.5

OTHER PUBLICATIONS

Google search, Race Ramps, 5" H Trailer Ramp, <https://www.raceramps.com/trailer/ramps/p/RR-TR-5>, Oct. 2020 (Year: 2020).*
Google Search, Discount Ramps solid 2 piece cart tow ramps, <https://www.discountramps.com/tow-truck-flatbed-extension-ramps/p/BT-TT-7-10-2-DR/>, Oct. 2020 (Year: 2020).*
Google Search, Race Ramps 10" Flat stoppers Car storage ramps, <https://www.raceramps.com/car-storage/ramps/flatstoppers/p/RR-FS-10>, Oct. 2020 (Year: 2020).*
Google search, California Car cover, Race Ramps 72" low profile car ramps, <https://www.calcarcover.com/product/72-low-profile-race-ramps-rr722/2305>, Oct. 2020 (Year: 2020).*

* cited by examiner



FIG. 1




FIG. 2




FIG. 3




FIG. 4




FIG. 5

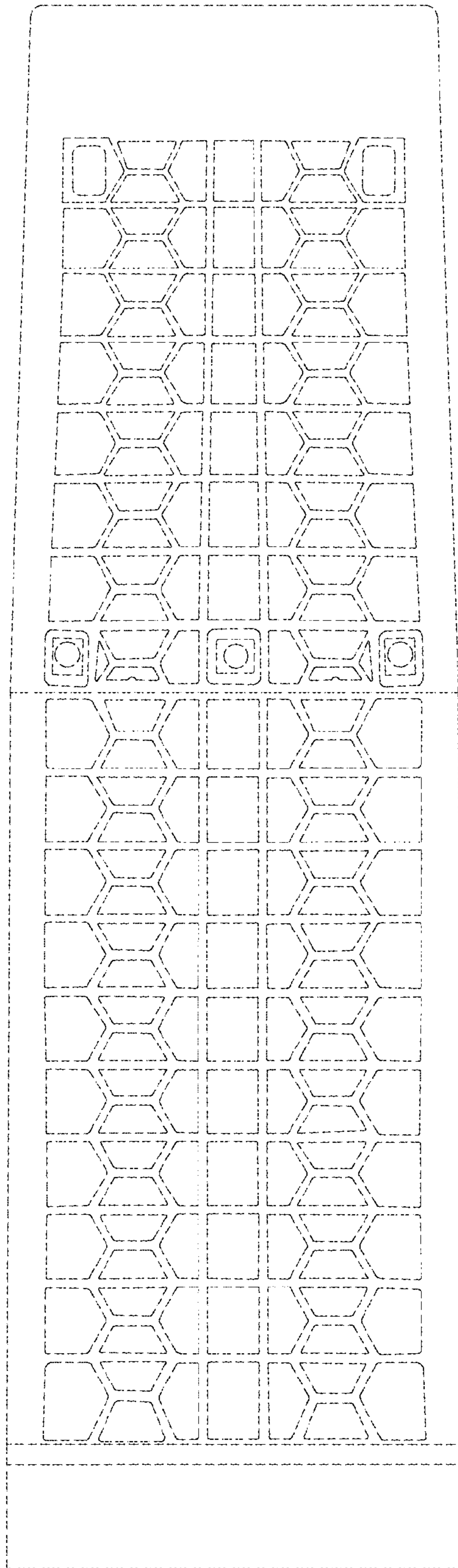


FIG. 6

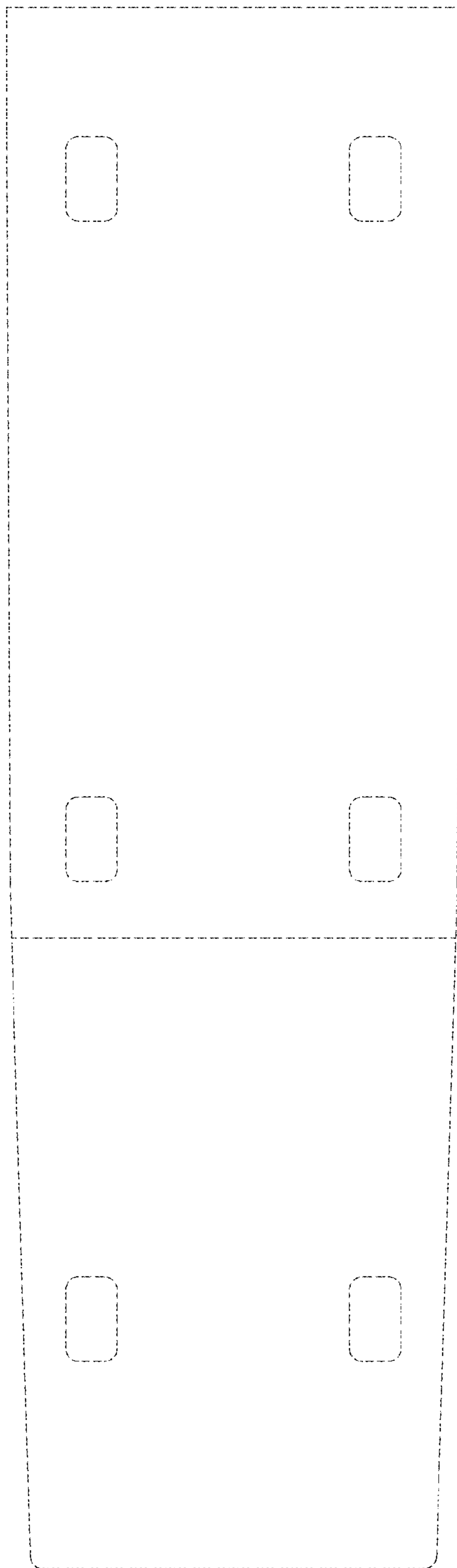


FIG. 7

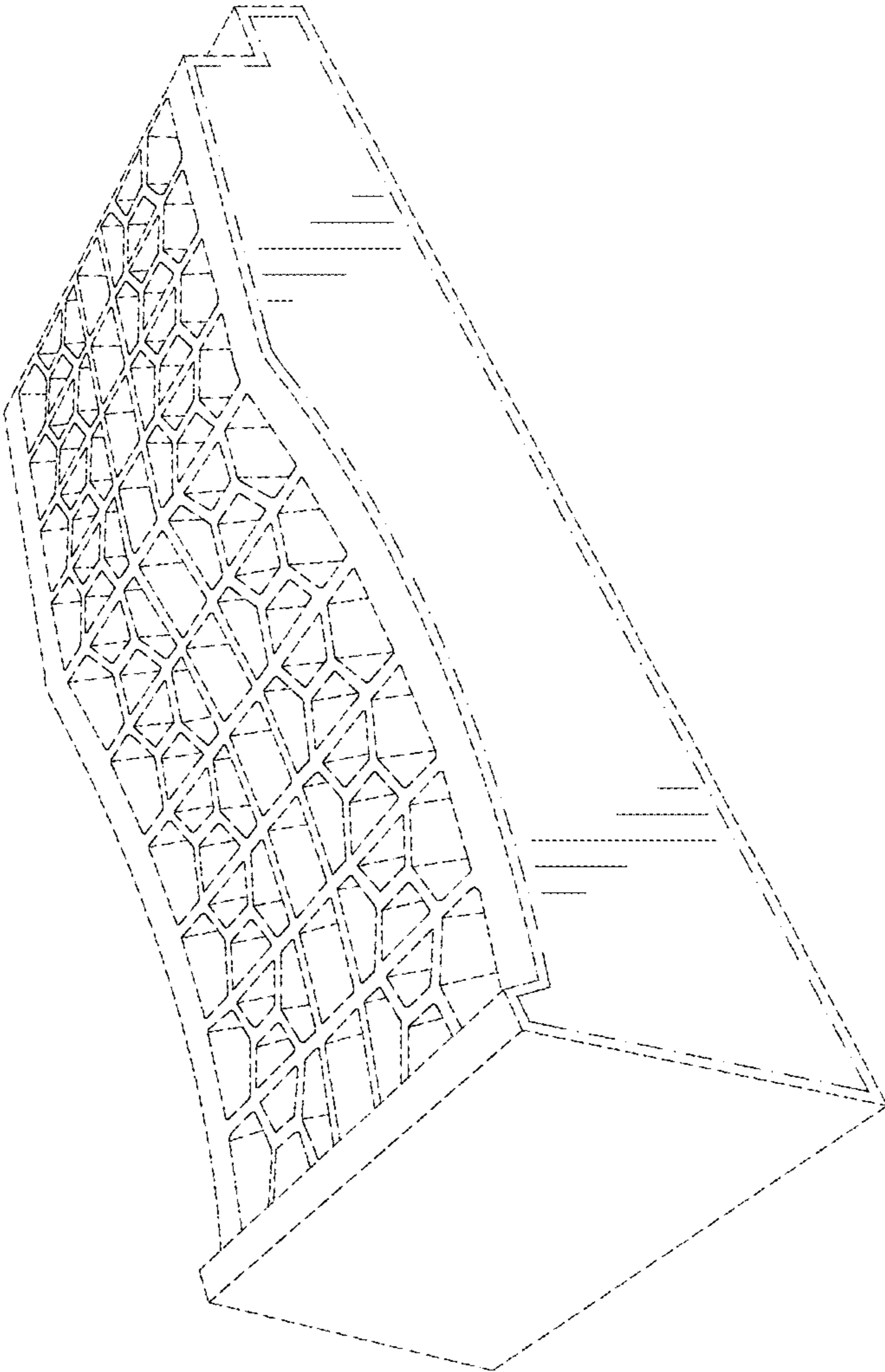


FIG. 8



FIG. 9

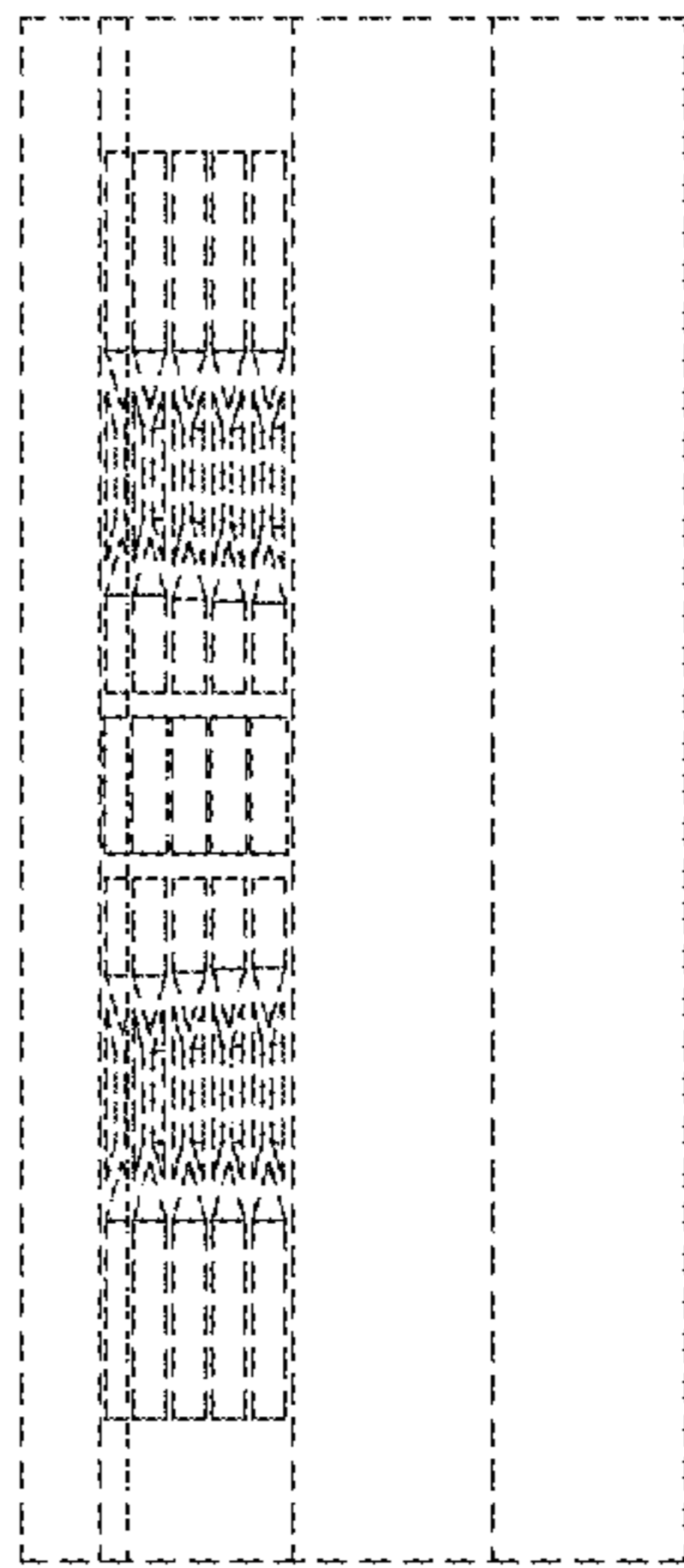


FIG. 10

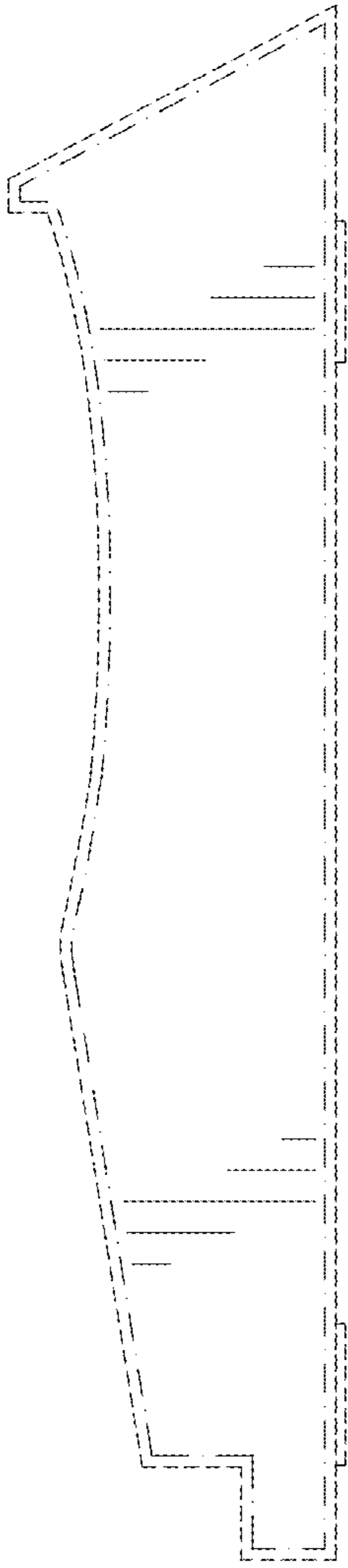


FIG. 11




FIG. 12

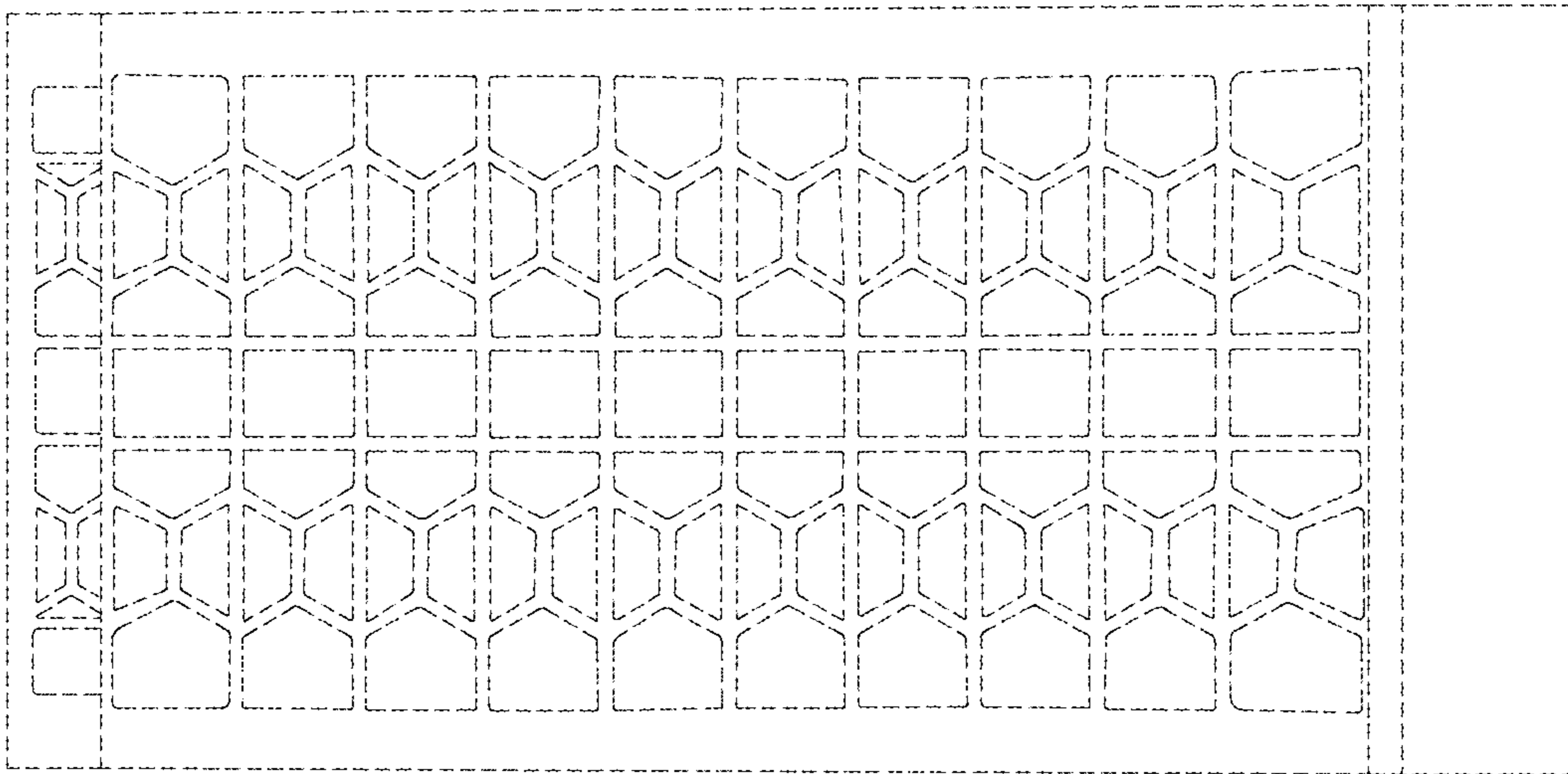


FIG. 13




FIG. 14

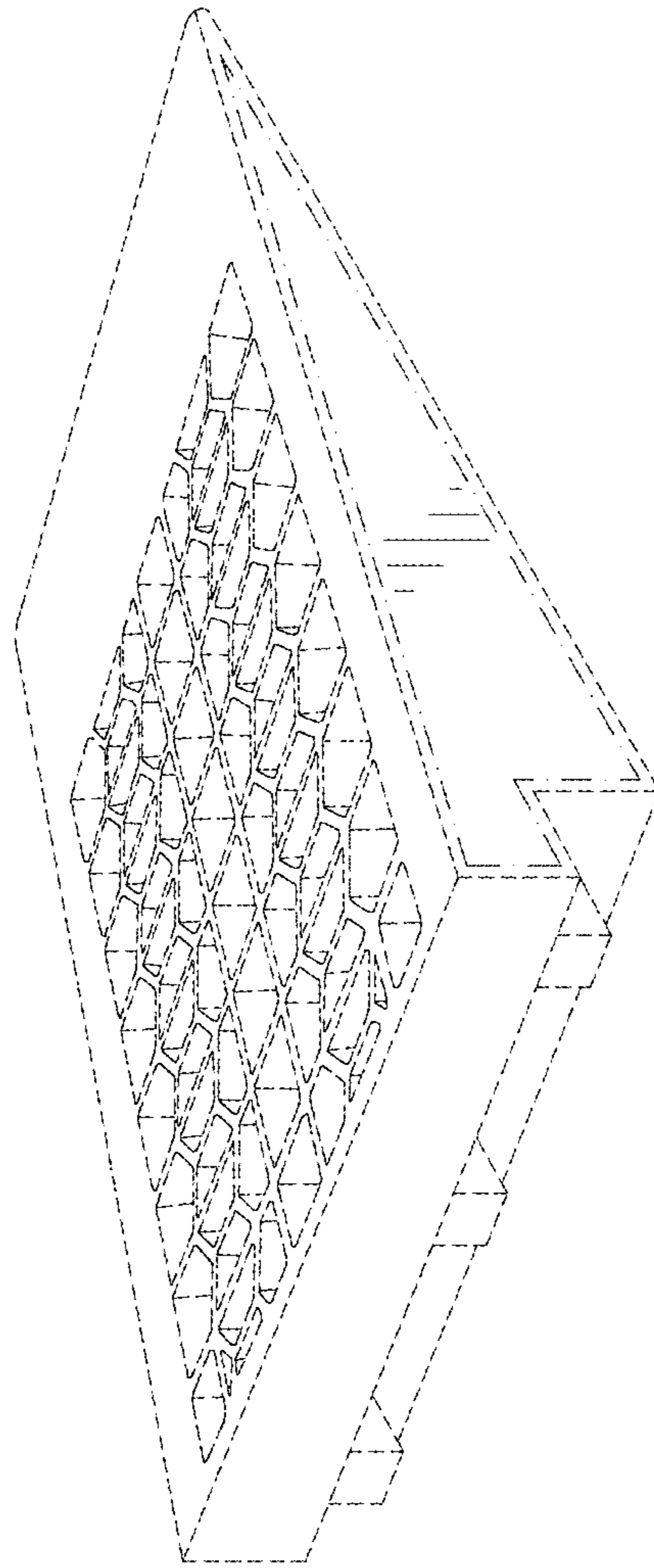


FIG. 15

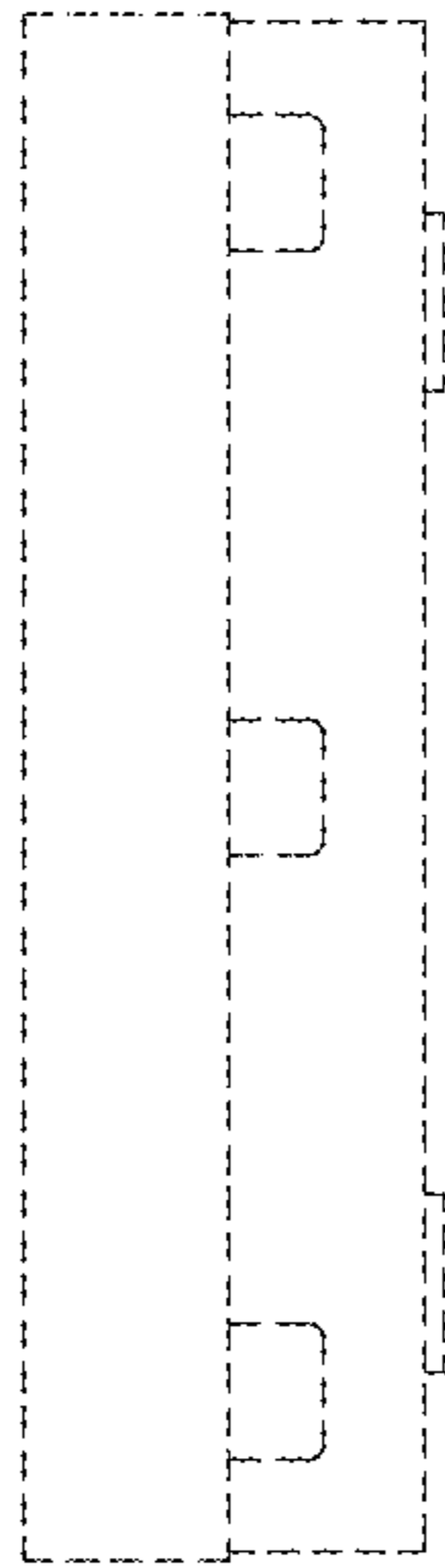


FIG. 16

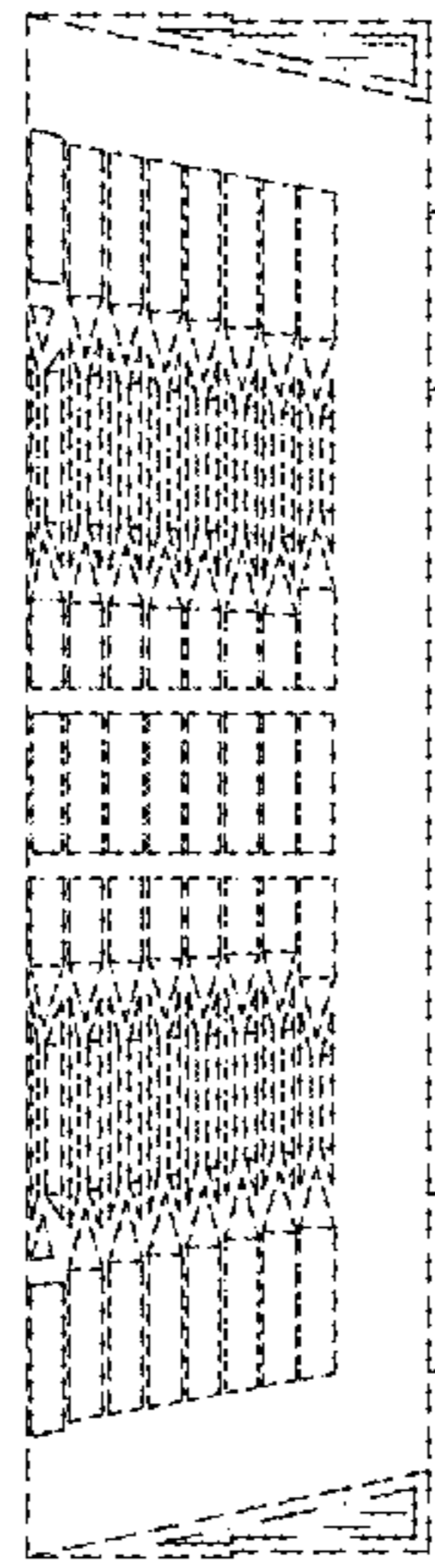


FIG. 17



FIG. 18



FIG. 19

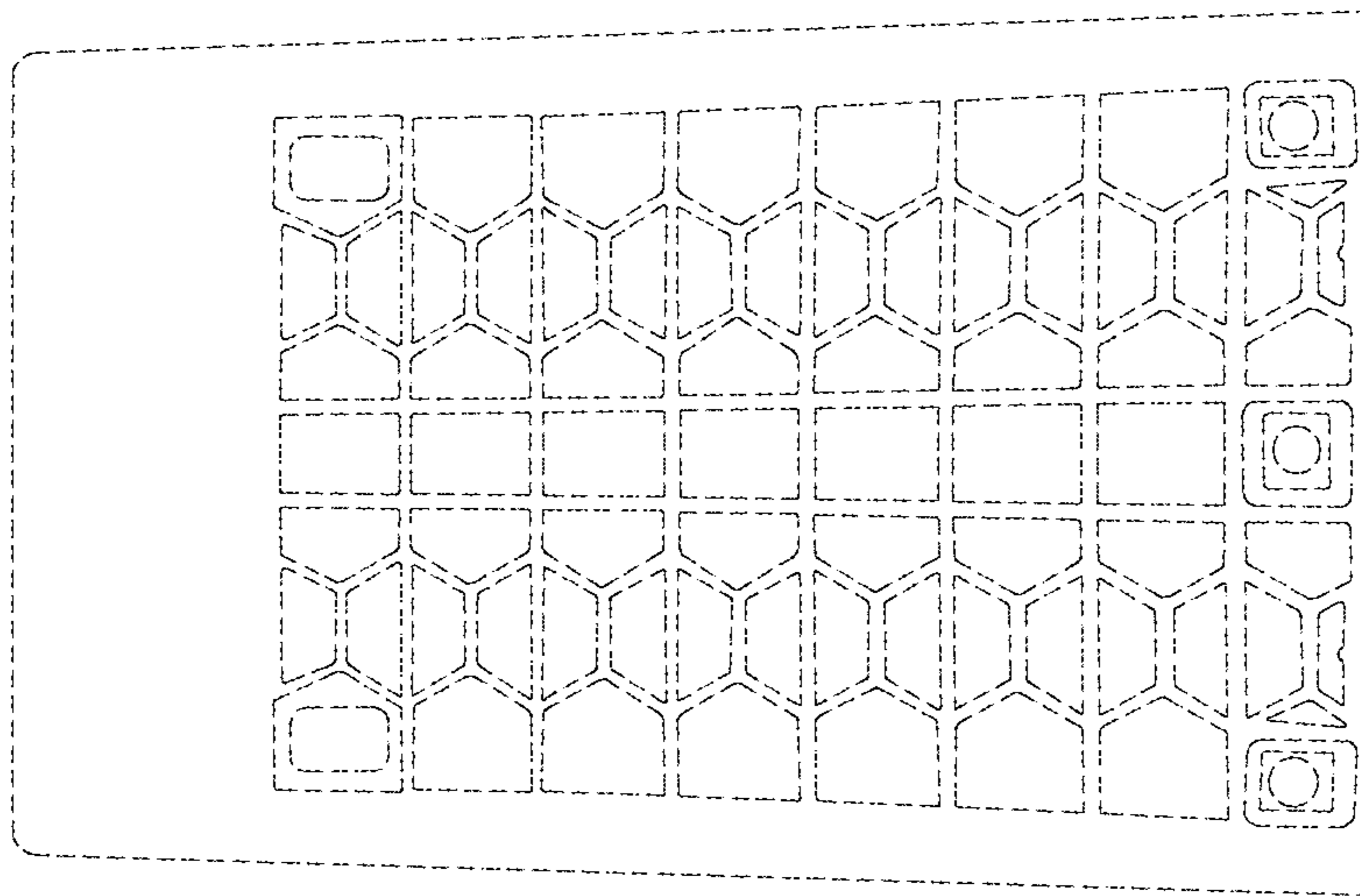


FIG. 20

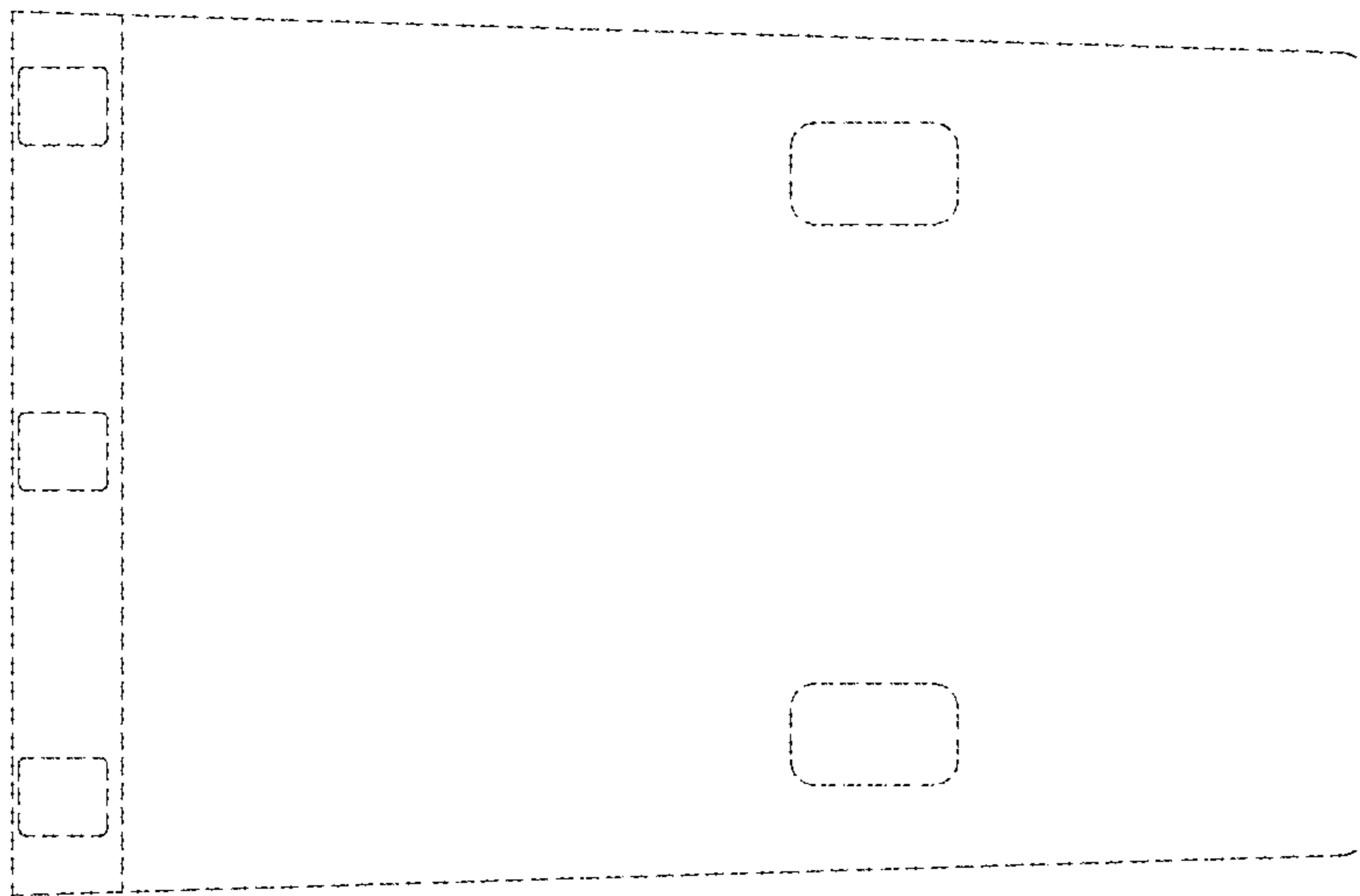


FIG. 21