



US00D912355S

(12) **United States Design Patent** (10) **Patent No.:** **US D912,355 S**  
**Clarke** (45) **Date of Patent:** **\*\* Mar. 2, 2021**

(54) **CLEANING TOOL PADDLE**  
(71) Applicant: **UMF Corporation**, Skokie, IL (US)  
(72) Inventor: **George Clarke**, Skokie, IL (US)  
(73) Assignee: **UMF CORPORATION**, Skokie, IL (US)  
(\*\*) Term: **15 Years**

D445,320 S \* 7/2001 Abbott ..... D32/46  
D459,042 S \* 6/2002 Carew ..... D32/46  
D545,516 S \* 6/2007 Munro ..... D32/40  
D552,814 S \* 10/2007 Munro ..... D32/40  
D632,855 S \* 2/2011 Quinlan ..... D32/40  
D634,905 S \* 3/2011 Adams ..... D32/40  
D664,318 S \* 7/2012 Thompson ..... D32/46  
D664,319 S \* 7/2012 Thompson ..... D32/46  
D670,057 S \* 10/2012 DiMauro ..... D32/46  
D691,773 S \* 10/2013 Chen ..... D32/46  
D759,328 S \* 6/2016 Cleere ..... D32/46

(Continued)

(21) Appl. No.: **29/657,005**

(22) Filed: **Jul. 18, 2018**

(51) **LOC (13) Cl.** ..... **07-05**

(52) **U.S. Cl.**  
USPC ..... **D32/46**

(58) **Field of Classification Search**  
USPC ..... D32/40-43, 45-46, 50-52, 68  
CPC ... A47L 11/40; A47L 1/08; A47L 1/00; A47L 13/12; A47L 13/10; B44D 3/16; E04F 21/00; E04F 21/24; E04D 13/076; E04D 13/04

See application file for complete search history.

(56) **References Cited**

**U.S. PATENT DOCUMENTS**

D27,141 S \* 6/1897 Crossman ..... D32/46  
D30,036 S \* 1/1899 Rhind ..... D32/46  
D199,962 S \* 1/1965 Peterson ..... D32/46  
D208,190 S \* 8/1967 Parry ..... D32/46  
D231,182 S \* 4/1974 Pasquale ..... D7/689  
D341,453 S \* 11/1993 Roma ..... D32/46  
D355,105 S \* 2/1995 Nemazi ..... D32/40  
D355,513 S \* 2/1995 Posenauer ..... D32/40  
D365,425 S \* 12/1995 Breshears ..... D32/40  
D403,815 S \* 1/1999 Inerbickler ..... D3/208  
D410,309 S \* 5/1999 Schmidt ..... D32/46  
D412,230 S \* 7/1999 Schmidt ..... D32/46  
D415,597 S \* 10/1999 Neff ..... D32/46  
D416,453 S \* 11/1999 Egan ..... D32/46  
D426,758 S \* 6/2000 Mitchell ..... D32/46

**OTHER PUBLICATIONS**

Umf Corporation Introduces PerfectCLEAN® Shower Paddle, news release date May 15, 2018, <https://www.prweb.com/releases/2018/05/prweb15489300.htm>, site visited Feb. 5, 2020.\*

*Primary Examiner* — John R Yeh

(74) *Attorney, Agent, or Firm* — Flener IP & Business Law; Zareefa B. Flener

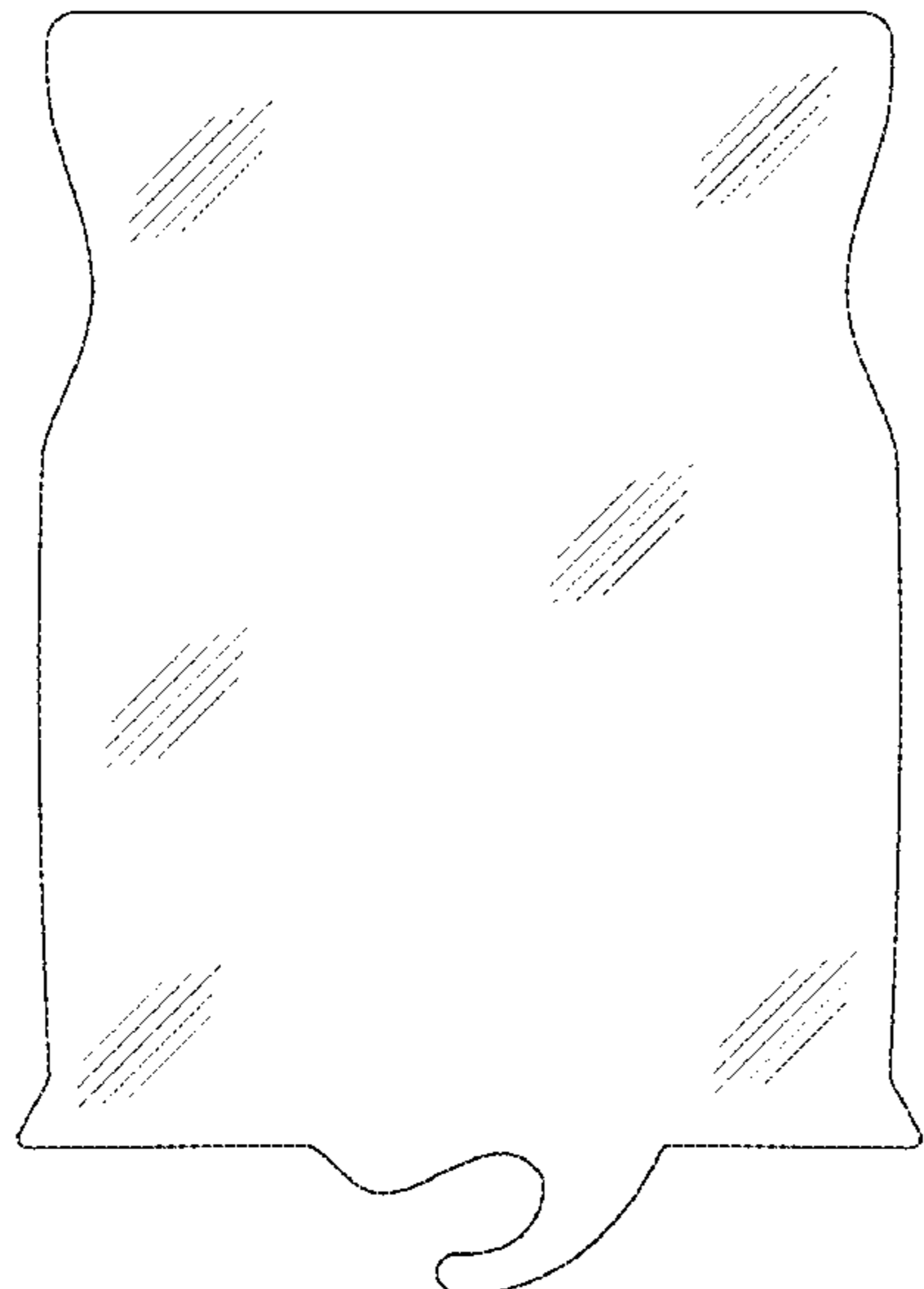
(57) **CLAIM**

The ornamental design for a cleaning tool paddle, as shown and described.

**DESCRIPTION**

FIG. 1 is a bottom perspective view of my new design for a cleaning tool paddle;  
FIG. 2 is a back elevation view thereof;  
FIG. 3 is a front elevation view thereof;  
FIG. 4 is a right side view thereof;  
FIG. 5 is a left side view thereof;  
FIG. 6 is a top plan view thereof; and,  
FIG. 7 is a bottom plan view thereof.  
A broken line showing is for illustrative purposes only and forms no part of the claimed design.  
The appearance of any portion of the cleaning tool paddle between break lines forms no part of the claimed design.

**1 Claim, 4 Drawing Sheets**



(56)

**References Cited**

U.S. PATENT DOCUMENTS

D799,771 S	*	10/2017	Toll .....	D32/46
D819,287 S	*	5/2018	King .....	D32/46
D830,028 S	*	10/2018	Nichols .....	D32/40
D841,271 S	*	2/2019	Motsenbocker .....	D32/46
D849,349 S	*	5/2019	Boss .....	D32/46
D850,043 S	*	5/2019	Stubbs .....	D32/46

\* cited by examiner

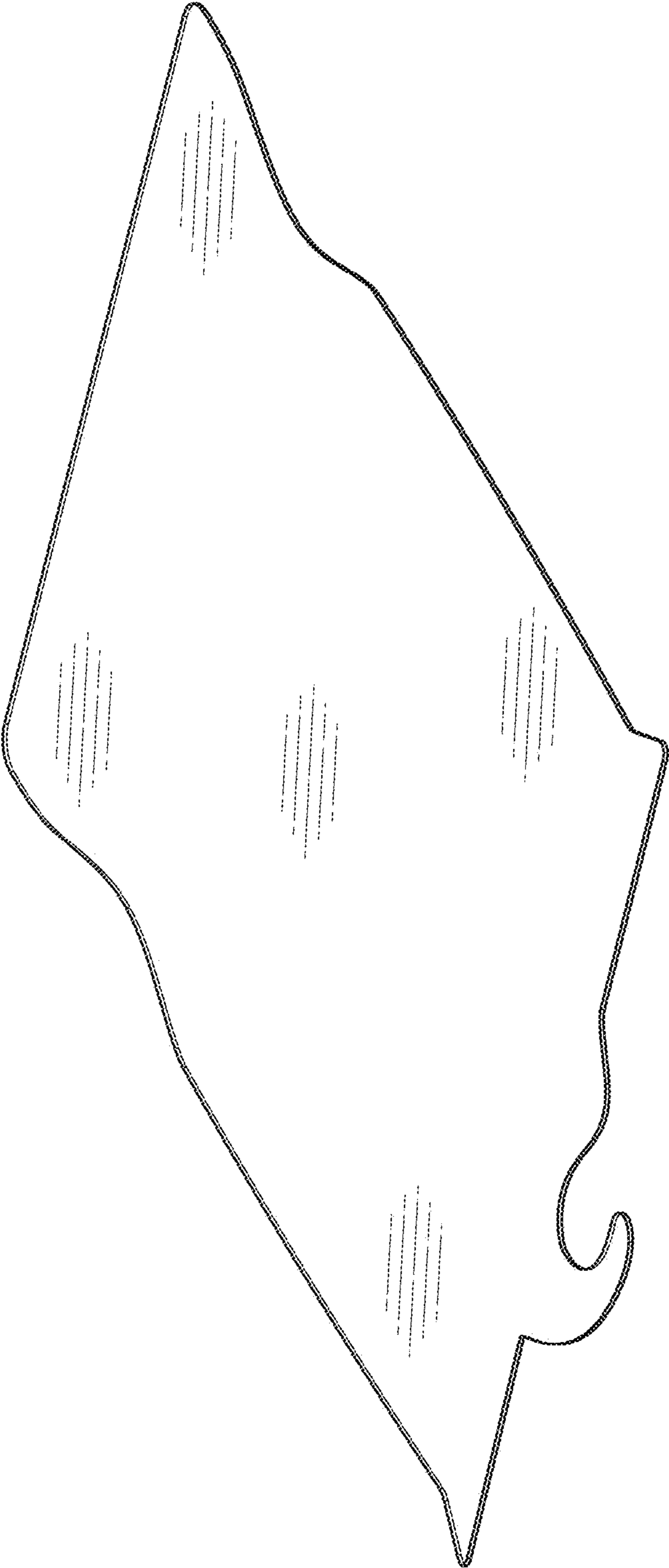


FIG. 1




FIG. 2




FIG. 3



FIG. 4



FIG. 5

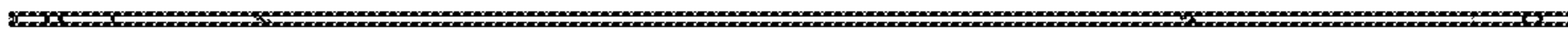


FIG. 6



FIG. 7