



US00D912351S

(12) **United States Design Patent** (10) **Patent No.:** **US D912,351 S**
Thyson (45) **Date of Patent:** **** Mar. 2, 2021**

(54) **FLOOR CLEANING PAD**

FOREIGN PATENT DOCUMENTS

(71) Applicant: **Carl Freudenberg KG**, Weinheim (DE)
(72) Inventor: **Diana Thyson**, Bad Duerkheim (DE)
(73) Assignee: **CARL FREUDENBERG KG**, Weinheim (DE)
(**) Term: **15 Years**

CN 303924471 * 11/2016
Primary Examiner — John R Yeh
(74) *Attorney, Agent, or Firm* — Leydig, Voit & Mayer, Ltd.

(21) Appl. No.: **29/689,205**

(57) **CLAIM**
The ornamental design for a floor cleaning pad, as shown and described.

(22) Filed: **Apr. 29, 2019**

DESCRIPTION

(30) **Foreign Application Priority Data**

Oct. 31, 2018 (EM) 005813755
(51) **LOC (13) Cl.** **07-05**
(52) **U.S. Cl.**
USPC **D32/40**
(58) **Field of Classification Search**
USPC D32/40-43, 46-49; D8/33, 92, 98
CPC A61B 17/14; B26B 19/38; B66F 15/00
See application file for complete search history.

The patent or application file contains at least one drawing executed in color. Copies of this patent or patent application publication with color drawing(s) will be provided by the Office upon request and payment of the necessary fee.
FIG. 1 is a top view of the floor cleaning pad showing a fifth embodiment of my new design;
FIG. 2 is an enlarged view of a top surface thereof;
FIG. 3 is a bottom view thereof;
FIG. 4 is an enlarged view of a bottom surface thereof;
FIG. 5 is a front view thereof;
FIG. 6 is a right-side view thereof; and
FIG. 7 is a top-front perspective view thereof; and
FIG. 8 is a top view of the floor cleaning pad showing a sixth embodiment of my new design;
FIG. 9 is an enlarged view of a top surface thereof;
FIG. 10 is a bottom view thereof;
FIG. 11 is an enlarged view of a bottom surface thereof;
FIG. 12 is a front view thereof;
FIG. 13 is a right-side view thereof; and
FIG. 14 is a top-front perspective view thereof.
The back and left-side views of the embodiments of my new design for the floor cleaning pad are substantially the same as the front and right side views, respectively. In the second embodiment (FIGS. 8-14) of my new design for the floor cleaning pad the grayscale shading indicates color contrast.


(56) **References Cited**

U.S. PATENT DOCUMENTS

2,834,703 A * 5/1958 Atkinson A61F 13/00029
428/163
3,015,834 A * 1/1962 Marrinson A47L 13/254
15/228
5,591,507 A * 1/1997 Jones A47L 13/16
15/114
D391,709 S * 3/1998 Kohlruss D32/40
D398,724 S * 9/1998 Kohlruss D32/40
D560,868 S * 1/2008 So D32/40
D575,918 S * 8/2008 Rosenzweig A47L 13/225
D32/40

(Continued)

1 Claim, 14 Drawing Sheets
(7 of 14 Drawing Sheet(s) Filed in Color)



(56)

References Cited

U.S. PATENT DOCUMENTS

D618,410	S *	6/2010	Libman	D32/40
D633,673	S *	3/2011	McKnight	D32/40
D636,136	S *	4/2011	Hoyle	D32/40
D649,311	S *	11/2011	Colangelo	D32/40
D657,927	S *	4/2012	Adams	D32/40
D668,411	S *	10/2012	Libman	D32/40
8,281,451	B2 *	10/2012	Adams	A47L 13/20 15/209.1
D747,055	S *	1/2016	Layevsky	D32/50
D840,122	S *	2/2019	Beyda	D32/40
D858,018	S *	8/2019	Blom	D32/40
D862,091	S *	10/2019	Thyson	D5/7
2002/0065012	A1 *	5/2002	Takabayashi	A47L 13/16 442/381
2004/0018794	A1 *	1/2004	Carter	A47L 13/16 442/334
2005/0246851	A1 *	11/2005	Cline	A47L 13/20 15/228
2007/0141299	A1 *	6/2007	Hong	A47L 13/20 428/97

* cited by examiner




FIG. 1



FIG. 2




FIG. 3




FIG. 4




FIG. 5



FIG. 6




FIG. 7




FIG. 8




FIG. 9




FIG. 10




FIG. 11




FIG. 12



FIG. 13




FIG. 14