



US00D912349S

(12) **United States Design Patent** (10) **Patent No.:** **US D912,349 S**
Balz et al. (45) **Date of Patent:** **** Mar. 2, 2021**

(54) **FLOOR CARE TOOL HEAD**
(71) Applicant: **Ecolab USA Inc.**, Saint Paul, MN (US)
(72) Inventors: **Eric R. Balz**, Saint Paul, MN (US);
Eric Gingras, Saint Paul, MN (US);
Scott Latimer, Saint Paul, MN (US)
(73) Assignee: **Ecolab USA Inc.**, Saint Paul, MN (US)
(**) Term: **15 Years**
(21) Appl. No.: **29/637,206**
(22) Filed: **Feb. 14, 2018**

D399,749 S * 10/1998 Dinand D9/521
D440,721 S 4/2001 Hirokawa
D468,499 S * 1/2003 Kitts D32/32
D468,626 S * 1/2003 Jødal D9/516
D488,600 S * 4/2004 Pecci D32/32
D540,173 S * 4/2007 Obuchi D9/452
D561,602 S * 2/2008 Antonuccio D9/629
D606,716 S * 12/2009 Crevling, Jr. D32/32
D622,463 S * 8/2010 Wolfe, Jr. D32/32
D629,867 S * 12/2010 Rexach D23/213
D630,808 S * 1/2011 Dye D32/21
D643,169 S * 8/2011 Calvert D32/33
D681,897 S * 5/2013 Bruneel D32/33
D750,858 S 3/2016 Aramli
D763,088 S * 8/2016 Le Bonniec D9/435
D813,479 S * 3/2018 Balz D32/35
2016/0207190 A1 * 7/2016 Balz A46B 5/0095

Related U.S. Application Data

(62) Division of application No. 29/514,779, filed on Jan. 16, 2015, now Pat. No. Des. 813,479.
(51) **LOC (13) Cl.** **08-99**
(52) **U.S. Cl.**
USPC **D32/35**
(58) **Field of Classification Search**
USPC D32/32, 31, 33, 17, 18, 21, 22, 24, 25,
D32/38, 39, 50, 54; D9/521, 523, 545,
D9/551-554, 558, 56; D23/213; 15/320,
15/322
CPC . A47L 9/02; A47L 9/066; A47L 9/013; A47L
9/0626; A47L 9/0673; A47L 9/0686;
A47L 8/06
See application file for complete search history.

* cited by examiner

Primary Examiner — Susan Bennett Hattan
Assistant Examiner — Rebecca Tsehaye
(74) *Attorney, Agent, or Firm* — McKee, Voorhees & Sease, PLC

(56) **References Cited**
U.S. PATENT DOCUMENTS

D353,236 S 12/1994 Burkhardt
D354,001 S * 1/1995 Park D9/516

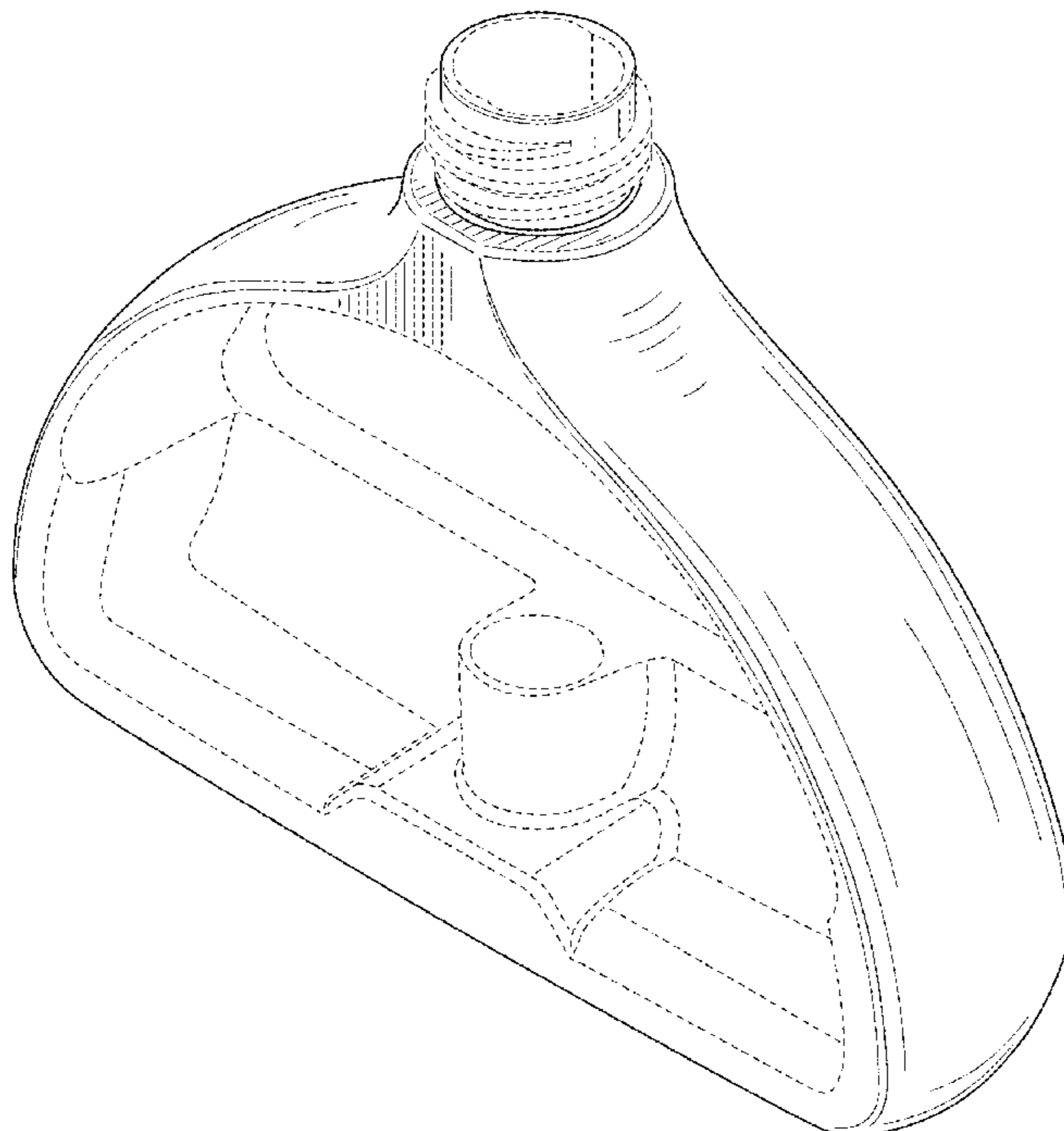
(57) **CLAIM**

The ornamental design for an floor care tool head, substantially as shown and described.

DESCRIPTION

FIG. 1 is a front perspective view of the claimed design; and, FIG. 2 is a front elevation view of the claimed design. The broken lines shown in the drawings illustrating unclaimed portions of the floor care tool head form no part of the claimed design.

1 Claim, 2 Drawing Sheets



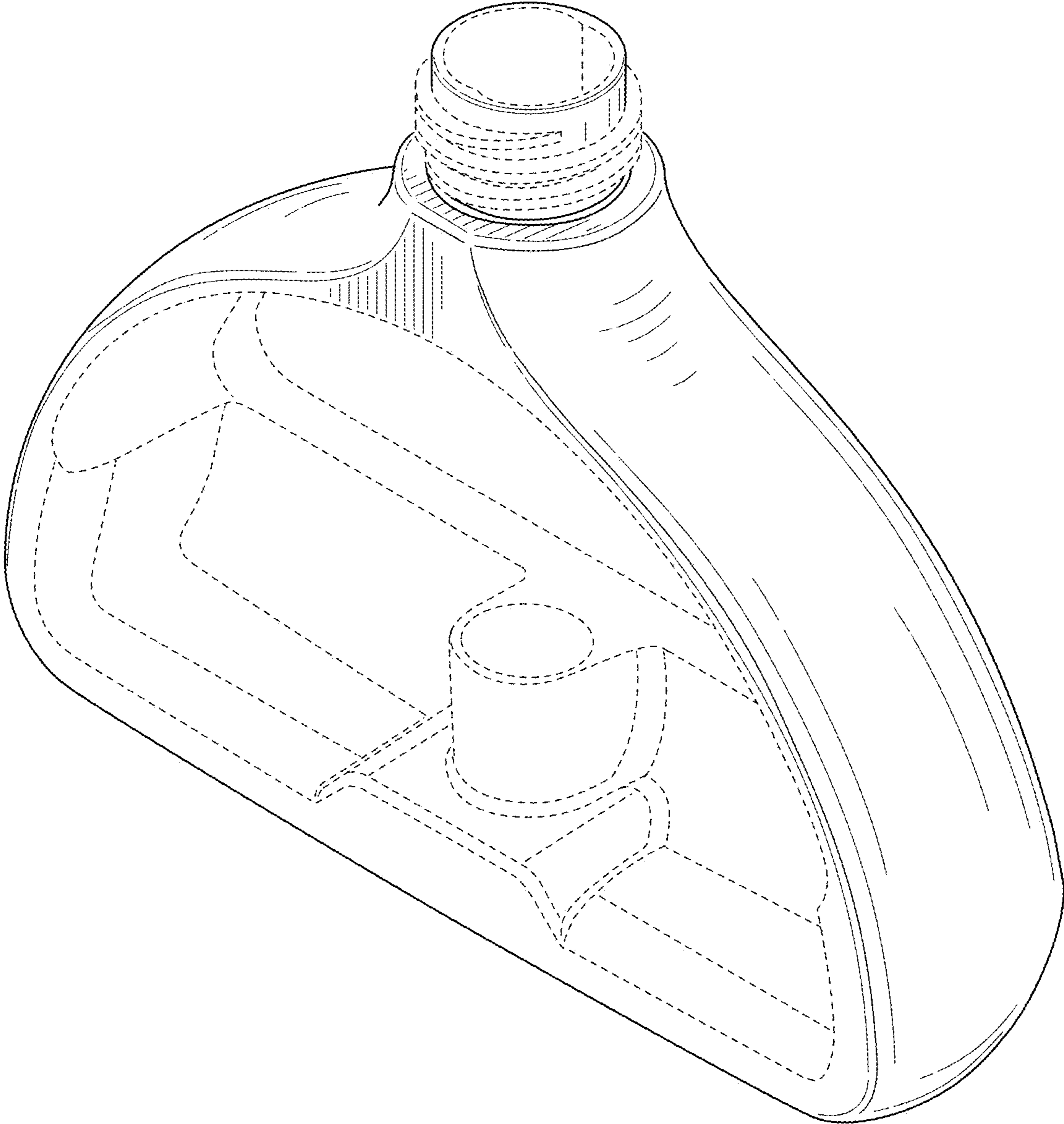


FIG. 1

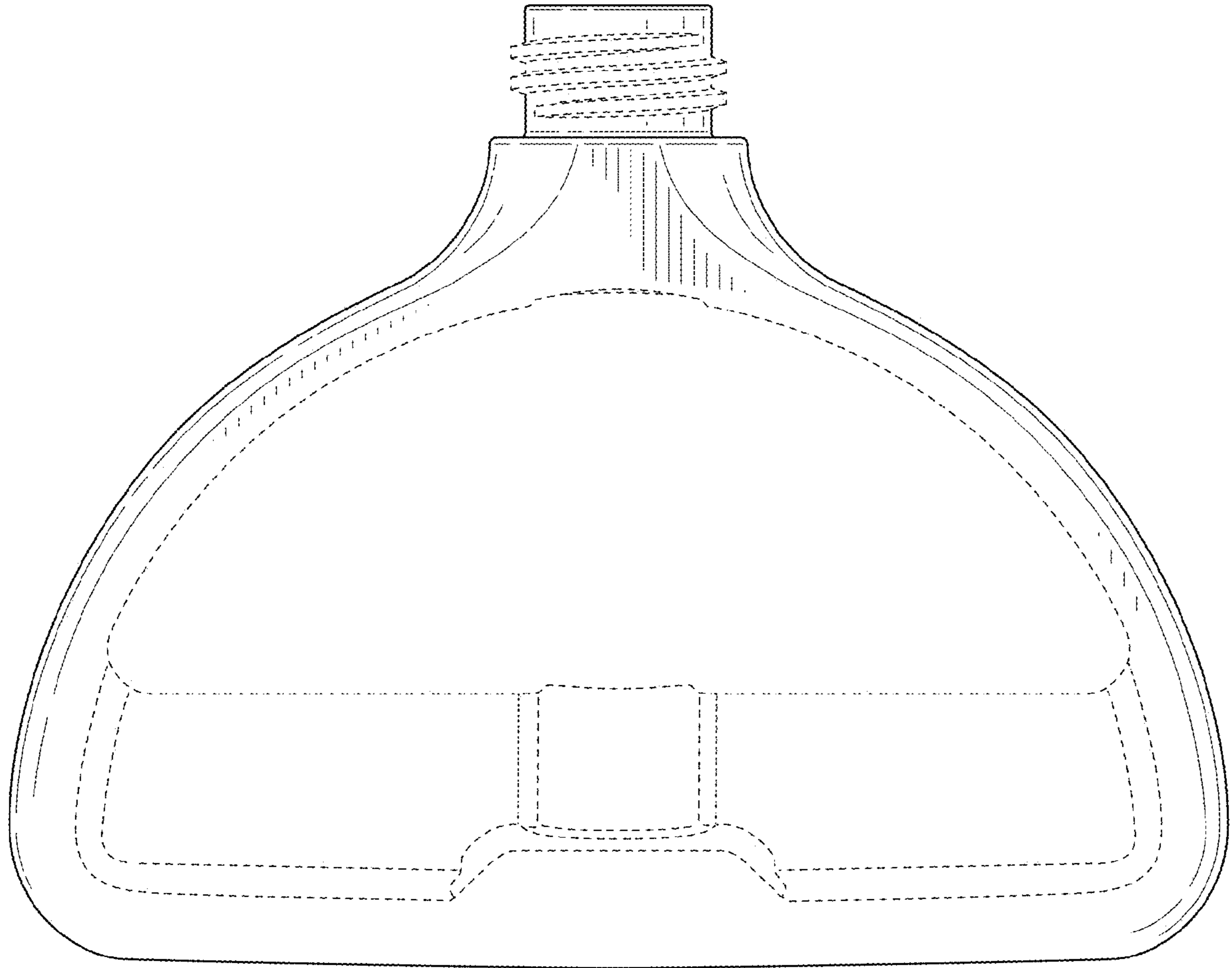


FIG. 2