



US00D912326S

(12) **United States Design Patent**  
**Goeder et al.**

(10) **Patent No.:** **US D912,326 S**  
(45) **Date of Patent:** **\*\* Mar. 2, 2021**

(54) **HANDLE FOR A SHAVING RAZOR**

(71) Applicant: **The Gillette Company LLC**, Boston, MA (US)

(72) Inventors: **Philipp Goeder**, Frankfurt (DE); **Christopher Ramm**, North Attleboro, MA (US); **Brian Patrick Watson**, Marshfield, MA (US); **Kristopher William Schulz**, Framingham, MA (US); **Vanessa Christie**, Boston, MA (US)

(73) Assignee: **The Gillette Company LLC**, Boston, MA (US)

(\*\*) Term: **15 Years**

(21) Appl. No.: **29/642,528**

(22) Filed: **Mar. 30, 2018**

(51) **LOC (13) Cl.** ..... **28-03**

(52) **U.S. Cl.**  
USPC ..... **D28/48**

(58) **Field of Classification Search**

USPC ..... D28/49-54, 46-48  
CPC .... B26B 19/20-205; B26B 19/00-107; B26B 19/12-18; B26B 19/22-24; B26B 19/26-265; B26B 19/28-36; B26B 19/38-48; B26B 21/00; B26B 21/08; B26B 21/14-38; B26B 21/40; B26B 21/4006; B26B 21/4012-4031; B26B 21/4037; B26B 21/405-4056; B26B 21/4062; B26B 21/4068-4075; B26B 21/48; B26B 21/52-528

See application file for complete search history.

(56) **References Cited**

U.S. PATENT DOCUMENTS

6,868,610 B2 \* 3/2005 Brandt ..... B26B 21/40 30/140  
6,928,738 B2 \* 8/2005 Segrea ..... B26B 21/40 30/34.1

D568,534 S \* 5/2008 Micinilio ..... D28/46  
D568,539 S \* 5/2008 Micinilio ..... D28/48  
D591,451 S \* 4/2009 Micinilio ..... D28/46  
D600,408 S \* 9/2009 Micinilio ..... D28/46  
D604,906 S 11/2009 Stowers et al.  
D616,607 S \* 5/2010 Ramm ..... D28/48  
D633,254 S \* 2/2011 Witkus ..... D28/47  
D649,712 S \* 11/2011 Pan ..... D28/46  
D652,990 S \* 1/2012 Strickland ..... D28/46  
D655,449 S \* 3/2012 Pan ..... D28/46  
D659,285 S \* 5/2012 Lukan ..... D28/46  
D660,516 S \* 5/2012 Christie ..... D28/48

(Continued)

*Primary Examiner* — Jennifer Rivard

(74) *Attorney, Agent, or Firm* — Joanne N. Pappas; Kevin C. Johnson

(57) **CLAIM**

The ornamental design for a handle for a shaving razor, as shown and described.

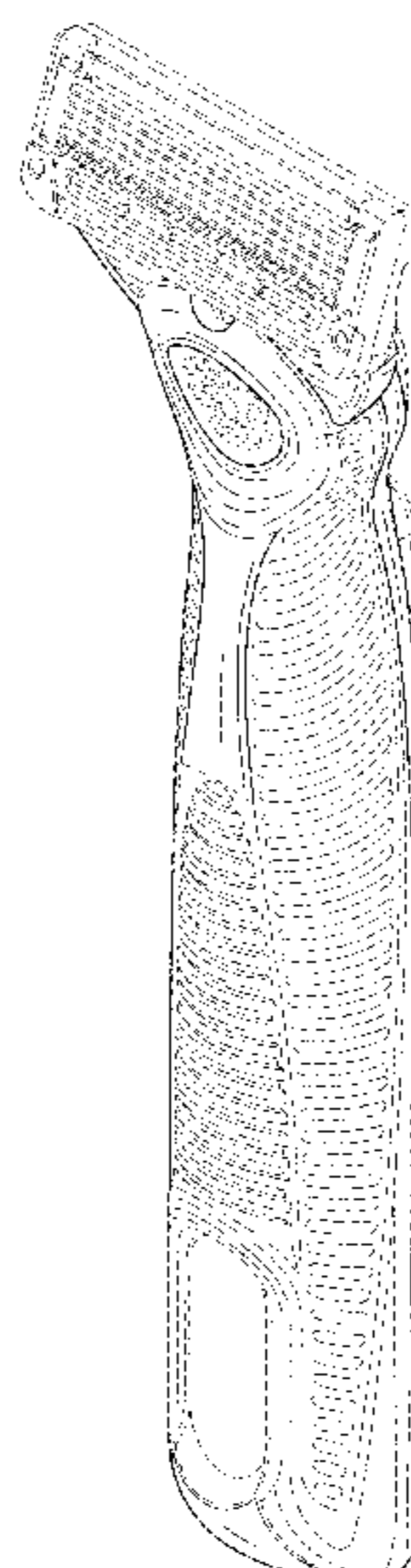
**DESCRIPTION**

FIG. 1 is a front perspective view of a design of a handle for a shaving razor of the present invention;  
FIG. 2 is a front view thereof;  
FIG. 3 is a back view thereof;  
FIG. 4 is a right side view thereof;  
FIG. 5 is a left side view thereof;  
FIG. 6 is a top view thereof; and,  
FIG. 7 is a bottom view thereof.

The broken line razor cartridge illustrates the environment of the claimed design. The remaining broken lines illustrate portions of the handle for a shaving razor. None of the broken line disclosures form part of the claimed design.

The dash-dot-dash broken lines define the bounds of the claimed and form no part thereof.

**1 Claim, 5 Drawing Sheets**



(56)

**References Cited**

U.S. PATENT DOCUMENTS

D661,425	S *	6/2012	Cataudella .....	D28/46
D661,426	S *	6/2012	Wain .....	D28/47
D675,378	S *	1/2013	Boulanger .....	D28/46
8,448,339	B2 *	5/2013	Walker, Jr. ....	B26B 21/4031
				30/50
8,782,904	B2 *	7/2014	Wain .....	B26B 21/446
				30/41
9,908,250	B2 *	3/2018	Hodgson .....	B26B 21/227
9,912,087	B2 *	3/2018	Broemse .....	H01R 12/732
D818,196	S *	5/2018	Szymanski .....	D28/46
D822,901	S *	7/2018	Shin .....	D28/48
D828,625	S *	9/2018	Forti .....	D28/48
D839,477	S *	1/2019	Hodgson .....	D28/46
D842,543	S *	3/2019	Ramm .....	D28/48
2017/0374710	A1 *	12/2017	Heubach .....	H05B 1/0252
2018/0159252	A1 *	6/2018	Broemse .....	H01R 12/732
2018/0222070	A1 *	8/2018	Burrowes .....	B26B 21/446
2018/0326605	A1 *	11/2018	Khubani .....	B26B 21/46

\* cited by examiner

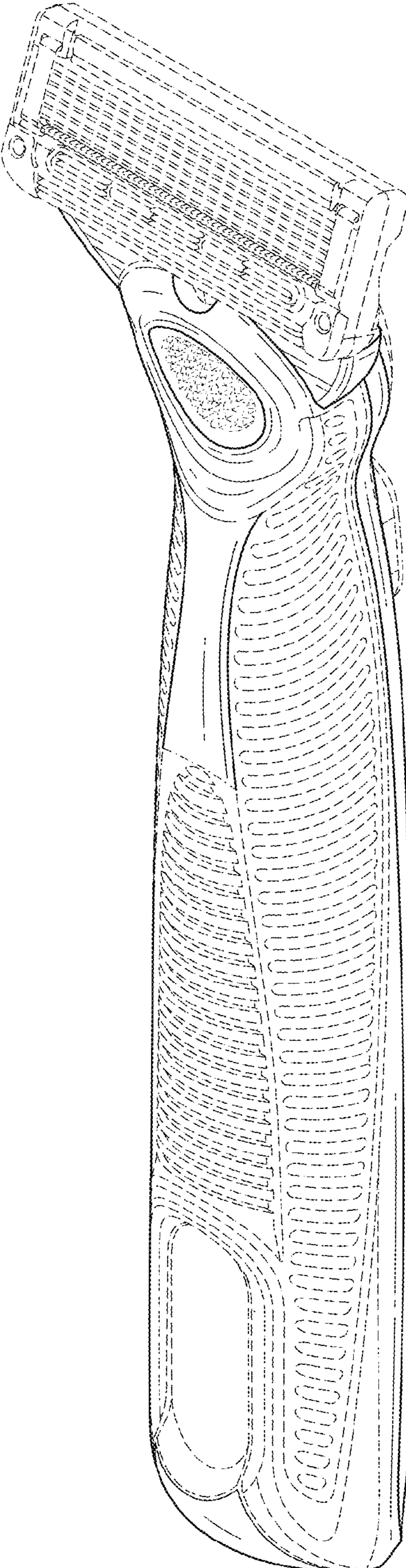


FIG. 1



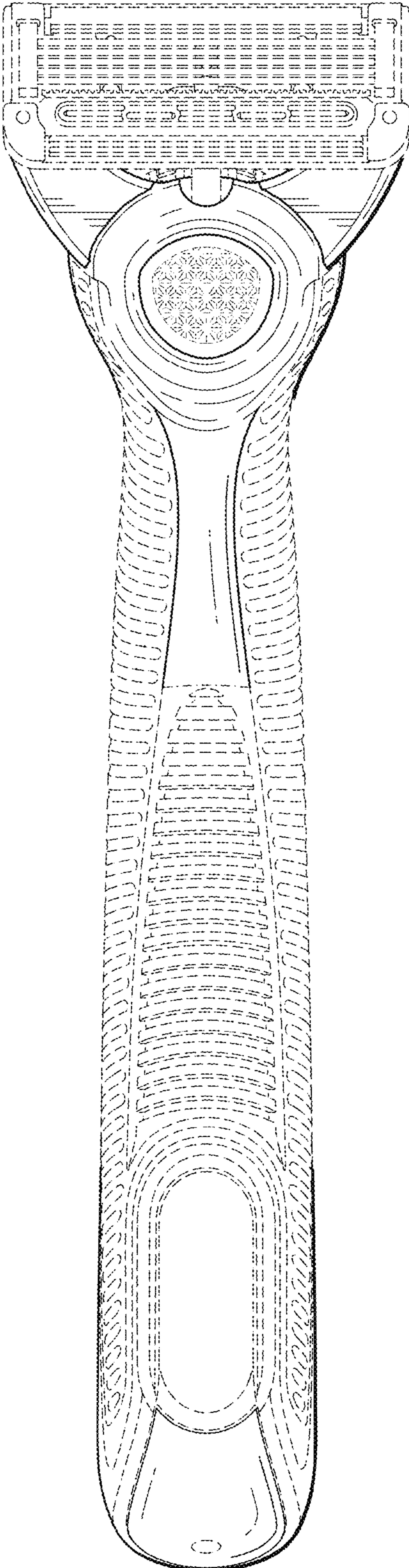


FIG. 2

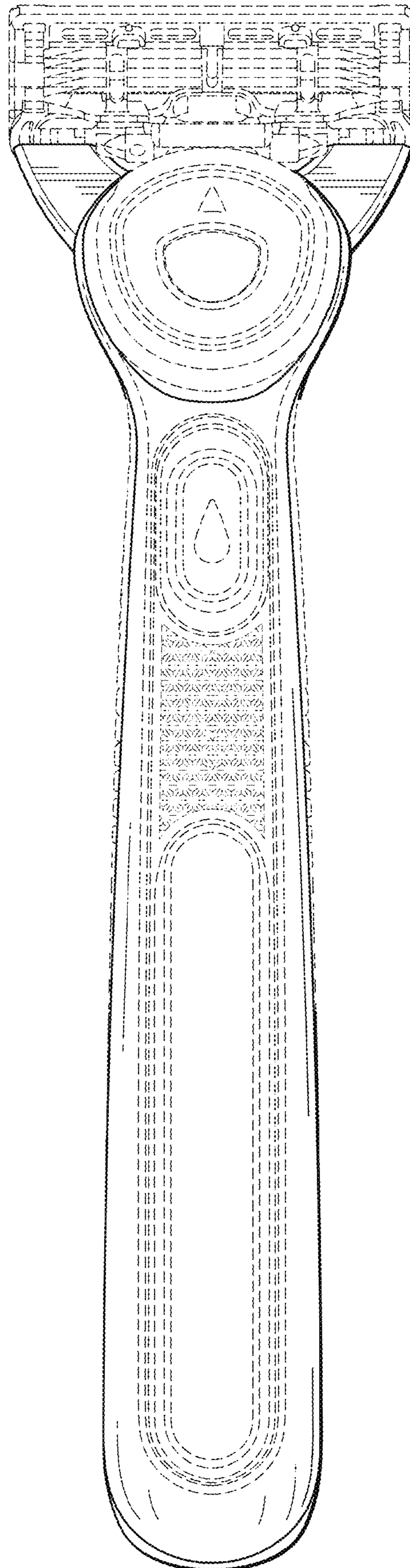


FIG. 3

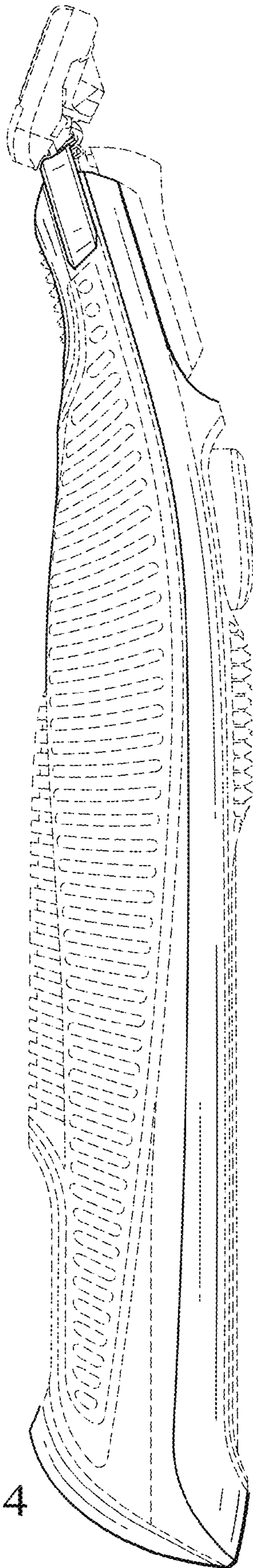


FIG. 4

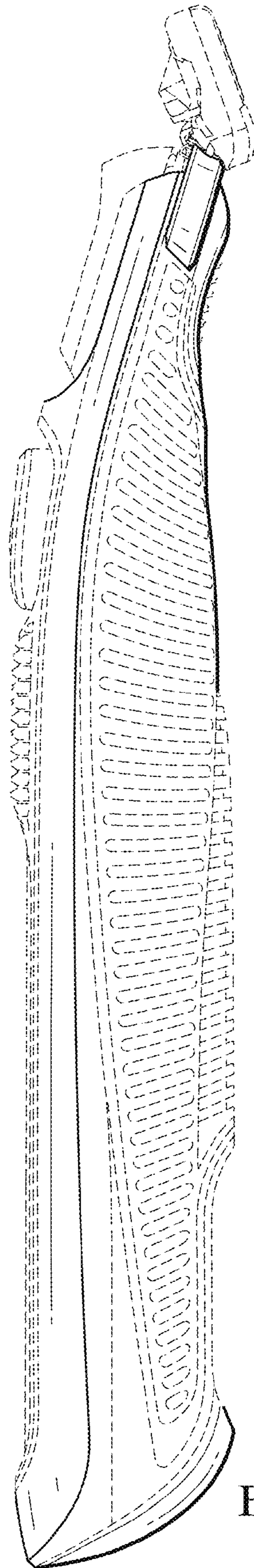


FIG. 5




FIG. 6

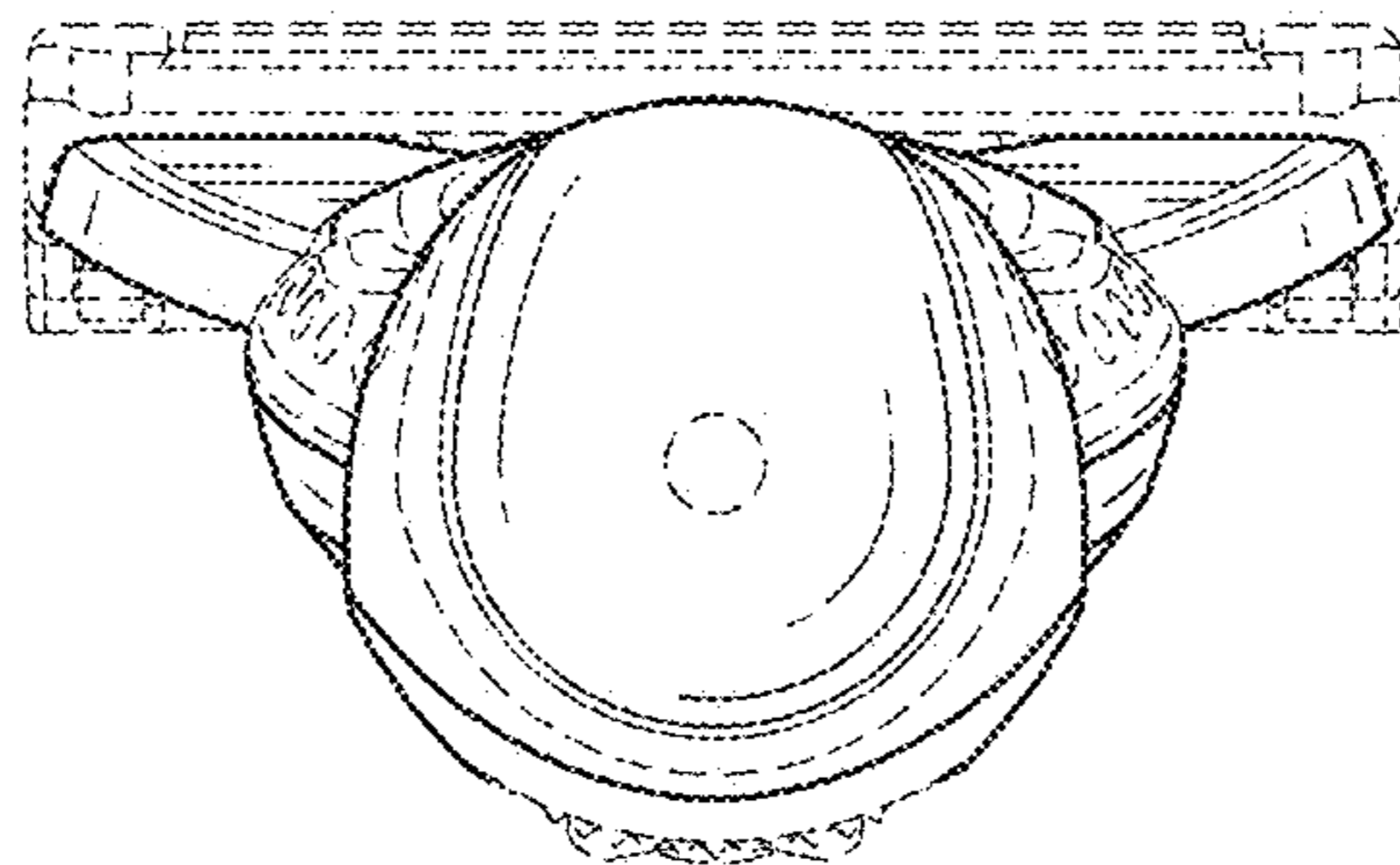


FIG. 7