



US00D912308S

(12) **United States Design Patent** (10) **Patent No.:** **US D912,308 S**  
**Chen** (45) **Date of Patent:** **\*\* Mar. 2, 2021**

(54) **ASHTRAY**  
(71) Applicant: **Ningbo Motorman E-commerce Co., Ltd., Ningbo (CN)**  
(72) Inventor: **Weizhen Chen, Ningbo (CN)**  
(73) Assignee: **NINGBO MOTORMAN E-COMMERCE CO., LTD., Ningbo (CN)**

D759,890 S 6/2016 Yanagida  
D768,440 S \* 10/2016 Pickering ..... D7/515  
D778,827 S \* 2/2017 Broadhurst, IV ..... D13/107  
D782,323 S \* 3/2017 Sezanayev ..... B65D 21/0217  
D9/645  
D801,578 S \* 10/2017 Keefer ..... D27/119  
D836,455 S \* 12/2018 Gillespie ..... D9/645  
D845,495 S \* 4/2019 Hayes ..... D24/195  
D851,838 S \* 6/2019 Fallon ..... D28/87  
D859,780 S \* 9/2019 Mockler ..... D1/102  
D869,891 S \* 12/2019 Follett ..... D7/301

(Continued)

(\*\*) Term: **15 Years**

**OTHER PUBLICATIONS**

(21) Appl. No.: **29/691,803**  
(22) Filed: **May 20, 2019**  
(51) **LOC (13) Cl.** ..... **27-03**  
(52) **U.S. Cl.**  
USPC ..... **D27/119**  
(58) **Field of Classification Search**  
USPC ..... D27/119, 106, 102, 105, 108, 113, 136,  
D27/137, 138; D7/518, 521, 539, 559;  
131/329, 174, 175  
CPC ..... A24F 19/00; A24F 19/10; A24F 19/105;  
A24F 19/0078; A24F 19/02; A24F  
19/005; A24F 19/0014; A24F 15/00;  
A24F 15/02; A24F 15/08; B44C 5/06  
See application file for complete search history.

<https://sc01.alicdn.com/kf/HTB1bHfXXcTxK1Rjy0Fgq6yovpXa3/220851562/HTB1bHfXXcTxK1Rjy0Fgq6yovpXa3.jpg> (Jun. 28, 2020).\*  
<https://www.aliexpress.com/i/32868874865.html> (May 2, 2017).\*

*Primary Examiner* — Marissa J Cash  
*Assistant Examiner* — Rebecca Tsehaye  
(74) *Attorney, Agent, or Firm* — Craft Chu PLLC;  
Andrew W. Chu

(57) **CLAIM**

The ornamental design for an ashtray, as shown and described.

**DESCRIPTION**


FIG. 1 is an upper perspective view of the ashtray showing my design;  
FIG. 2 is a side elevation view thereof;  
FIG. 3 is an opposite side elevation view thereof;  
FIG. 4 is a back elevation view thereof;  
FIG. 5 is a top plan view thereof;  
FIG. 6 is a front elevation view; and,  
FIG. 7 is another upper perspective view thereof, showing an opened configuration.  
The broken lines depict portions of the ashtray that form no part of the claimed design.

(56) **References Cited**

**U.S. PATENT DOCUMENTS**

D395,949 S 7/1998 Dye  
D399,596 S 10/1998 Underwood  
D424,882 S \* 5/2000 Santiago ..... D7/594  
6,156,088 A \* 12/2000 Cardarelli ..... A24F 19/0042  
131/231  
D441,608 S \* 5/2001 Tsunis ..... D7/301  
D455,225 S 4/2002 Whitlock  
D533,804 S \* 12/2006 Anastasiadis ..... D11/84  
D588,307 S \* 3/2009 Lambertz ..... D27/119  
D620,193 S \* 7/2010 Brent ..... D27/119  
D743,743 S \* 11/2015 Sanbar ..... D7/510

**1 Claim, 3 Drawing Sheets**




(56)

**References Cited**


U.S. PATENT DOCUMENTS

D881,608 S \* 4/2020 Fu ..... D6/601  
2016/0360906 A1 \* 12/2016 Pickering ..... A47G 19/2255

\* cited by examiner




**FIG. 1**

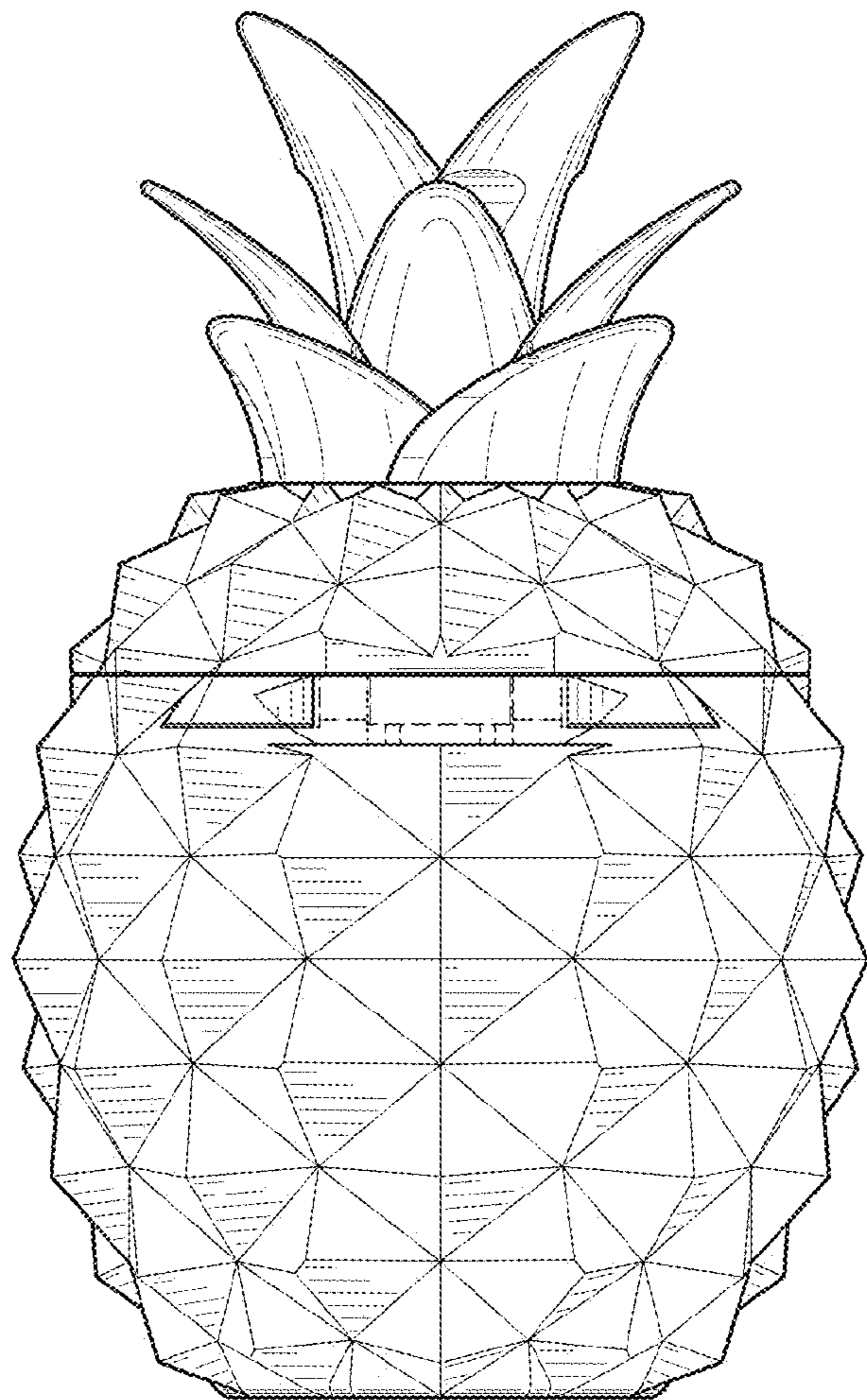


**FIG. 2**





**FIG. 3**



**FIG. 4**




FIG. 6




FIG. 5

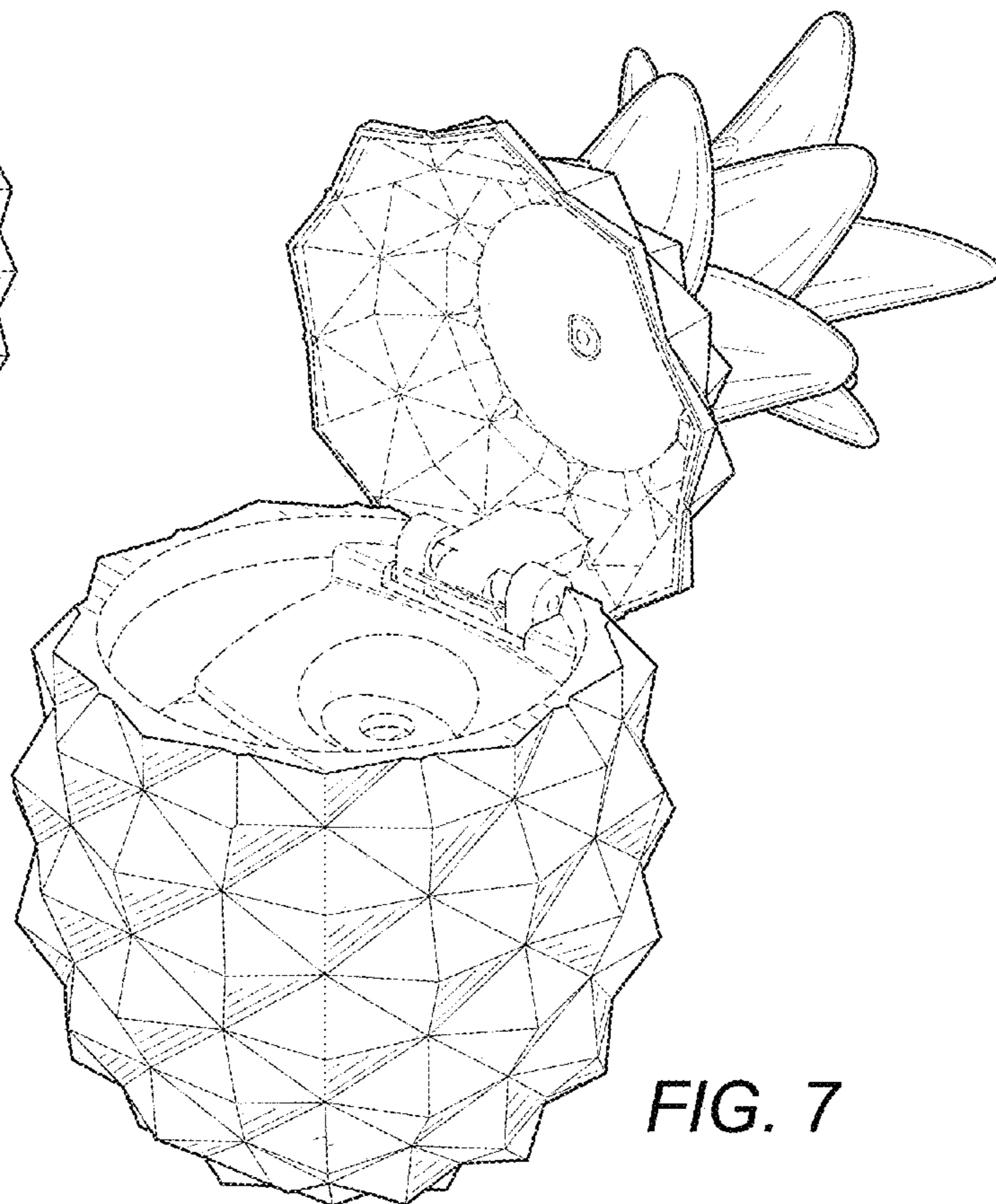


FIG. 7