



US00D912292S

(12) **United States Design Patent**  
**Hodgson**

(10) **Patent No.:** **US D912,292 S**

(45) **Date of Patent:** **\*\* Mar. 2, 2021**

(54) **TABLE LAMP**

D804,704 S \* 12/2017 Xia ..... D26/107  
D832,488 S \* 10/2018 Yu ..... D26/107  
D835,318 S \* 12/2018 Kaluza ..... D26/60

(71) Applicant: **The Daylight Company (Holdings) Limited**, London (GB)

\* cited by examiner

(72) Inventor: **Fraser Hodgson**, London (GB)

*Primary Examiner* — Brian N. Vinson

(73) Assignee: **The Daylight Company (Holdings) Limited**

(74) *Attorney, Agent, or Firm* — Laubscher & Laubscher, P.C.

(\*\*) Term: **15 Years**

(21) Appl. No.: **29/684,671**

(22) Filed: **Mar. 22, 2019**

(30) **Foreign Application Priority Data**

Oct. 12, 2018 (EM) ..... 005797743-0002

(51) **LOC (13) Cl.** ..... **26-03**

(52) **U.S. Cl.**  
USPC ..... **D26/65; D26/60**

(58) **Field of Classification Search**  
USPC ..... D26/61–65, 107, 108, 60  
CPC .... F21Y 2103/003; F21V 21/26; F21V 21/30;  
F21V 21/14; F21V 21/28; F21V 21/29  
See application file for complete search history.

(56) **References Cited**

**U.S. PATENT DOCUMENTS**

5,303,136 A \* 4/1994 Brown ..... F21V 21/29  
285/907  
D622,885 S \* 8/2010 Ng ..... D26/107  
D743,614 S \* 11/2015 Ng ..... D26/107


(57) **CLAIM**

The ornamental design for a table lamp, as shown.

**DESCRIPTION**

FIG. 1 is a front perspective view of a table lamp according to my invention;  
FIG. 2 is a front elevation view thereof;  
FIG. 3 is a rear elevation view thereof;  
FIG. 4 is a right side elevation view thereof;  
FIG. 5 is a left side elevation view thereof;  
FIG. 6 is a top plan view thereof; and,  
FIG. 7 is a bottom plan view thereof.

**1 Claim, 5 Drawing Sheets**



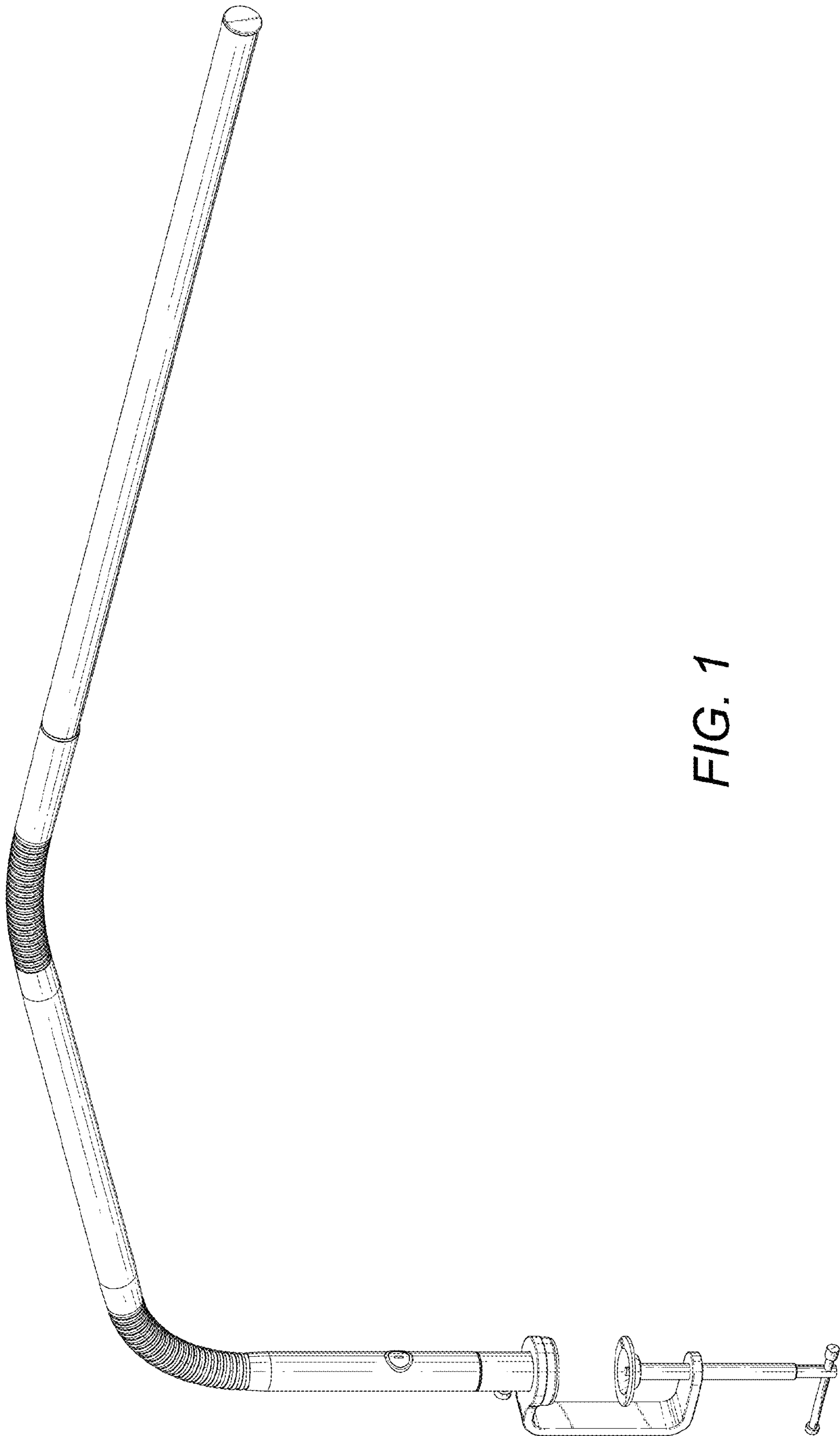


FIG. 1

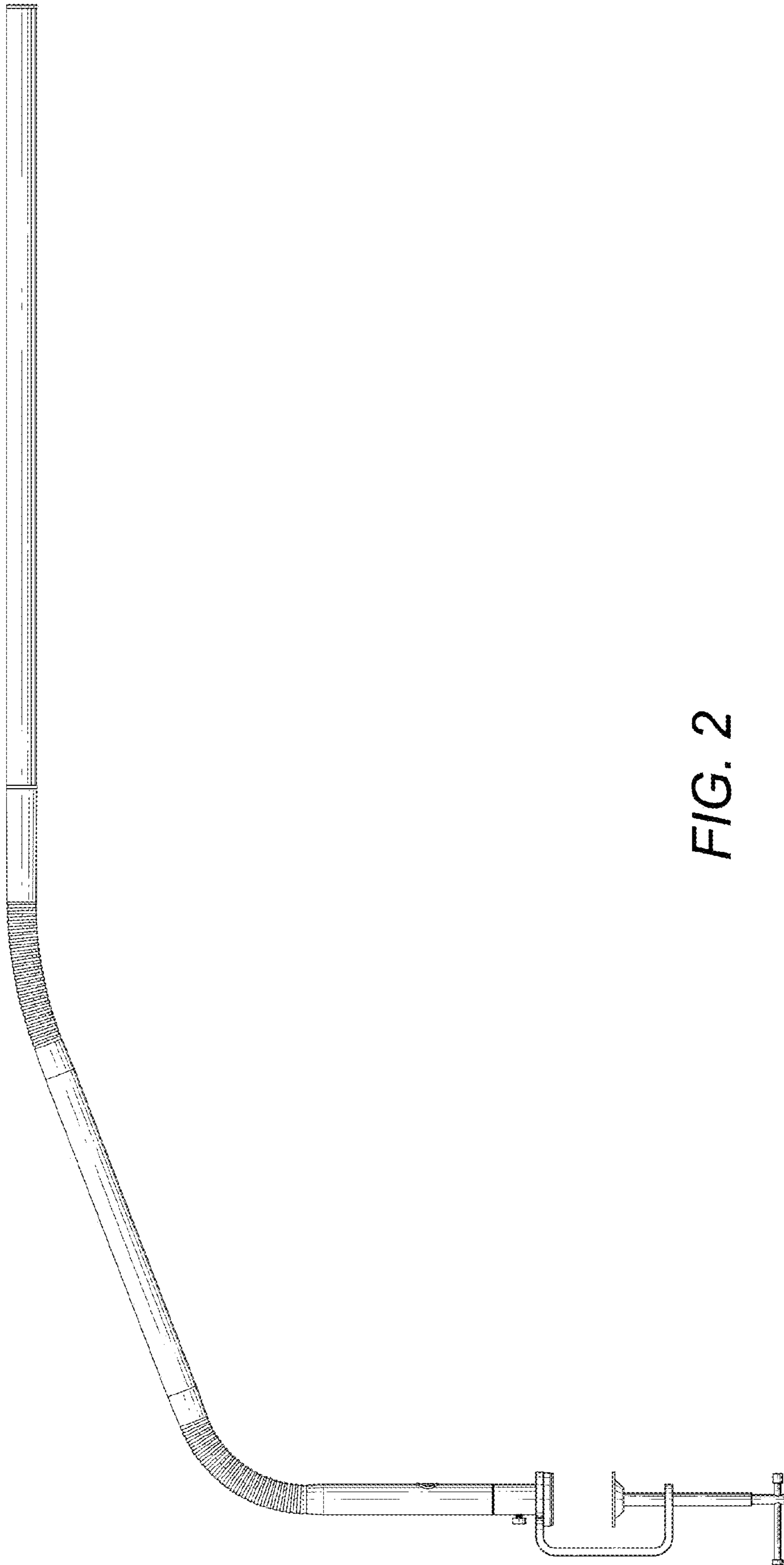


FIG. 2

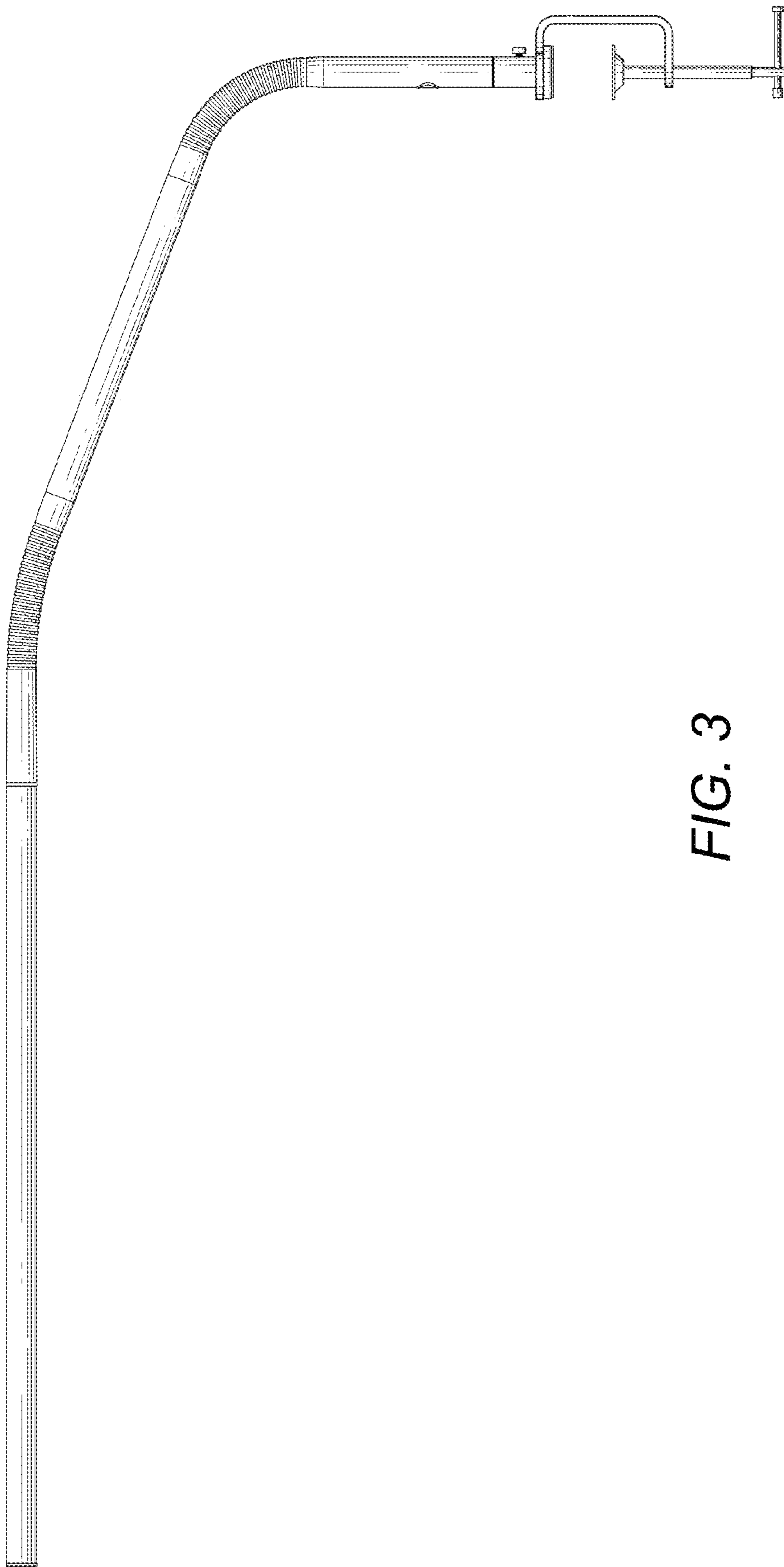


FIG. 3

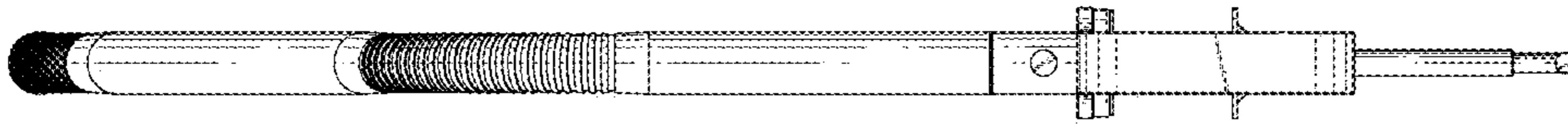


FIG. 5




FIG. 4

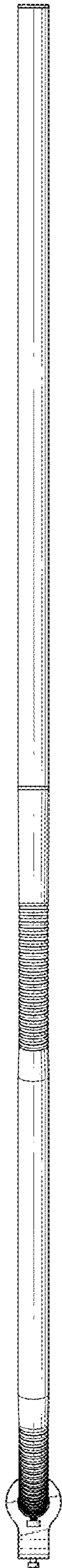


FIG. 6

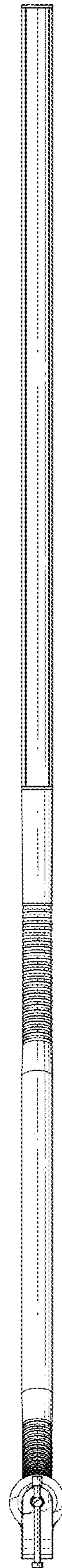


FIG. 7