



US00D912287S

(12) **United States Design Patent** (10) **Patent No.:** **US D912,287 S**
Kang et al. (45) **Date of Patent:** **** Mar. 2, 2021**

(54) **REAR COMBINATION LAMP FOR VEHICLES**
(71) Applicants: **HYUNDAI MOTOR COMPANY**, Seoul (KR); **KIA MOTORS CORPORATION**, Seoul (KR)
(72) Inventors: **Deuk-Heon Kang**, Hwaseong-si (KR); **Ji-Won Yun**, Seoul (KR)
(73) Assignees: **Hyundai Motor Company**, Seoul (KR); **Kia Motors Corporation**, Seoul (KR)

D705,960 S * 5/2014 Kim D26/28
D714,986 S * 10/2014 Moon D26/28
D728,136 S * 4/2015 Ha D26/28
D756,002 S * 5/2016 Tsuchie D26/28
D767,178 S * 9/2016 Liu D26/28
D785,831 S * 5/2017 Park D26/28
D818,161 S * 5/2018 Ha D26/28
D824,057 S * 7/2018 Kang D26/28
D894,445 S * 8/2020 Allmendinger D26/28
D895,865 S * 9/2020 Cha D26/28
D897,008 S * 9/2020 Kim D26/28

* cited by examiner

(**) Term: **15 Years**

Primary Examiner — Kevin K Rudzinski

Assistant Examiner — Richard Kearney

(21) Appl. No.: **35/508,238**

(74) *Attorney, Agent, or Firm* — Mintz Levin Cohn Ferris Glovsky and Popeo, P.C.; Peter F. Corless; Carolina E. Säve

(22) Filed: **Jun. 14, 2019**

(80) **Hague Agreement Data**

Int. Filing Date: **Jun. 14, 2019**
Int. Reg. No.: **DM/205122**
Int. Reg. Date: **Jun. 14, 2019**
Int. Reg. Pub. Date: **Dec. 27, 2019**

(57) **CLAIM**

The ornamental design for a rear combination lamp for vehicles, as shown and described.

(30) **Foreign Application Priority Data**

Dec. 17, 2018 (KR) 30-2018-0059594

(51) **LOC (13) Cl.** **26-06**

(52) **U.S. Cl.**
USPC **D26/28**

(58) **Field of Classification Search**
USPC D26/28, 29, 34–36
CPC .. F21S 41/00; F21S 41/20; F21S 41/30; F21S 43/14; F21S 43/15; F21S 43/20; B60Q 1/30; B60Q 1/2607; B60Q 1/2619; B60Q 1/2696; B62J 6/04
See application file for complete search history.

DESCRIPTION

- 1. Rear combination lamp for vehicles
- 1.1 : Perspective
- 1.2 : Front
- 1.3 : Back
- 1.4 : Left
- 1.5 : Right
- 1.6 : Top
- 1.7 : Bottom

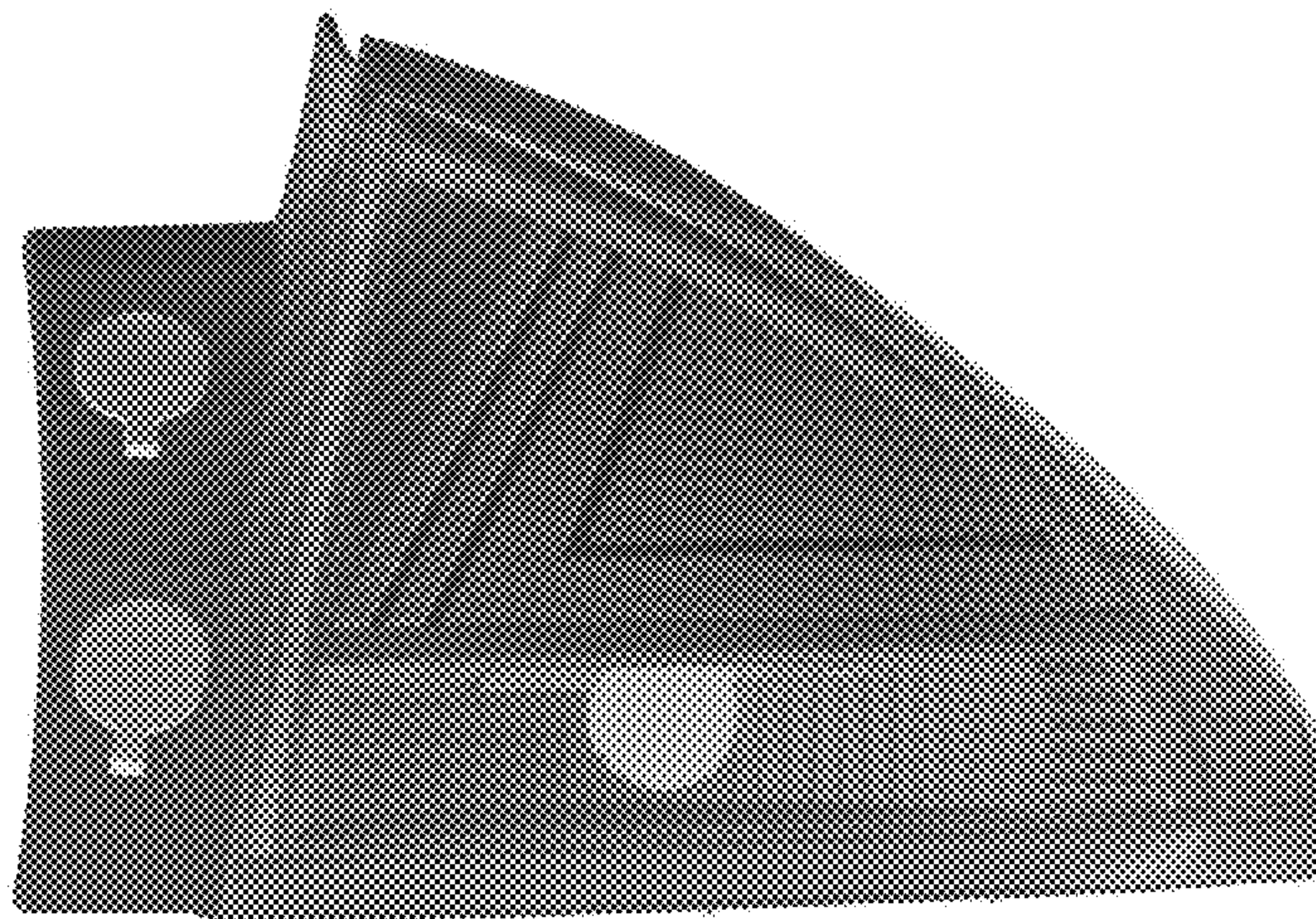
Reproduction 1.1 is a perspective view of a rear combination lamp for vehicles showing our new design; reproduction 1.2 is a front elevation view thereof; reproduction 1.3 is a rear elevation view thereof; reproduction 1.4 is a left side elevation view thereof; reproduction 1.5 is a right side elevation view thereof; reproduction 1.6 is a top plan view thereof; and reproduction 1.7 is a bottom plan view thereof.

(56) **References Cited**


U.S. PATENT DOCUMENTS

D606,214 S * 12/2009 Lamm D26/28
D675,353 S * 1/2013 Kazama D26/28

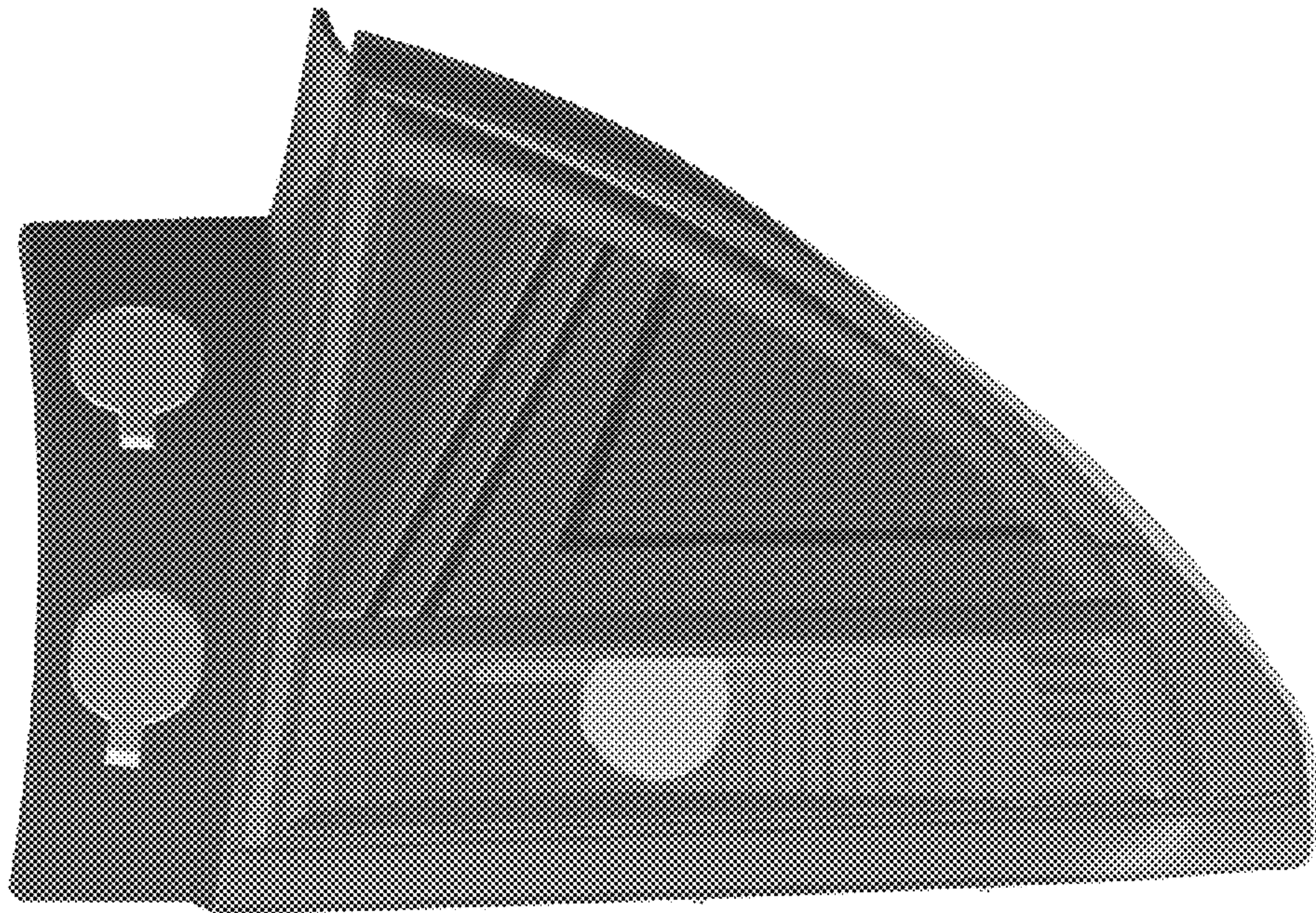
1 Claim, 7 Drawing Sheets




1.1



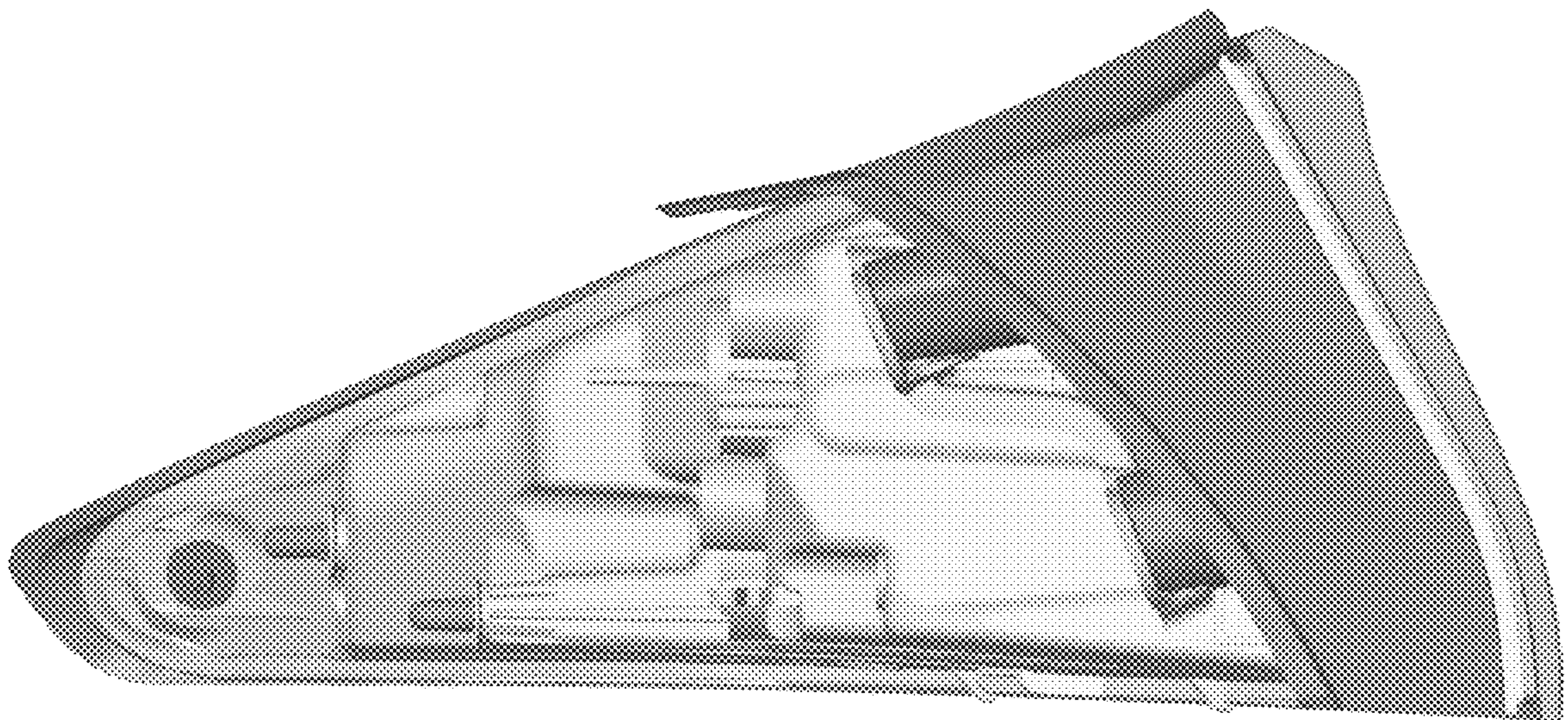
1.2




1.3



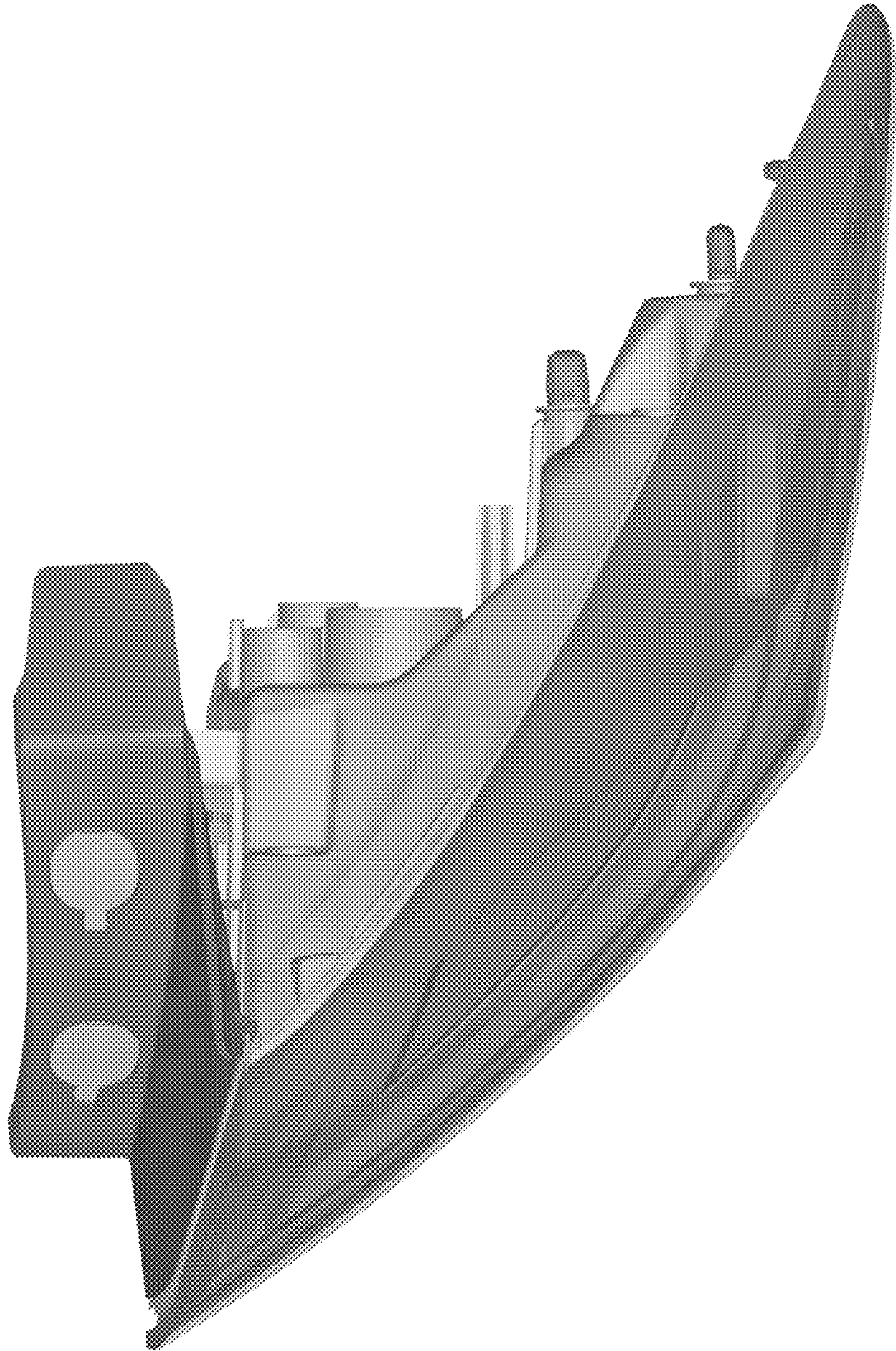
1.4



1.5



1.6



1.7

