



US00D912258S

(12) **United States Design Patent**
Boyles

(10) **Patent No.:** **US D912,258 S**
(45) **Date of Patent:** **** Mar. 2, 2021**

- (54) **MULTIPLE PACIFIER HOLDER**
- (71) Applicant: **Deborah J. Boyles**, Falls Church, VA (US)
- (72) Inventor: **Deborah J. Boyles**, Falls Church, VA (US)
- (**) Term: **15 Years**
- (21) Appl. No.: **29/712,234**
- (22) Filed: **Nov. 6, 2019**
- (51) **LOC (13) Cl.** **24-04**
- (52) **U.S. Cl.**
USPC **D24/193**
- (58) **Field of Classification Search**
USPC D24/193–195, 197, 199; D7/675–676
CPC A61J 17/00; A61J 17/113
See application file for complete search history.

(56) **References Cited**

U.S. PATENT DOCUMENTS

D154,316	S	*	6/1949	Price et al.	D7/676
D154,319	S	*	6/1949	Price	D7/676
4,972,980	A	*	11/1990	Parsons	A61J 17/111
						224/194
D337,385	S	*	7/1993	Lussier	D24/193
D411,013	S		6/1999	Boyles		
D604,999	S	*	12/2009	Ablo	D7/675
D614,456	S	*	4/2010	Ablo	D7/675
D745,691	S	*	12/2015	Diamond	D24/194
2017/0121057	A1	*	5/2017	Sierson	B65D 25/04
2020/0337949	A1	*	10/2020	Rosen	A61J 17/113

OTHER PUBLICATIONS

Keewah 4.2 inch Scared Cat Cookie Cutter—Stainless Steel, posted 2019 [online], (retrieved Oct. 29, 2020). Retrieved from the internet, <https://www.amazon.com/4-2-inch-Scared-Cookie-Cutter/dp/>

B07V6K6F8J/ref=pd_di_scai_5/143-6695232-1484047?_encoding=UTF8&pd_rd_i=B07%E2%80%A6 (Year: 2019).*
Keewah Large Halloween Cookie Cutter Set—7 Piece—Stainless Steel, posted 2019 [online], (retrieved Oct. 29, 2020). Retrieved from the internet, https://www.amazon.com/Large-Halloween-Cookie-Cutter-Set/dp/B07V6MCF8D/ref=pd_sbs_79_13?_encoding=UTF8&pd_rd_i=B07V6MCF8D&pd_rd%2%80%A6 (Year: 2019).*

* cited by examiner

Primary Examiner — Kevin K Rudzinski

Assistant Examiner — J. Thorn, Sr.

(74) *Attorney, Agent, or Firm* — Stuebaker & Brackett PC

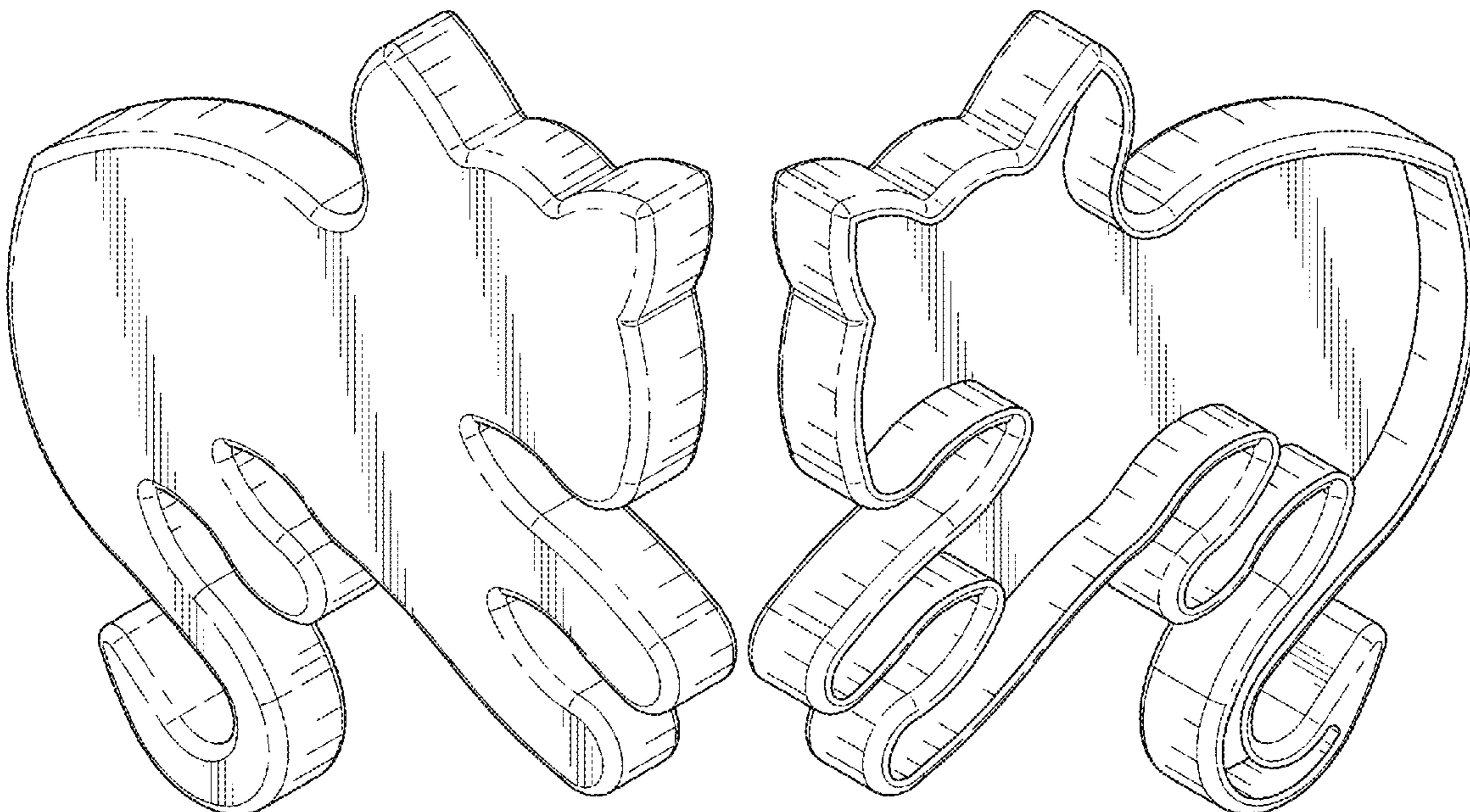
(57) **CLAIM**

The ornamental design for a multiple pacifier holder, as shown and described.

DESCRIPTION

FIG. 1 is a front, top, and right side perspective view of a multiple pacifier holder showing our new design;
FIG. 2 is a rear, top, and right side perspective view thereof;
FIG. 3 is a front view thereof;
FIG. 4 is a rear view thereof;
FIG. 5 is a top view thereof;
FIG. 6 is a bottom view thereof;
FIG. 7 is a left side view thereof; and,
FIG. 8 is a right side view thereof.

1 Claim, 5 Drawing Sheets



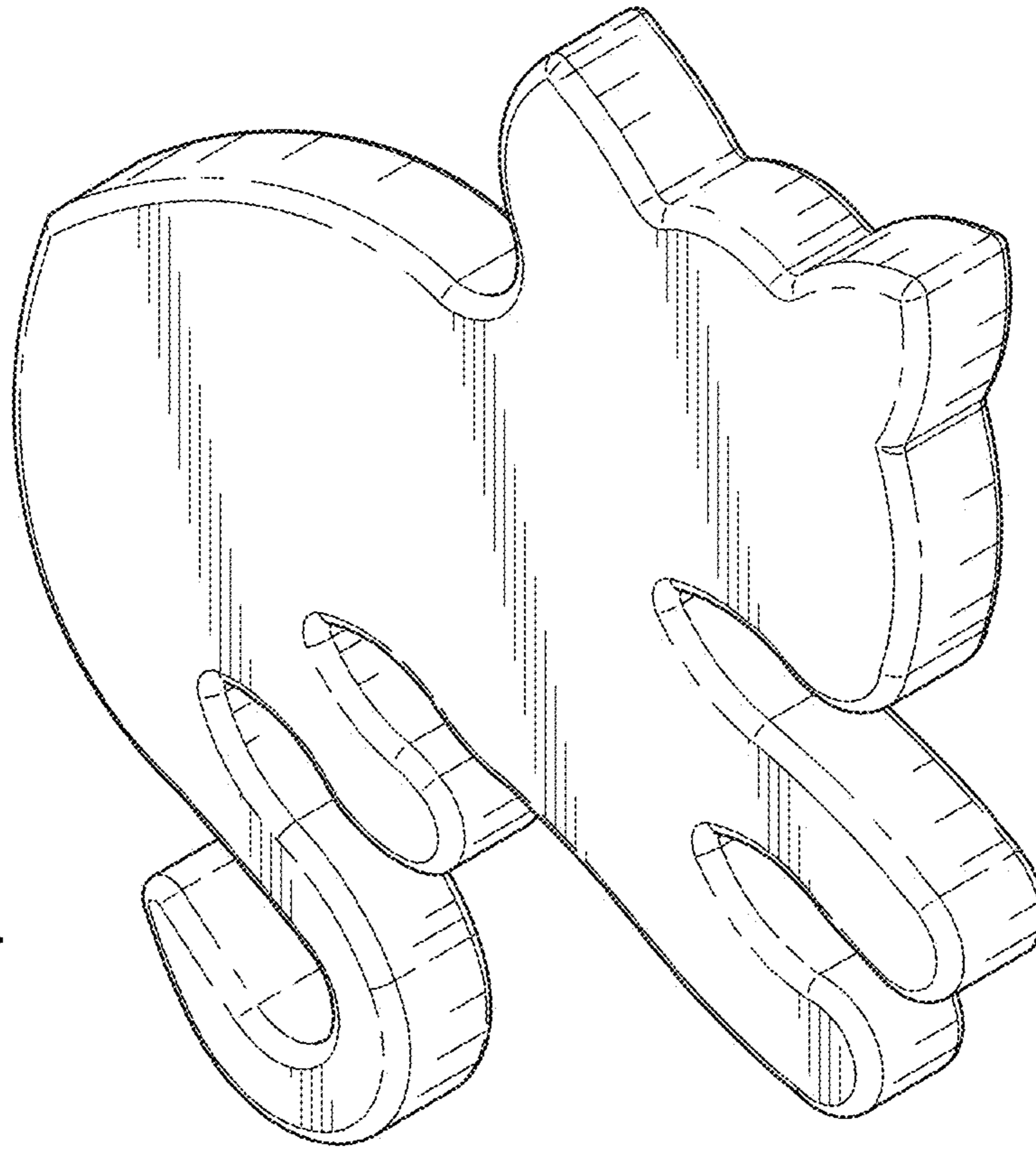


FIG. 1

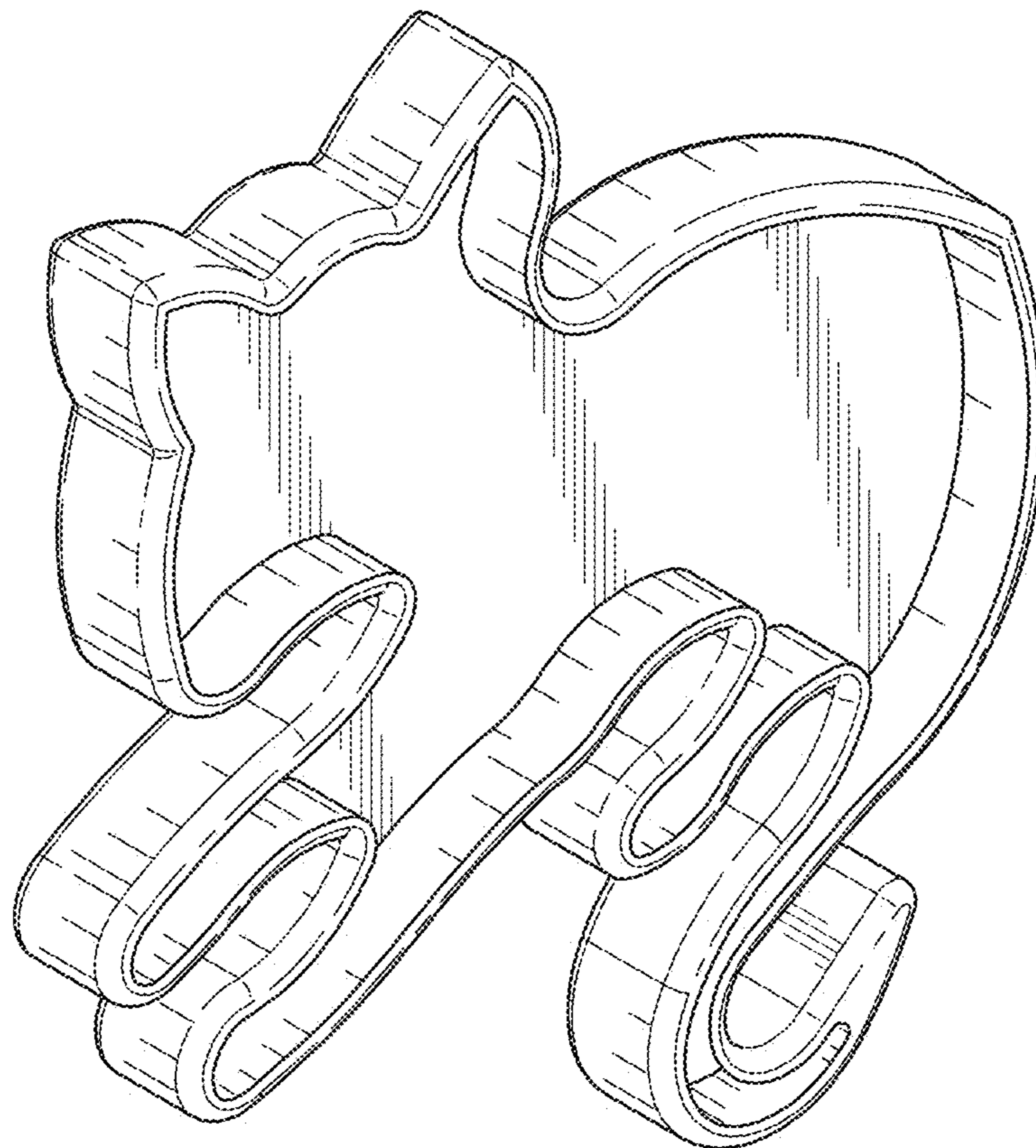


FIG. 2

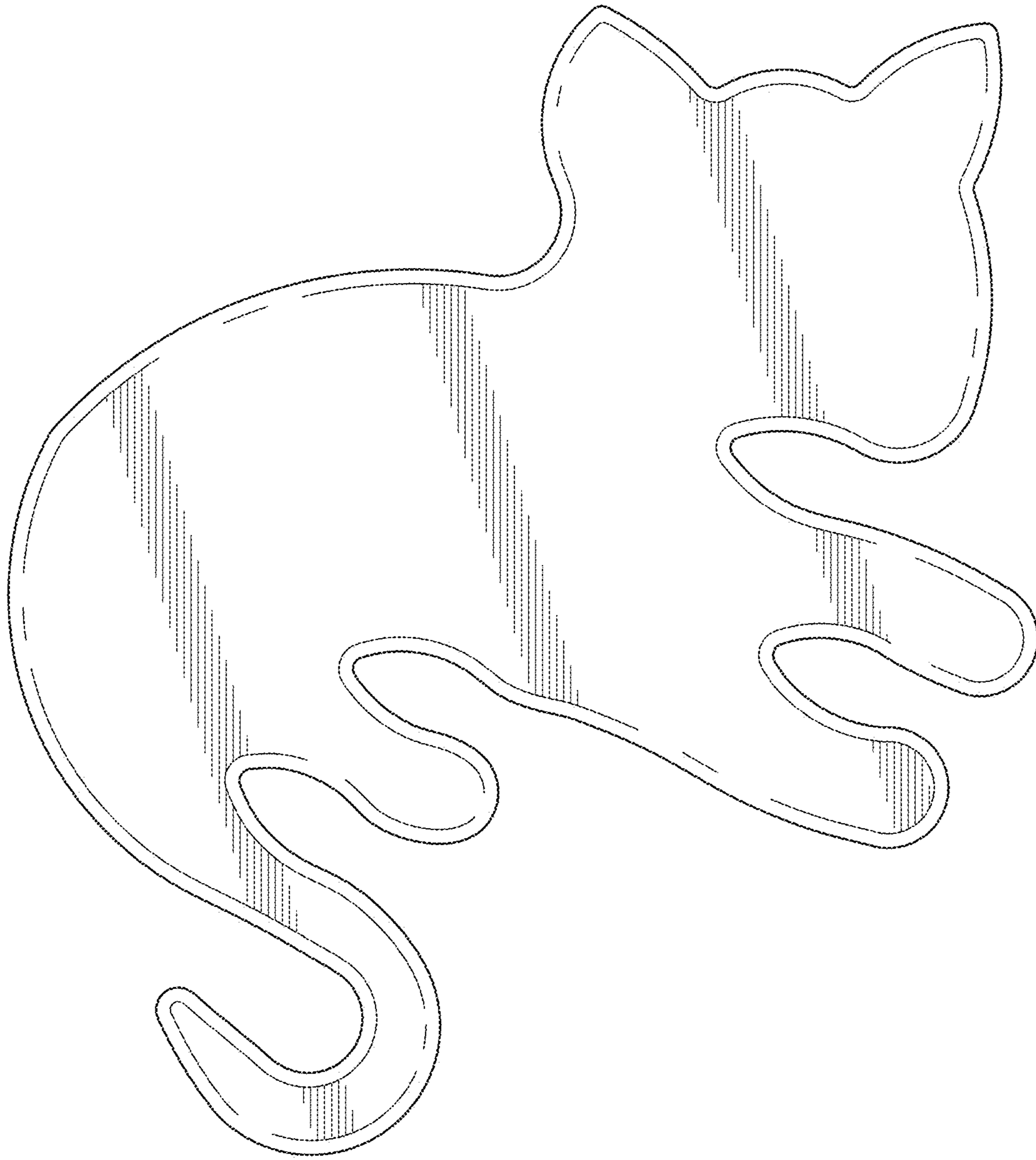


FIG. 3

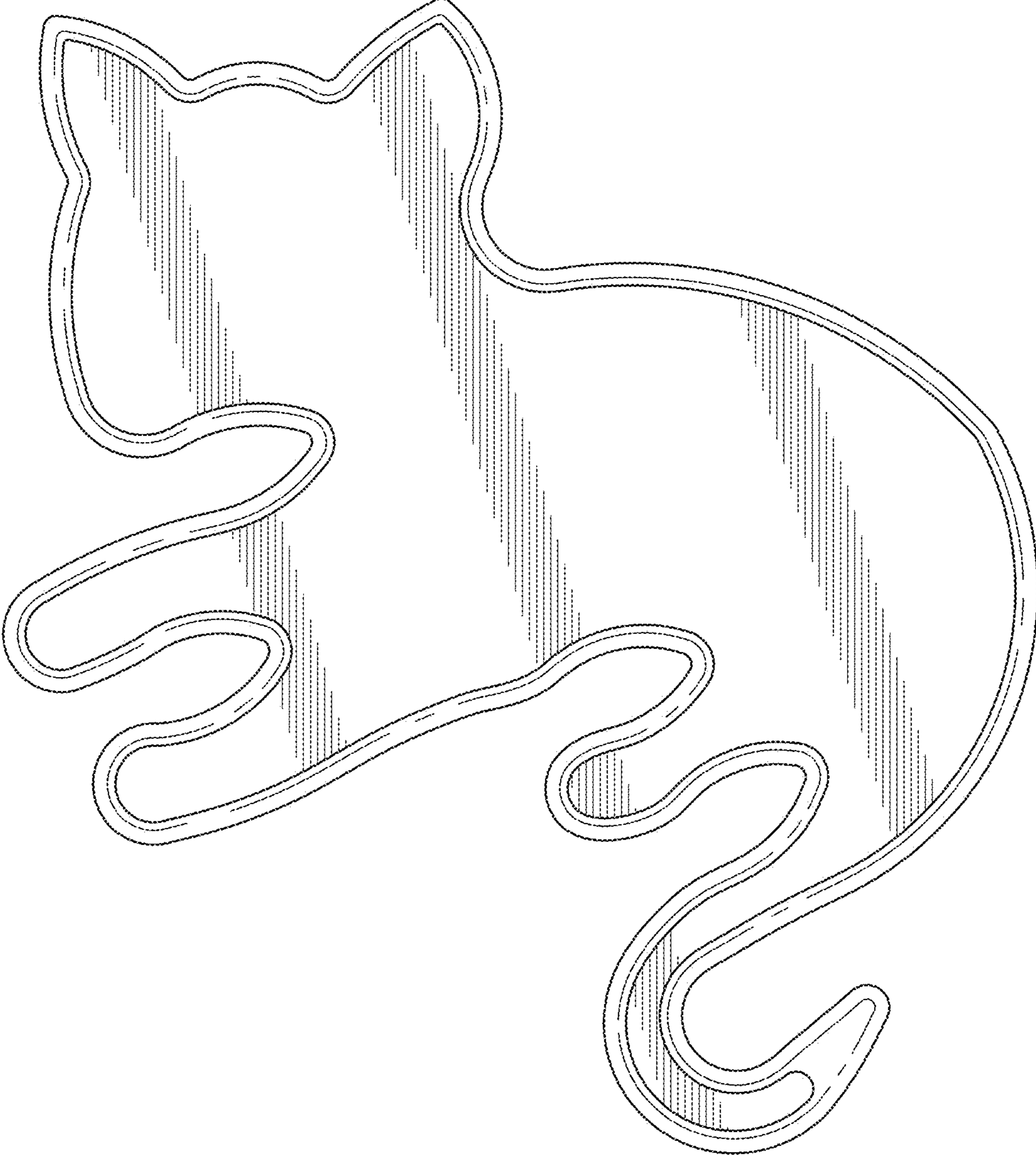


FIG. 4

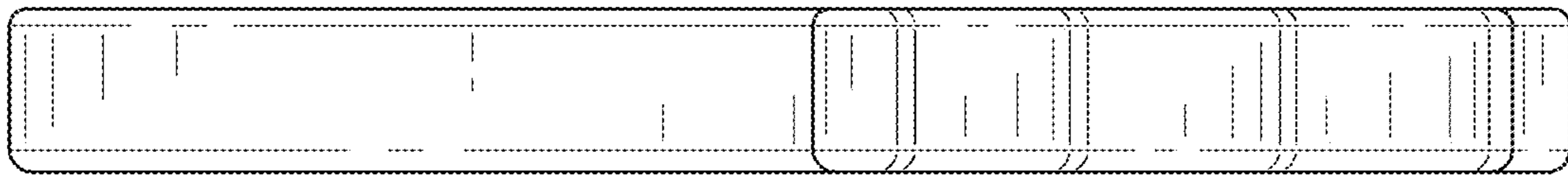


FIG. 5

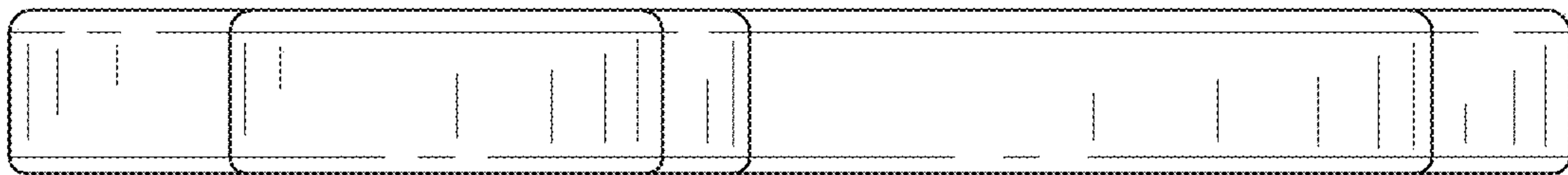


FIG. 6



FIG. 7

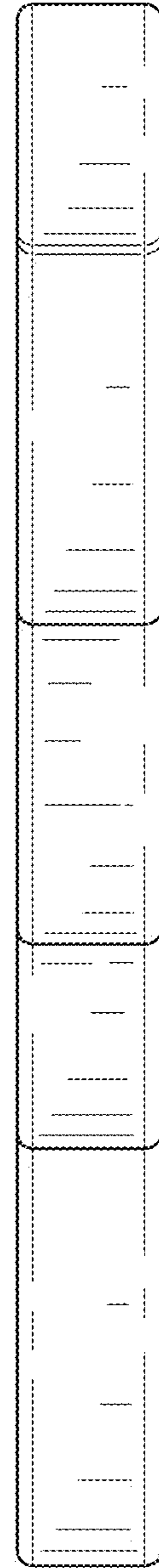


FIG. 8