



US00D912257S

(12) **United States Design Patent**
Day et al.

(10) **Patent No.:** **US D912,257 S**
(45) **Date of Patent:** **** Mar. 2, 2021**

(54) **FABRIC HEAD COVERING**

- (71) Applicant: **X Development LLC**, Mountain View, CA (US)
- (72) Inventors: **Matthew David Day**, Oakland, CA (US); **Gabriella Levine**, San Francisco, CA (US)
- (73) Assignee: **X Development LLC**, Mountain View, CA (US)
- (**) Term: **15 Years**

(21) Appl. No.: **29/692,120**

(22) Filed: **May 22, 2019**

(51) **LOC (13) Cl.** **24-01**

(52) **U.S. Cl.**
USPC **D24/191**

(58) **Field of Classification Search**
USPC D24/191, 155, 188–190, 200, 206, 231;
D29/102, 108
CPC ... A61F 13/12; A61M 16/06; A61M 16/0683;
A61M 16/0633; A61B 5/6814
See application file for complete search history.

(56) **References Cited**

U.S. PATENT DOCUMENTS

- 2,647,259 A * 8/1953 Hutton A42B 1/12
2/68
- 2,827,896 A * 3/1958 Ward A61H 1/0218
602/36
- D295,446 S * 4/1988 Lundell D2/867
- 5,361,416 A * 11/1994 Petrie A42B 3/08
2/171
- 6,039,710 A * 3/2000 Kelley A45D 44/22
128/857

(Continued)

OTHER PUBLICATIONS

Buzzfeed. 17 Ways To Make Getting Your Wisdom Teeth Out So Much Better. May 15, 2017. <https://www.buzzfeed.com/samanthawieder/ways-to-make-getting-your-wisdom-teeth-out-so-much-better> (Year: 2017).*

Primary Examiner — Darcey E Gottschalk

(74) *Attorney, Agent, or Firm* — Fish & Richardson P.C.

(57) **CLAIM**

The ornamental design for a fabric head covering, substantially as shown and described.

DESCRIPTION

FIG. 1 is a perspective view of a fabric head covering for holding electroencephalogram (EEG) sensors.

FIG. 2 is a top view of the fabric head covering of FIG. 1.

FIG. 3 is a bottom view of the fabric head covering of FIG. 1.

FIG. 4 is a right side view of the fabric head covering of FIG. 1.

FIG. 5 is a left side view of the fabric head covering of FIG. 1.

FIG. 6 is a front view of the fabric head covering of FIG. 1.

FIG. 7 is a rear view of the fabric head covering of FIG. 1.

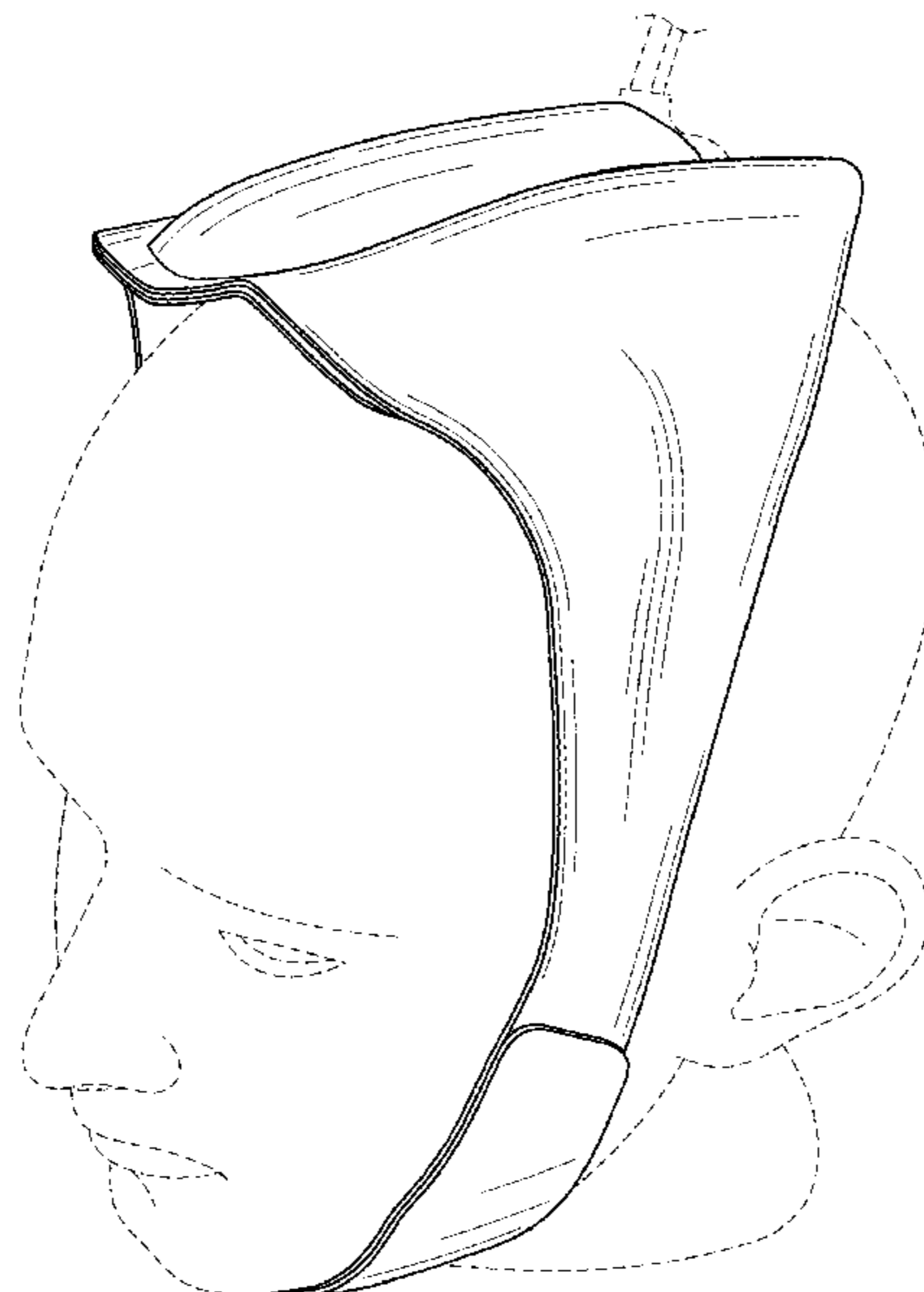
FIG. 8 is a perspective view of the fabric head covering of FIG. 1 as worn on a user's head that is formed from a stiff type of fabric material.

FIG. 9 is a left side view of the fabric head covering of FIG. 1 as worn on a user's head; and,

FIG. 10 is a rear view of the fabric head covering of FIG. 1 as worn on a user's head.

The broken lines in each figure illustrate features that form no part of the claimed design. In FIGS. 8-10 the fabric head covering is illustrated as being worn on a user's head. The user's head is illustrated as an environmental feature and forms no part of the claimed design.

1 Claim, 7 Drawing Sheets



(56)

References Cited

U.S. PATENT DOCUMENTS

7,000,615 B2 * 2/2006 Taylor-Kennedy A61F 5/56
128/857
D683,860 S * 6/2013 Quimby D24/191
D690,020 S * 9/2013 Quimby D24/191
9,149,393 B2 * 10/2015 Cumming A61F 13/12
D794,809 S * 8/2017 Gramza D24/190
D828,569 S * 9/2018 Mercuro D24/191
D831,220 S * 10/2018 Chase D24/189
D835,287 S 12/2018 Maletic
D837,455 S * 1/2019 Dickie D29/102
D841,825 S * 2/2019 Rogers D24/206
D866,773 S * 11/2019 Hsu D24/191
D879,309 S * 3/2020 Reinke D24/190
10,632,275 B2 * 4/2020 Wong A61M 16/0683

* cited by examiner

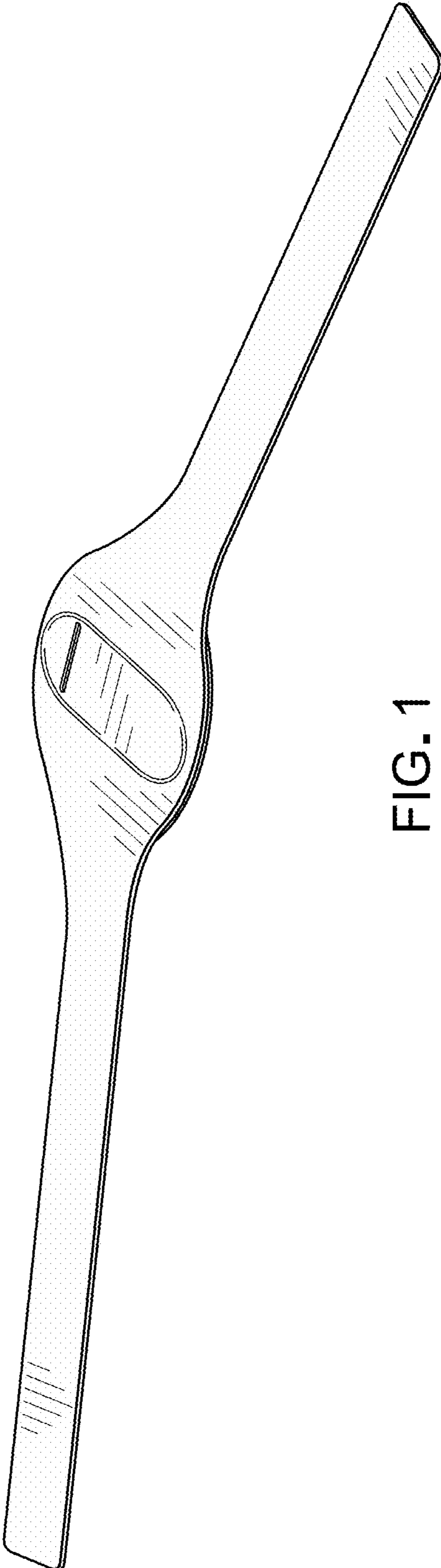


FIG. 1

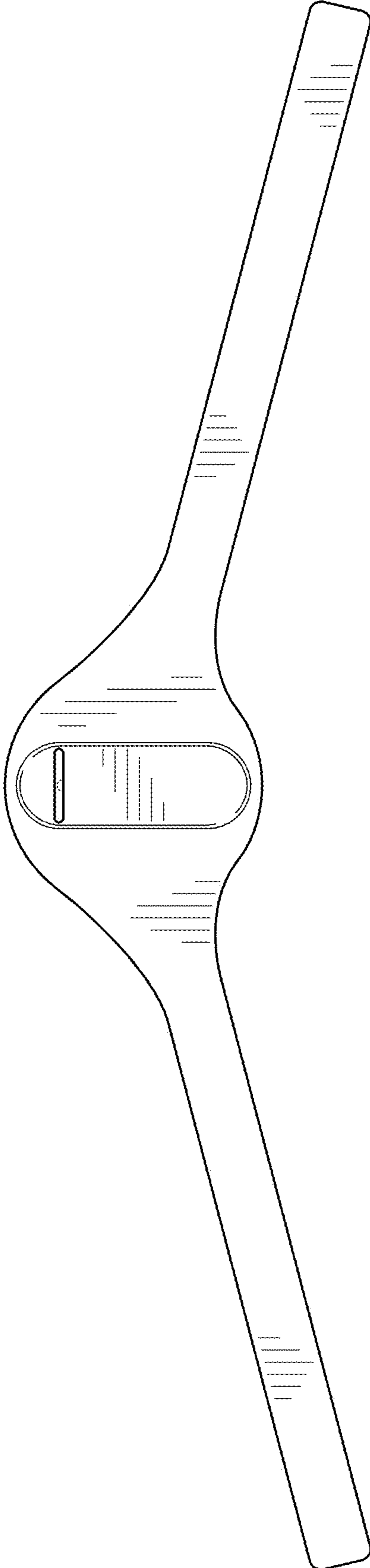


FIG. 2

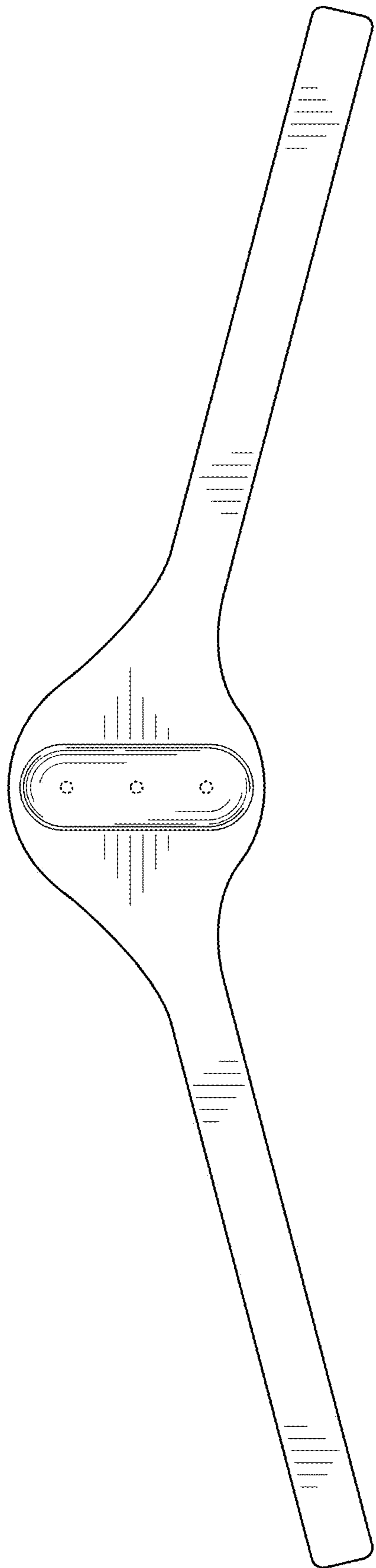


FIG. 3



FIG. 4




FIG. 5



FIG. 6



FIG. 7

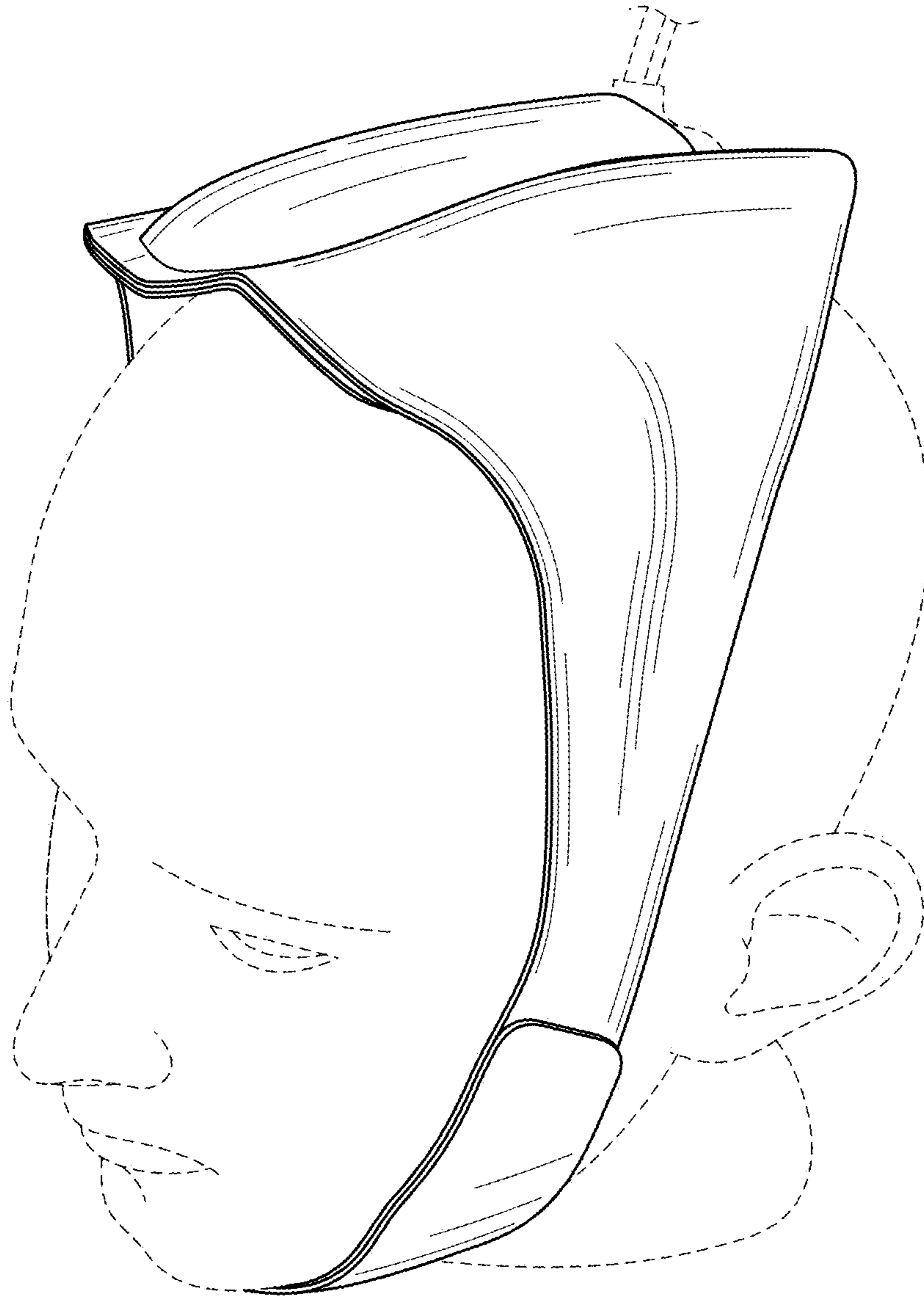


FIG. 8

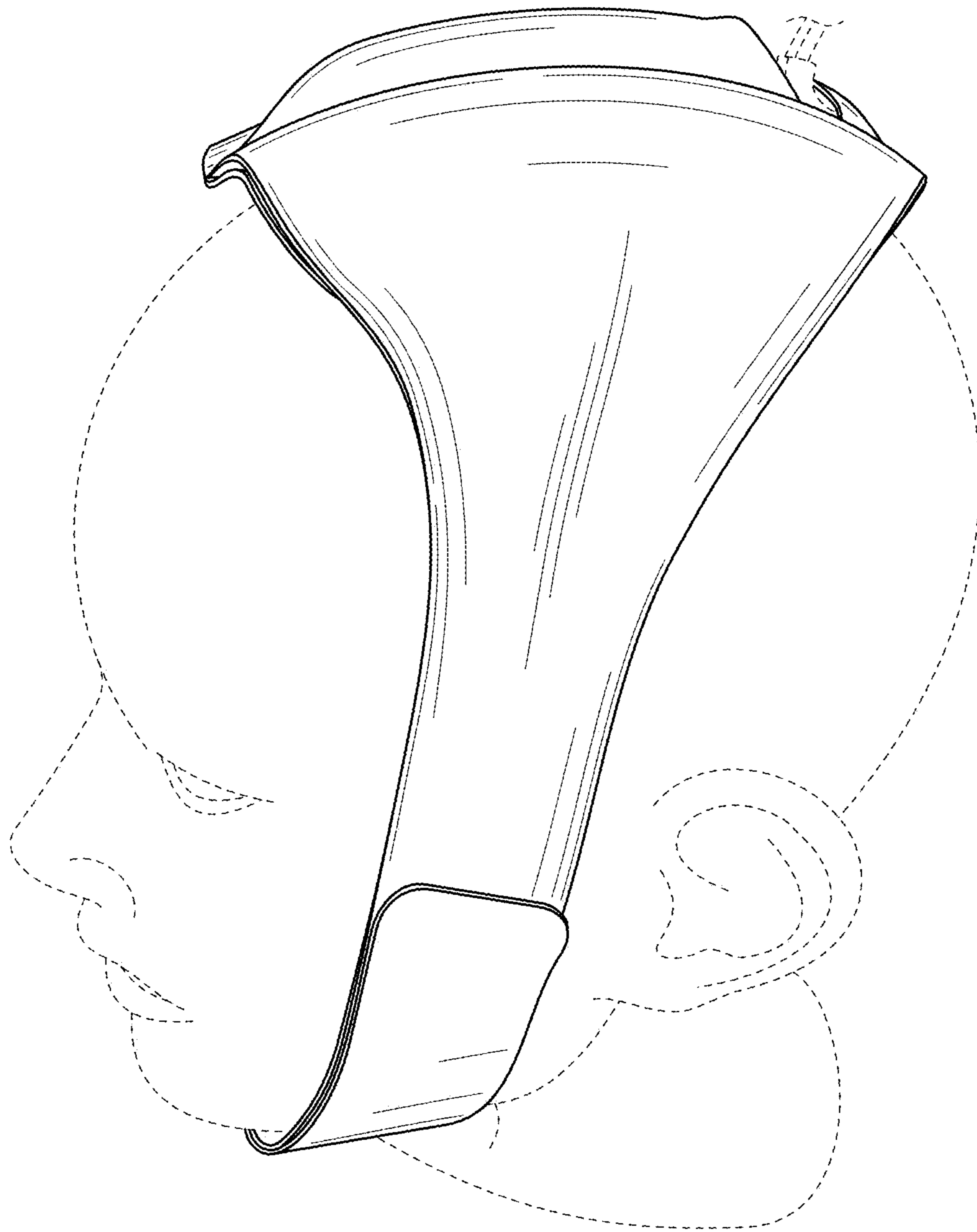


FIG. 9

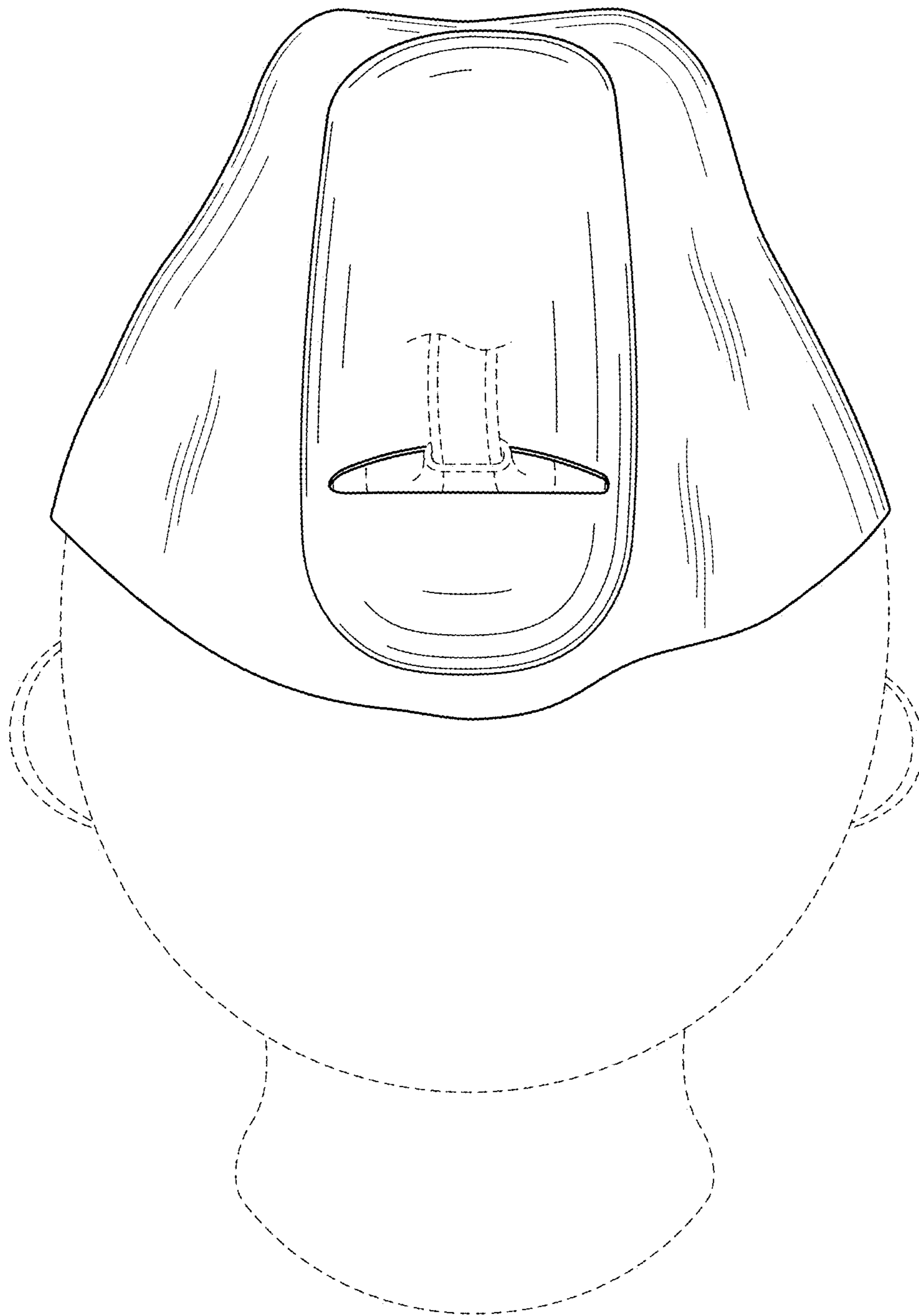


FIG. 10