



US00D912249S

(12) **United States Design Patent**
Smith et al.

(10) **Patent No.:** **US D912,249 S**
(45) **Date of Patent:** **** Mar. 2, 2021**

- (54) **IMPLANT REMOVAL TOOL**
- (71) Applicant: **Intarcia Therapeutics, Inc.**, Boston, MA (US)
- (72) Inventors: **Jay S. Smith**, Wellesley Hills, MA (US); **Michael R. Cole**, Stratham, NH (US)
- (73) Assignee: **INTARCIA THERAPEUTICS, INC.**, Boston, MA (US)

3,523,906 A 8/1970 Vrancken et al.
 3,538,916 A 11/1970 Groff et al.
 3,620,216 A 11/1971 Szymanski
 (Continued)

FOREIGN PATENT DOCUMENTS

EP 0079405 5/1983
 EP 0254394 1/1988
 (Continued)

OTHER PUBLICATIONS

“Implantable infusion pumps: technology poised for takeoff,” BBI Newsletter 17(12):209211 (Dec. 1994).
 (Continued)

Primary Examiner — Wan Laymon
 (74) *Attorney, Agent, or Firm* — Brian C. Trinque; Lathrop GPM

- (**) Term: **15 Years**
- (21) Appl. No.: **29/699,323**
- (22) Filed: **Jul. 24, 2019**

Related U.S. Application Data

- (62) Division of application No. 29/566,822, filed on Jun. 2, 2016, now Pat. No. Des. 860,451.
- (51) **LOC (13) Cl.** **24-02**
- (52) **U.S. Cl.**
USPC **D24/143**
- (58) **Field of Classification Search**
USPC D24/143, 147, 155, 133; D8/57; 604/59-60, 73
CPC A61M 37/0069
See application file for complete search history.

(57) **CLAIM**

The ornamental design for an implant removal tool, as shown and described.

DESCRIPTION

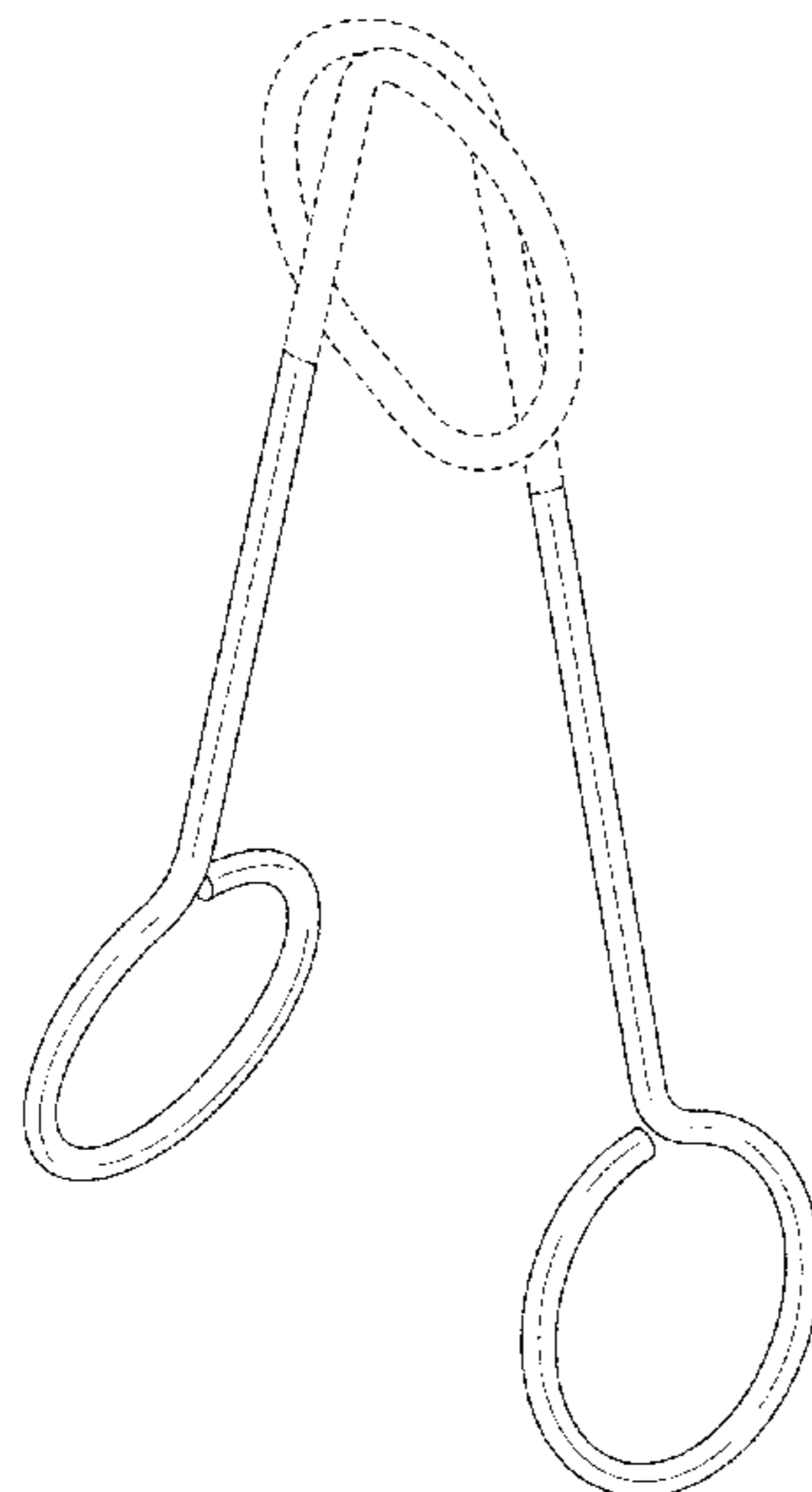
FIG. 1 is a perspective view of a design for an implant removal tool;
 FIG. 2 is a front view of the design for the implant removal tool of FIG. 1;
 FIG. 3 is a back view of the design for the implant removal tool of FIG. 1;
 FIG. 4 is a first side view of the design for the implant removal tool of FIG. 1;
 FIG. 5 is a second side view of the design for the implant removal tool of FIG. 1;
 FIG. 6 is a top view of the design for the implant removal tool of FIG. 1; and,
 FIG. 7 is a bottom view of the design for the implant removal tool of FIG. 1.

(56) **References Cited**

U.S. PATENT DOCUMENTS

1,655,158 A 1/1928 Muir
 2,110,208 A 3/1938 Eggert
 2,168,437 A 8/1939 Buercklin
 2,531,724 A 11/1950 Cevasco
 D179,537 S 1/1957 Floyd et al.
 3,025,991 A 3/1962 Gillon
 3,122,162 A 2/1964 Sands
 3,463,157 A * 8/1969 Hunt A61D 1/00
 D24/143

1 Claim, 7 Drawing Sheets



(56)

References Cited

U.S. PATENT DOCUMENTS

3,625,214 A	12/1971	Higuchi	4,851,228 A	7/1989	Zentner et al.
3,632,768 A	1/1972	Bergy et al.	4,840,896 A	9/1989	Reddy et al.
3,669,104 A	6/1972	Wyatt et al.	4,865,845 A	9/1989	Eckenhoff et al.
3,691,090 A	9/1972	Kitajima et al.	4,871,094 A	10/1989	Gall et al.
D226,915 S	5/1973	Huggins	4,873,080 A	10/1989	Brickl et al.
3,732,865 A	5/1973	Higuchi et al.	4,874,388 A	10/1989	Wong et al.
3,737,337 A	6/1973	Schnoring et al.	4,876,781 A	10/1989	Balsells
3,766,915 A	10/1973	Rychlik	4,882,166 A	11/1989	Graham et al.
3,773,919 A	11/1973	Boswell et al.	4,885,166 A	12/1989	Meyer et al.
3,797,492 A	3/1974	Place	4,886,668 A	12/1989	Haslam et al.
3,869,549 A	3/1975	Geller	4,892,778 A	1/1990	Theeuwes et al.
3,891,570 A	6/1975	Fukushima et al.	4,893,795 A	1/1990	Balsells
D236,035 S	7/1975	Ciencewicki	4,897,471 A	1/1990	Stabinsky
3,960,757 A	6/1976	Morishita et al.	4,907,788 A	3/1990	Balsells
3,987,790 A	10/1976	Eckenhoff et al.	4,915,366 A	4/1990	Balsells
3,995,631 A	12/1976	Higuchi et al.	4,915,949 A	4/1990	Wong et al.
3,995,632 A	12/1976	Nakano et al.	4,915,954 A	4/1990	Ayer et al.
4,008,719 A	2/1977	Theeuwes et al.	4,917,887 A	4/1990	Hauptmann et al.
4,034,756 A	7/1977	Higuchi et al.	4,917,895 A	4/1990	Lee et al.
4,078,060 A	3/1978	Benson et al.	4,923,805 A	5/1990	Reddy et al.
4,105,030 A	8/1978	Kercso	4,927,687 A	5/1990	Nuwayser
4,111,201 A	9/1978	Theeuwes	4,929,554 A	5/1990	Goeddel et al.
4,111,202 A	9/1978	Theeuwes	4,931,285 A	6/1990	Edgren et al.
4,111,203 A	9/1978	Theeuwes	4,934,666 A	6/1990	Balsells
4,203,439 A	5/1980	Theeuwes	4,940,465 A	7/1990	Theeuwes et al.
4,211,771 A	7/1980	Witkowski et al.	4,940,588 A	7/1990	Sparks et al.
4,221,862 A	9/1980	Naito et al.	4,952,402 A	8/1990	Sparks et al.
4,223,674 A	9/1980	Fluent et al.	4,957,119 A	9/1990	de Nijs
4,243,030 A	1/1981	Lynch et al.	4,961,253 A	10/1990	Balsells
D258,837 S	4/1981	Spranger et al.	4,964,204 A	10/1990	Balsells
D259,458 S	6/1981	Fuller et al.	4,969,884 A	11/1990	Yum
4,305,927 A	12/1981	Theeuwes et al.	4,974,821 A	12/1990	Balsells
4,310,516 A	1/1982	Chang et al.	4,976,966 A	12/1990	Theeuwes et al.
4,340,054 A	7/1982	Michaels	4,994,028 A	2/1991	Leonard et al.
4,350,271 A	9/1982	Eckenhoff	5,004,689 A	4/1991	Fiers et al.
4,373,527 A	2/1983	Fischell	5,006,346 A	4/1991	Theeuwes et al.
4,376,118 A	3/1983	Daher et al.	5,019,382 A	5/1991	Cummins, Jr.
4,384,975 A	5/1983	Fong	5,019,400 A	5/1991	Gombotz et al.
4,389,330 A	9/1983	Tice et al.	5,023,088 A	6/1991	Wong et al.
D271,990 S	12/1983	Lyne	5,024,842 A	6/1991	Edgren et al.
4,439,196 A	3/1984	Higuchi	5,030,216 A	7/1991	Theeuwes et al.
4,444,498 A	4/1984	Heinemann	5,034,229 A	7/1991	Magruder et al.
4,451,253 A	5/1984	Harman	5,053,014 A	10/1991	Van Heugten
4,455,143 A	6/1984	Theeuwes et al.	5,057,318 A	10/1991	Magruder et al.
4,455,145 A	6/1984	Theeuwes	5,059,423 A	10/1991	Magruder et al.
4,474,572 A	10/1984	McNaughton et al.	5,066,436 A	11/1991	Komen et al.
4,530,840 A	7/1985	Tice et al.	5,071,642 A	12/1991	Lahr et al.
4,552,561 A	11/1985	Eckenhoff et al.	5,072,070 A	12/1991	Balsells
4,588,614 A	5/1986	Lauchenauer	5,079,388 A	1/1992	Balsells
4,594,108 A	6/1986	Greminger, Jr. et al.	5,090,962 A	2/1992	Landry et al.
4,597,753 A	7/1986	Turley	5,091,188 A	2/1992	Haynes
4,609,374 A	9/1986	Ayer	5,108,078 A	4/1992	Balsells
4,639,244 A	1/1987	Rizk et al.	5,110,596 A	5/1992	Magruder et al.
4,655,462 A	4/1987	Balsells	5,112,614 A	5/1992	Magruder et al.
4,657,533 A *	4/1987	Oscarsson A61M 37/0069 604/60	5,113,938 A	5/1992	Clayton
4,673,405 A	6/1987	Guitard et al.	5,117,066 A	5/1992	Balsells
4,675,184 A	6/1987	Hasegawa et al.	D326,718 S	6/1992	Maxwell et al.
4,695,623 A	9/1987	Stabinsky	5,118,666 A	6/1992	Habener
4,727,138 A	2/1988	Goeddel et al.	5,120,306 A	6/1992	Gosselin
4,734,284 A	3/1988	Terada et al.	5,120,712 A	6/1992	Habener
4,737,437 A	4/1988	Gutsell, Jr. et al.	5,120,832 A	6/1992	Goeddel et al.
4,743,449 A	5/1988	Yoshida et al.	5,122,128 A	6/1992	Cardinal et al.
4,753,651 A	6/1988	Eckenhoff	5,122,377 A	6/1992	Miller
4,762,791 A	8/1988	Goeddel et al.	5,126,142 A	6/1992	Ayer et al.
4,765,989 A	8/1988	Wong et al.	5,126,147 A	6/1992	Silvestri et al.
4,783,337 A	11/1988	Wong et al.	5,134,244 A	7/1992	Balsells
4,818,517 A	4/1989	Kwee et al.	5,137,727 A	8/1992	Eckenhoff
4,820,267 A	4/1989	Harman	D329,278 S	9/1992	Gallup
4,820,638 A	4/1989	Swetly et al.	5,147,295 A	9/1992	Stewart
4,826,144 A	5/1989	Balsells	5,151,093 A	9/1992	Theeuwes et al.
4,830,344 A	5/1989	Balsells	5,160,122 A	11/1992	Balsells
4,834,708 A	5/1989	Pillari	5,160,743 A	11/1992	Edgren et al.
4,845,196 A	7/1989	Cowling	5,161,806 A	11/1992	Balsells
4,847,079 A	7/1989	Kwan	5,180,591 A	1/1993	Margruder et al.
			5,190,765 A	3/1993	Jao et al.
			5,192,273 A	3/1993	Bierman
			5,203,849 A	4/1993	Balsells
			5,204,108 A	4/1993	Illum
			5,207,752 A	5/1993	Sorensen et al.

(56)

References Cited

U.S. PATENT DOCUMENTS

5,209,746 A	5/1993	Balaban et al.	5,542,682 A	8/1996	Goldstein et al.
5,213,809 A	5/1993	Wright et al.	5,543,156 A	8/1996	Roorda et al.
5,213,810 A	5/1993	Steber	5,545,618 A	8/1996	Buckley et al.
5,219,572 A	6/1993	Sivaramakrishnan	5,556,642 A	9/1996	Kobayashi et al.
5,221,278 A	6/1993	Linkwitz et al.	5,557,318 A	9/1996	Gabriel
5,223,265 A	6/1993	Wong	5,558,637 A	9/1996	Allonen et al.
5,225,205 A	7/1993	Orsolini	5,569,289 A	10/1996	Yoon
5,231,176 A	7/1993	Goeddel et al.	5,571,525 A	11/1996	Roorda et al.
5,234,424 A	8/1993	Yum et al.	5,574,008 A	11/1996	Johnson et al.
5,234,692 A	8/1993	Magruder et al.	5,574,137 A	11/1996	Gray et al.
5,234,693 A	8/1993	Magruder et al.	5,580,578 A	12/1996	Oshlack et al.
5,234,695 A	8/1993	Hobbs et al.	5,589,167 A	12/1996	Cleland et al.
5,250,026 A	10/1993	Ehrlich et al.	5,595,751 A	1/1997	Bezwada
5,252,338 A	10/1993	Jao et al.	5,595,759 A	1/1997	Wright et al.
5,260,069 A	11/1993	Chen	5,597,579 A	1/1997	Bezwada et al.
D342,855 S	1/1994	Butler, II	5,602,010 A	2/1997	Hauptmann et al.
5,276,926 A	1/1994	Lopez	5,605,688 A	2/1997	Himmler et al.
5,278,151 A	1/1994	Korb et al.	5,607,687 A	3/1997	Bezwada et al.
5,279,544 A	1/1994	Gross et al.	5,609,885 A	3/1997	Rivera et al.
5,279,554 A	1/1994	Turley	5,613,954 A	3/1997	Nelson et al.
5,279,555 A	1/1994	Lifshey	5,614,221 A	3/1997	Fjellstrom
5,279,608 A	1/1994	Cherif Cheikh	5,614,492 A	3/1997	Habener
5,284,655 A	2/1994	Bogdansky et al.	5,656,299 A	3/1997	Kino et al.
5,288,501 A	2/1994	Numberg et al.	5,618,552 A	4/1997	Bezwada et al.
5,288,502 A	2/1994	Mcginity et al.	5,620,698 A	4/1997	Bezwada et al.
5,290,271 A	3/1994	Jernberg	5,620,705 A	4/1997	Dong et al.
5,300,079 A	4/1994	Niezink et al.	5,630,796 A	5/1997	Bellhouse et al.
5,300,302 A	4/1994	Tachon et al.	5,633,011 A	5/1997	Dong et al.
5,308,348 A	5/1994	Balaban et al.	5,635,213 A	6/1997	Nystrom et al.
5,312,335 A	5/1994	McKinnon et al.	5,639,477 A	6/1997	Maruyama et al.
5,312,389 A	5/1994	Theeuwes et al.	5,639,640 A	6/1997	Reddy et al.
5,312,390 A	5/1994	Wong	5,645,850 A	7/1997	Bezwada et al.
5,318,558 A	6/1994	Linkwitz et al.	5,648,088 A	7/1997	Bezwada et al.
5,318,780 A	6/1994	Viegas et al.	5,650,173 A	7/1997	Ramstack et al.
5,320,616 A	6/1994	Magndu et al.	5,654,008 A	8/1997	Herbert et al.
5,324,280 A	6/1994	Wong et al.	5,654,010 A	8/1997	Johnson et al.
5,336,057 A	8/1994	Fukuda et al.	5,656,297 A	8/1997	Bernstein et al.
5,336,505 A	8/1994	Ng et al.	5,658,593 A	8/1997	Orly et al.
5,348,544 A	9/1994	Sweeney et al.	5,660,847 A	8/1997	Magruder et al.
5,352,662 A	10/1994	Brooks et al.	5,660,858 A	8/1997	Parikh et al.
5,368,588 A	11/1994	Bettinger	5,660,861 A	8/1997	Jao et al.
5,368,863 A	11/1994	Eckenhoff et al.	5,667,808 A	9/1997	Johnson et al.
5,371,089 A	12/1994	Rattan	5,668,170 A	9/1997	Gyory
5,374,620 A	12/1994	Clark et al.	5,672,549 A	9/1997	Minami et al.
5,385,738 A	1/1995	Yamahira et al.	5,676,942 A	10/1997	Testa et al.
5,385,887 A	1/1995	Yim et al.	5,686,097 A	11/1997	Taskovich et al.
5,395,319 A	3/1995	Hirsch et al.	5,688,801 A	11/1997	Mesens et al.
5,407,609 A	4/1995	Tice et al.	5,690,925 A	11/1997	Gray et al.
D358,644 S	5/1995	Park	5,690,952 A	11/1997	Magruder et al.
5,411,951 A	5/1995	Mitchell	5,695,463 A	12/1997	Cherif-Cheikh
5,413,572 A	5/1995	Wong et al.	5,697,113 A	12/1997	Shatz et al.
5,413,672 A	5/1995	Hirotsuji et al.	5,697,914 A	12/1997	Brimhall
5,424,286 A	6/1995	Eng	5,698,213 A	12/1997	Jamiolkowski et al.
5,428,024 A	6/1995	Chu et al.	5,700,486 A	12/1997	Canal et al.
5,429,602 A	7/1995	Hauser	5,700,583 A	12/1997	Jamiolkowski et al.
5,439,688 A	8/1995	Orsolini et al.	5,703,200 A	12/1997	Bezwada et al.
5,443,459 A	8/1995	Wong et al.	5,707,644 A	1/1998	Illum
5,445,829 A	8/1995	Paradissis et al.	5,711,967 A	1/1998	Juch
5,456,679 A	10/1995	Balaban et al.	5,713,847 A	2/1998	Howard, III et al.
5,458,888 A	10/1995	Chen	5,718,922 A	2/1998	Herrero-Vanrell
5,464,929 A	11/1995	Bezwada et al.	5,725,497 A	3/1998	Woodruff et al.
5,472,708 A	12/1995	Chen	5,728,088 A	3/1998	Margruder et al.
5,478,564 A	12/1995	Wantier et al.	5,728,396 A	3/1998	Peery et al.
5,484,403 A	1/1996	Yoakum et al.	5,733,572 A	3/1998	Unger et al.
5,486,365 A	1/1996	Takado et al.	5,736,159 A	4/1998	Chen et al.
5,498,255 A	3/1996	Wong et al.	5,738,845 A	4/1998	Imakawa
5,511,355 A	4/1996	Dingler	5,747,058 A	5/1998	Tipton et al.
5,512,293 A	4/1996	Landrau et al.	5,756,450 A	5/1998	Hahn et al.
5,512,549 A	4/1996	Chen et al.	5,767,251 A	6/1998	Reddy et al.
5,514,110 A	5/1996	Teh	5,770,231 A	6/1998	Mesens et al.
5,529,914 A	6/1996	Hubbell et al.	5,782,396 A	7/1998	Mastri et al.
5,531,736 A	7/1996	Wong et al.	5,792,477 A	8/1998	Rickey et al.
5,540,665 A	7/1996	Mercado et al.	5,795,591 A	8/1998	Lee et al.
5,540,912 A	7/1996	Roorda et al.	5,795,779 A	8/1998	McCormick et al.
5,541,172 A	7/1996	Labrie et al.	5,807,876 A	9/1998	Armistead et al.
			5,810,769 A	9/1998	Schlegel et al.
			5,814,323 A	9/1998	Lyle
			D399,821 S	10/1998	Tyneski
			5,817,129 A	10/1998	Labrecque et al.

(56)

References Cited

U.S. PATENT DOCUMENTS

5,827,297 A	10/1998	Boudjema	6,174,547 B1	1/2001	Dong et al.	
5,830,501 A	11/1998	Dong et al.	6,177,096 B1	1/2001	Zerbe et al.	
5,836,935 A	11/1998	Ashton et al.	6,183,461 B1	2/2001	Matsuura et al.	
5,843,891 A	12/1998	Sherman	6,187,095 B1	2/2001	Labrecque et al.	
5,844,017 A	12/1998	Jamiolkowski et al.	6,190,350 B1 *	2/2001	Davis	A61M 37/0069
5,851,451 A	12/1998	Takechi et al.				604/61
5,858,746 A	1/1999	Hubbell et al.	6,190,700 B1	2/2001	Okada et al.	
5,859,150 A	1/1999	Jamiolkowski et al.	6,190,702 B1	2/2001	Takada et al.	
5,861,166 A	1/1999	Eckenhoff	6,191,102 B1	2/2001	DiMarchi et al.	
5,871,770 A	2/1999	Margruder et al.	6,204,022 B1	3/2001	Johnson et al.	
5,871,778 A	2/1999	Kino et al.	6,217,893 B1	4/2001	Pellet et al.	
5,874,388 A	2/1999	Hsu	6,217,906 B1	4/2001	Gumucio et al.	
5,876,746 A	3/1999	Jona et al.	6,217,908 B1	4/2001	Mathiowitz et al.	
5,882,676 A	3/1999	Lee et al.	6,218,431 B1	4/2001	Schoen et al.	
D408,917 S	4/1999	Hacker	6,224,894 B1	5/2001	Jamiolkowski et al.	
5,904,935 A	5/1999	Eckenhoff et al.	6,235,712 B1	5/2001	Stevenson et al.	
5,906,599 A	5/1999	Kaldany	6,245,349 B1	6/2001	Yiv et al.	
5,906,816 A	5/1999	Soos et al.	6,245,357 B1	6/2001	Edgren et al.	
5,906,830 A	5/1999	Farinas et al.	6,248,112 B1	6/2001	Gambale et al.	
5,908,621 A	6/1999	Glue et al.	6,251,435 B1	6/2001	Jamiolkowski et al.	
5,916,598 A	6/1999	Rickey et al.	D445,975 S	7/2001	Stratford	
5,922,253 A	7/1999	Herbert et al.	6,258,377 B1	7/2001	New et al.	
5,928,666 A	7/1999	Farinas et al.	6,261,584 B1	7/2001	Peery et al.	
5,932,547 A	8/1999	Stevenson et al.	6,268,343 B1	7/2001	Knudsen et al.	
5,938,654 A	8/1999	Wong et al.	6,270,700 B1	8/2001	Ignatious	
5,939,286 A	8/1999	Johnson et al.	6,270,787 B1	8/2001	Ayer	
5,942,223 A	8/1999	Bazer et al.	6,277,413 B1	8/2001	Sankaram	
5,942,253 A	8/1999	Gombotz et al.	6,283,949 B1	9/2001	Roorda	
5,945,126 A	8/1999	Thanoo et al.	6,284,264 B1	9/2001	Zerbe et al.	
5,948,430 A	9/1999	Zerbe et al.	6,284,727 B1	9/2001	Kim et al.	
5,951,521 A	9/1999	Mastrototaro et al.	6,287,295 B1	9/2001	Chen et al.	
5,958,909 A	9/1999	Habener	6,284,725 B1	12/2001	Coolidge et al.	
D415,073 S	10/1999	Meehan et al.	6,329,336 B1	12/2001	Bridon et al.	
5,962,023 A	10/1999	Jamiolkowski et al.	6,331,311 B1	12/2001	Brodbeck et al.	
5,965,168 A	10/1999	Mesens et al.	6,372,218 B1	4/2002	Cummins, Jr.	
5,972,370 A	10/1999	Eckenhoff et al.	6,372,256 B2	4/2002	Jamiolkowski et al.	
5,972,373 A	10/1999	Yajima et al.	6,375,978 B1	4/2002	Kleiner et al.	
5,976,109 A	11/1999	Heruth	D456,776 S	5/2002	Lindekugel	
5,980,945 A	11/1999	Ruiz	6,395,282 B1	5/2002	Kende et al.	
5,981,719 A	11/1999	Woiszwillo et al.	6,395,292 B2	5/2002	Peery et al.	
5,984,890 A	11/1999	Gast et al.	6,402,716 B1	6/2002	Ryoo et al.	
5,985,305 A	11/1999	Peery et al.	6,403,655 B1	6/2002	Bezwada et al.	
5,989,463 A	11/1999	Tracy et al.	6,419,952 B2	7/2002	Wong et al.	
5,997,527 A	12/1999	Gumucio et al.	6,428,517 B1	8/2002	Hochman et al.	
5,997,902 A	12/1999	Maruyama et al.	6,433,144 B1	8/2002	Morris et al.	
6,007,805 A	12/1999	Foster et al.	6,436,091 B1	8/2002	Harper et al.	
6,017,545 A	1/2000	Modi	6,447,522 B2	9/2002	Gambale et al.	
6,022,561 A	2/2000	Carlsson et al.	6,451,974 B1	9/2002	Hansen	
6,023,802 A	2/2000	King	6,458,385 B2	10/2002	Jamiolkowski et al.	
6,029,361 A	2/2000	Newman	6,458,387 B1	10/2002	Scott et al.	
6,053,927 A	4/2000	Hamas	6,458,924 B2	10/2002	Knudsen et al.	
6,056,718 A	5/2000	Funderburk et al.	6,461,605 B1	10/2002	Cutler et al.	
6,060,450 A	5/2000	Soos et al.	6,464,688 B1	10/2002	Harper et al.	
6,069,133 A	5/2000	Carlo et al.	6,468,961 B1	10/2002	Brodbeck et al.	
6,074,377 A	6/2000	Sanfilippo, II	6,471,688 B1	10/2002	Harper et al.	
6,074,660 A	6/2000	Jamiolkowski et al.	6,472,512 B1	10/2002	LaFleur et al.	
6,074,673 A	6/2000	Guillen	6,478,768 B1	11/2002	Kneer	
6,100,346 A	8/2000	Jamiolkowski et al.	6,485,706 B1	11/2002	McCoy et al.	
6,110,503 A	8/2000	Rickey et al.	6,495,164 B1	12/2002	Ramstack et al.	
D430,671 S	9/2000	Shute	6,506,724 B1	1/2003	Hiles et al.	
6,113,938 A	9/2000	Chen et al.	6,508,808 B1	1/2003	Carr et al.	
6,113,947 A	9/2000	Cleland et al.	6,514,500 B1	2/2003	Bridon et al.	
6,120,787 A	9/2000	Gustafsson et al.	6,514,517 B2	2/2003	Jamiolkowski et al.	
6,124,261 A	9/2000	Stevenson et al.	6,524,305 B1	2/2003	Peterson et al.	
6,124,281 A	9/2000	Lewis et al.	6,528,093 B1	3/2003	Kamei et al.	
6,127,520 A	10/2000	Ueda et al.	6,528,486 B1	3/2003	Larsen et al.	
6,129,761 A	10/2000	Hubbell	D472,896 S	4/2003	Peiker	
6,130,200 A	10/2000	Brodbeck et al.	6,541,021 B1	4/2003	Johnson et al.	
6,132,420 A	10/2000	Dionne et al.	6,544,239 B2	4/2003	Kinsey et al.	
6,133,249 A	10/2000	Hills	6,544,252 B1	4/2003	Theeuwes et al.	
6,133,429 A	10/2000	Davis et al.	6,547,250 B1	4/2003	Noble et al.	
6,146,139 A	11/2000	Harrison, III	6,551,613 B1	4/2003	Dong et al.	
6,147,168 A	11/2000	Jamiolkowski et al.	6,569,420 B2	5/2003	Chen et al.	
6,156,331 A	12/2000	Peery et al.	6,572,890 B2	6/2003	Faour et al.	
6,172,046 B1	1/2001	Albrecht	6,579,851 B2	6/2003	Goeke et al.	
			6,589,157 B2	7/2003	Fontayne et al.	
			6,592,508 B1	7/2003	Ravins et al.	
			6,592,887 B2	7/2003	Zerbe et al.	
			6,593,295 B2	7/2003	Bridon et al.	

(56)

References Cited

U.S. PATENT DOCUMENTS

6,607,529 B1	8/2003	Jones et al.	7,521,423 B2	4/2009	Young et al.
6,626,863 B1	9/2003	Berler	7,563,871 B2	7/2009	Wright et al.
6,635,268 B2	10/2003	Peery et al.	7,589,169 B2	9/2009	Bolotin
6,645,192 B2	11/2003	Kenison et al.	7,604,647 B2	10/2009	Chen
6,667,061 B2	12/2003	Ramstack et al.	7,612,176 B2	11/2009	Wright et al.
6,670,368 B1	12/2003	Breault et al.	7,632,256 B2	12/2009	Mosier et al.
6,673,767 B1	1/2004	Brodbeck et al.	7,635,463 B2	12/2009	Bolotin et al.
6,682,522 B2	1/2004	Carr et al.	D608,447 S	1/2010	Meyer
6,703,225 B1	3/2004	Kojima et al.	7,655,254 B2	2/2010	Dennis et al.
6,703,359 B1	3/2004	Young et al.	7,655,257 B2	2/2010	Peery et al.
6,706,689 B2	3/2004	Coolidge et al.	7,666,835 B2	2/2010	Bloom et al.
6,709,671 B2	3/2004	Zerbe et al.	7,682,356 B2	3/2010	Alessi et al.
6,720,407 B1	4/2004	Hughes et al.	7,727,519 B2	6/2010	Moran
6,730,328 B2	5/2004	Maskiwicz et al.	7,731,947 B2	6/2010	Eliasz et al.
6,752,753 B1	6/2004	Hoskins et al.	7,736,665 B2	6/2010	Patel et al.
D492,995 S *	7/2004	Rue D24/133	7,741,269 B2	6/2010	Young et al.
6,767,887 B1	7/2004	Hoffmann et al.	7,766,924 B1	8/2010	Bombard et al.
6,821,949 B2	11/2004	Bridon et al.	7,790,140 B2	9/2010	Bolotin
6,833,256 B1	12/2004	Pontzer et al.	7,825,091 B2	11/2010	Bloom et al.
6,835,194 B2	12/2004	Johnson et al.	7,829,109 B2	11/2010	Chen et al.
6,840,931 B2	1/2005	Peterson et al.	7,833,543 B2	11/2010	Gibson et al.
6,849,708 B1	2/2005	Habener	7,879,028 B2	2/2011	Alessi et al.
6,849,714 B1	2/2005	Bridon et al.	7,879,794 B2	4/2011	Weyer et al.
6,858,576 B1	2/2005	Young et al.	7,919,109 B2	4/2011	Berry et al.
6,872,700 B1	3/2005	Young et al.	D638,478 S	5/2011	Block
6,875,748 B2	4/2005	Manthorpe et al.	7,928,065 B2	6/2011	Young et al.
6,887,470 B1	5/2005	Bridon et al.	7,964,183 B2	6/2011	Eliasz et al.
6,887,849 B2	5/2005	Bridon et al.	8,039,432 B2	10/2011	Bridon et al.
6,899,398 B2	5/2005	Albayrak	7,959,938 B2	11/2011	Rohloff et al.
6,899,887 B2	5/2005	Ayer	8,048,438 B2	11/2011	Berry et al.
6,902,744 B1	6/2005	Kolterman et al.	8,052,996 B2	11/2011	Lautenbach et al.
6,903,186 B1	6/2005	Dong	8,058,233 B2	11/2011	Cowley et al.
6,913,767 B1	7/2005	Cleland et al.	8,101,576 B2	1/2012	Bloom
6,923,800 B2	8/2005	Chen et al.	8,114,430 B2	2/2012	Rohloff et al.
6,924,264 B1	8/2005	Prickett et al.	8,114,437 B2	2/2012	Rohloff et al.
6,939,556 B2	9/2005	Lautenbach	8,158,150 B2	4/2012	Lautenbach et al.
6,956,026 B2	10/2005	Beeley et al.	8,173,150 B2	5/2012	Berry et al.
6,960,192 B1	11/2005	Flaherty et al.	8,202,836 B2	6/2012	Moore et al.
6,969,702 B2	11/2005	Bertilsson et al.	8,206,745 B2	6/2012	Rohloff et al.
6,976,981 B2	12/2005	Ayer	8,211,467 B2	7/2012	Rohloff et al.
6,989,366 B2	1/2006	Beeley et al.	8,217,001 B2	7/2012	Cowley et al.
6,992,065 B2	1/2006	Okumu	8,231,859 B2	7/2012	Bolotin et al.
6,997,922 B2	2/2006	Theeuwes et al.	8,251,946 B2	8/2012	Bardy
7,008,439 B1	3/2006	Janzen et al.	8,257,682 B2	9/2012	Bolotin et al.
7,014,636 B2	3/2006	Gilbert	8,257,691 B2	9/2012	Eliasz et al.
7,022,674 B2	4/2006	DeFelippis et al.	8,262,667 B1 *	9/2012	Silver A61F 2/4603 606/207
7,041,646 B2	5/2006	Pan et al.	8,263,545 B2	9/2012	Levy et al.
7,074,423 B2	7/2006	Fereira et al.	8,263,736 B2	9/2012	Berry
7,084,243 B2	8/2006	Glaesner et al.	8,268,341 B2	9/2012	Berry
7,101,567 B1	9/2006	Sano et al.	8,273,365 B2	9/2012	Lautenbach et al.
7,101,843 B2	9/2006	Glaesner et al.	8,273,713 B2	9/2012	Pittner et al.
7,112,335 B2	9/2006	Lautenbach	D669,589 S	10/2012	Delaey
7,115,569 B2	10/2006	Beeley et al.	8,277,776 B2	10/2012	Boiotin et al.
7,138,375 B2	11/2006	Beeley et al.	8,278,267 B2	10/2012	Weyer et al.
7,138,486 B2	11/2006	Habener et al.	8,288,338 B2	10/2012	Young et al.
7,141,547 B2	11/2006	Rosen et al.	8,298,561 B2	10/2012	Alessi et al.
7,144,863 B2	12/2006	DeFelippis et al.	8,299,025 B2	10/2012	Alessi et al.
7,153,825 B2	12/2006	Young et al.	8,343,140 B2	1/2013	Alessi et al.
7,157,555 B1	1/2007	Beeley et al.	8,367,095 B2	2/2013	Lautenbach et al.
7,163,688 B2	1/2007	Peery et al.	8,372,424 B2	2/2013	Berry et al.
7,163,697 B2	1/2007	Hanes et al.	D678,889 S	3/2013	Chiu
7,199,217 B2	4/2007	DiMarchi et al.	8,398,967 B2	3/2013	Eliasz et al.
7,205,409 B2	4/2007	Pei et al.	8,440,226 B2	5/2013	Rohloff et al.
7,207,982 B2	4/2007	Dionne et al.	8,454,552 B2	6/2013	Bardy
7,214,206 B2	5/2007	Rue et al.	8,460,694 B2	6/2013	Rohloff et al.
7,241,457 B2	7/2007	Chen et al.	8,470,353 B2	6/2013	Lautenbach et al.
7,258,869 B1	8/2007	Berry et al.	8,556,861 B2	10/2013	Tsals
D555,589 S	11/2007	Hussaini et al.	8,722,037 B2	5/2014	Veenstra et al.
7,297,761 B2	11/2007	Beeley et al.	8,747,412 B2	6/2014	Bae et al.
7,316,680 B2	1/2008	Gilbert	8,801,700 B2	8/2014	Alessi et al.
7,393,827 B2	7/2008	Nadler	8,815,802 B2	8/2014	Kalthoff et al.
7,407,499 B2	8/2008	Trautman	8,845,726 B2	9/2014	Tebbe
7,442,682 B2	10/2008	Kitaura et al.	8,858,621 B2	10/2014	Oba et al.
7,456,254 B2	11/2008	Wright et al.	8,865,202 B2	10/2014	Zerbe et al.
7,459,432 B2	12/2008	Cowley et al.	8,888,745 B2	11/2014	Van Der Graaf et al.
			8,926,595 B2	1/2015	Alessi et al.
			8,940,316 B2	1/2015	Alessi et al.
			8,992,961 B2	3/2015	Berry et al.

(56)

References Cited

U.S. PATENT DOCUMENTS

8,992,962 B2	3/2015	Lautenbach et al.	2004/0024068 A1	2/2004	Levy et al.
9,044,209 B2	6/2015	Dayton et al.	2004/0024069 A1	2/2004	Chen et al.
9,078,900 B2	7/2015	Kuzma et al.	2004/0029784 A1	2/2004	Hathaway
9,095,553 B2	8/2015	Rohloff et al.	2004/0039376 A1	2/2004	Peery et al.
9,241,722 B2	1/2016	Yu	2004/0047888 A1	3/2004	Kenison et al.
D750,764 S	3/2016	DeSocio	2004/0097906 A1	5/2004	Fereira et al.
9,332,995 B2	5/2016	Russo et al.	2004/0101557 A1	5/2004	Gibson et al.
9,526,763 B2	12/2016	Rohloff et al.	2004/0102762 A1	5/2004	Gilbert
9,539,200 B2	1/2017	Lautenbach	2004/0115236 A1	6/2004	Chan et al.
9,572,889 B2	2/2017	Alessi et al.	2004/0142867 A1	7/2004	Oi et al.
D789,539 S	6/2017	Kleiner et al.	2004/0142902 A1	7/2004	Struijker-Boudier
D789,540 S	6/2017	Gyorgy	2004/0151753 A1	8/2004	Chen et al.
9,682,127 B2	6/2017	Alessi et al.	2004/0157951 A1	8/2004	Wolf
RE46,577 E	10/2017	Collins et al.	2004/0198654 A1	10/2004	Glaesner et al.
D805,199 S	12/2017	Chen et al.	2004/0199140 A1*	10/2004	Rue A61M 37/0069 604/506
D810,289 S	2/2018	Jutila et al.	2004/0209801 A1	10/2004	Brand et al.
9,889,085 B1	2/2018	Alessi et al.	2004/0215133 A1	10/2004	Weber et al.
D816,843 S	5/2018	Lewis	2004/0224903 A1	11/2004	Berry et al.
D819,820 S	6/2018	Radau et al.	2004/0225113 A1	11/2004	LaFleur et al.
10,314,617 B2	6/2019	Bratlie	2004/0243106 A1	12/2004	Ayer
2001/0012511 A1	8/2001	Bezwada et al.	2004/0265273 A1	12/2004	Li et al.
2001/0021377 A1	9/2001	Jamiolkowski et al.	2004/0266683 A1	12/2004	Hathaway et al.
2001/0021822 A1	9/2001	Ayer	2004/0266692 A1	12/2004	Young et al.
2001/0022974 A1	9/2001	Ayer	2005/0004557 A1	1/2005	Russell
2001/0026793 A1	10/2001	Jamiolkowski et al.	2005/0008661 A1	1/2005	Fereira et al.
2001/0027311 A1	10/2001	Chen et al.	2005/0009742 A1	1/2005	Bertilsson et al.
2001/0031940 A1	10/2001	Loos	2005/0010196 A1	1/2005	Fereira et al.
2001/0031790 A1	11/2001	Beisswenger	2005/0010942 A1	1/2005	Kim et al.
2001/0036472 A1	11/2001	Wong et al.	2005/0070883 A1	3/2005	Brown et al.
2001/0040326 A1	11/2001	Balczun	2005/0070927 A1	3/2005	Feinberg
2002/0001631 A1	1/2002	Okumu	2005/0079200 A1	4/2005	Rathenow et al.
2002/0004481 A1	1/2002	Cleland et al.	2005/0079202 A1	4/2005	Chen et al.
2002/0012818 A1	1/2002	Ruppi et al.	2005/0095284 A1	5/2005	Trautman
2002/0034532 A1	3/2002	Brodbeck et al.	2005/0101943 A1	5/2005	Ayer et al.
2002/0037309 A1	3/2002	Jaworowicz et al.	2005/0106214 A1	5/2005	Chen
2002/0048600 A1	4/2002	Bhatt et al.	2005/0112188 A1	5/2005	Eliasz et al.
2002/0077599 A1	6/2002	Wojcik	2005/0118206 A1	6/2005	Luk et al.
2002/0098180 A1	7/2002	Lei et al.	2005/0118221 A1	6/2005	Blakely et al.
2002/0136848 A1	9/2002	Yoshii et al.	2005/0131386 A1	6/2005	Freeman et al.
2002/0137666 A1	9/2002	Beeley et al.	2005/0131389 A1	6/2005	Peterson et al.
2002/0141985 A1	10/2002	Pittner et al.	2005/0143749 A1	6/2005	Zalenskiet et al.
2002/0197185 A1	12/2002	Jamiolkowski et al.	2005/0175701 A1	8/2005	Pan et al.
2002/0197235 A1	12/2002	Moran	2005/0201980 A1	9/2005	Moran
2003/0007992 A1	1/2003	Gibson et al.	2005/0215475 A1	9/2005	Ong et al.
2003/0032947 A1	2/2003	Harper et al.	2005/0216087 A1	9/2005	Zucherman et al.
2003/0040699 A1	2/2003	Talling et al.	2005/0266087 A1	12/2005	Junnarkar et al.
2003/0044467 A1	3/2003	Brodbeck et al.	2005/0271702 A1	12/2005	Wright et al.
2003/0045454 A1	3/2003	Okumu et al.	2005/0276856 A1	12/2005	Fereira et al.
2003/0059376 A1	3/2003	Libbey et al.	2005/0281879 A1	12/2005	Chen et al.
2003/0059471 A1	3/2003	Compton et al.	2006/0013879 A9	1/2006	Brodbeck et al.
2003/0060425 A1	3/2003	Ahlem et al.	2006/0014678 A1	1/2006	Cowley et al.
2003/0078618 A1	4/2003	Fey et al.	2006/0030526 A1	2/2006	Liu et al.
2003/0097121 A1	5/2003	Jolly et al.	2006/0069029 A1	3/2006	Kolterman et al.
2003/0104063 A1	6/2003	Babcock et al.	2006/0073182 A1	4/2006	Wong et al.
2003/0108608 A1	6/2003	Laridon et al.	2006/0084604 A1	4/2006	Kitaura et al.
2003/0108609 A1	6/2003	Berry et al.	2006/0084922 A1	4/2006	Botha
2003/0113380 A1	6/2003	Ramstack et al.	2006/0094652 A1	5/2006	Levy et al.
2003/0114837 A1	6/2003	Peterson et al.	2006/0094693 A1	5/2006	Aziz et al.
2003/0118660 A1	6/2003	Rickey et al.	2006/0106399 A1	5/2006	Taras et al.
2003/0135153 A1	7/2003	Hagemeier	2006/0141040 A1	6/2006	Chen et al.
2003/0138403 A1	7/2003	Drustrup	2006/0142234 A1	6/2006	Chen et al.
2003/0138491 A1	7/2003	Tracy et al.	2006/0160736 A1	7/2006	Nadler
2003/0157178 A1	8/2003	Chen et al.	2006/0178304 A1	8/2006	Juul-Mortensen et al.
2003/0170289 A1	9/2003	Chen et al.	2006/0193918 A1	8/2006	Rohloff et al.
2003/0180364 A1	9/2003	Chen et al.	2006/0216242 A1	9/2006	Rohloff et al.
2003/0186858 A1	10/2003	Arentsen	2006/0224145 A1	10/2006	Gills
2003/0191099 A1	10/2003	Bohlmann et al.	2006/0233841 A1	10/2006	Brodbeck et al.
2003/0211974 A1	11/2003	Brodbeck et al.	2006/0246138 A1	11/2006	Rohloff et al.
2003/0215515 A1	11/2003	Truong-Le et al.	2006/0251618 A1	11/2006	Dennis et al.
2003/0220617 A1	11/2003	Dickerson	2006/0263433 A1	11/2006	Ayer et al.
2003/0233101 A1	12/2003	Lubock et al.	2006/0264890 A1	11/2006	Moberg et al.
2004/0001689 A1	1/2004	Goldsmith et al.	2006/0280795 A1	12/2006	Penhasi et al.
2004/0001889 A1	1/2004	Chen et al.	2006/0293232 A1	12/2006	Levy et al.
2004/0002442 A1	1/2004	Pan et al.	2007/0027105 A1	2/2007	Junnarkar et al.
2004/0022859 A1	2/2004	Chen et al.	2007/0141102 A1	6/2007	De Graaff et al.
			2007/0149011 A1	6/2007	Kent et al.
			2007/0166352 A1	7/2007	Wright et al.
			2007/0207958 A1	9/2007	Bridon et al.

(56)

References Cited

U.S. PATENT DOCUMENTS

2007/0248572 A1 10/2007 Moran et al.
 2007/0281024 A1 12/2007 Lautenbach et al.
 2008/0020016 A1 1/2008 Li et al.
 2008/0038316 A1 2/2008 Wong et al.
 2008/0064636 A1 3/2008 Bloom et al.
 2008/0091176 A1 4/2008 Alessi et al.
 2008/0065090 A1 5/2008 Scribner et al.
 2008/0110515 A1 5/2008 Angelosanto et al.
 2008/0112994 A1 5/2008 Junnarkar et al.
 2008/0194985 A1 8/2008 Nicoson et al.
 2008/0200383 A1 8/2008 Jennings et al.
 2008/0207512 A1 8/2008 Roth et al.
 2008/0208194 A1 8/2008 Bickenbach
 2008/0226625 A1 9/2008 Berry et al.
 2008/0226689 A1 9/2008 Berry et al.
 2008/0260838 A1 10/2008 Hokenson et al.
 2008/0260840 A1 10/2008 Alessi et al.
 2008/0269725 A1 10/2008 Deem et al.
 2008/0312157 A1 12/2008 Levy et al.
 2009/0012463 A1 1/2009 Beelen et al.
 2009/0022727 A1 1/2009 Houston et al.
 2009/0036364 A1 2/2009 Levy et al.
 2009/0042781 A1 2/2009 Petersen et al.
 2009/0074734 A1 3/2009 Rottiers
 2009/0087408 A1 4/2009 Berry et al.
 2009/0125030 A1 5/2009 Tebbe et al.
 2009/0156474 A1 6/2009 Roth et al.
 2009/0163447 A1 6/2009 Maggio
 2009/0186817 A1 7/2009 Ghosh et al.
 2009/0202481 A1 8/2009 Li et al.
 2009/0202608 A1 8/2009 Alessi et al.
 2009/0209460 A1 8/2009 Young et al.
 2009/0210019 A1 8/2009 Kim et al.
 2009/0215694 A1 8/2009 Kolterman et al.
 2009/0234392 A1 9/2009 Dziejdzic et al.
 2009/0247463 A1 10/2009 Wright et al.
 2009/0254143 A1 10/2009 Tweden et al.
 2009/0286723 A1 11/2009 Levy et al.
 2009/0312246 A1 12/2009 Baron et al.
 2010/0092566 A1 4/2010 Alessi et al.
 2010/0094252 A1 4/2010 Wengreen et al.
 2010/0105627 A1 4/2010 Salama et al.
 2010/0144621 A1 6/2010 Kim et al.
 2010/0185184 A1 7/2010 Alessi et al.
 2010/0297209 A1 11/2010 Rohloff et al.
 2010/0298807 A1 11/2010 Jansen et al.
 2010/0298840 A1 11/2010 Schwartz
 2010/0331868 A1 12/2010 Bardy
 2010/0331878 A1* 12/2010 Kleinwachter A61B 17/3468
 606/205
 2011/0076317 A1 3/2011 Alessi et al.
 2011/0091527 A1 4/2011 Moonen et al.
 2011/0104111 A1 5/2011 Rohloff et al.
 2011/0152181 A1 6/2011 Alsina-Fernandez et al.
 2011/0152182 A1 6/2011 Alsina-Fernandez et al.
 2011/0160708 A1 6/2011 Berry et al.
 2011/0166554 A1 7/2011 Alessi et al.
 2011/0264077 A1 10/2011 Rohloff et al.
 2011/0306549 A1 12/2011 Tatarkiewicz et al.
 2012/0178687 A1 7/2012 Alessi et al.
 2012/0208755 A1 8/2012 Leung
 2012/0265232 A1 10/2012 Surbone
 2012/0303045 A1 11/2012 Cooper et al.
 2013/0030417 A1 1/2013 Alessi
 2013/0034210 A1 2/2013 Rohloff et al.
 2013/0052237 A1 2/2013 Eliaz et al.
 2013/0296661 A1 11/2013 Bornzin et al.
 2013/0324977 A1 12/2013 Vanderpool
 2014/0058409 A1 2/2014 Bratlie
 2014/0058425 A1 2/2014 Porat
 2014/0121741 A1 5/2014 Bennett et al.
 2014/0148837 A1 5/2014 Levitan
 2014/0163057 A1 6/2014 Patel et al.
 2014/0236162 A1* 8/2014 Barongan A61B 17/50
 606/99

2014/0257272 A1 9/2014 Clark, III et al.
 2014/0324067 A1 10/2014 Emken et al.
 2014/0378900 A1 12/2014 Alessi et al.
 2015/0111818 A1 1/2015 Alessi et al.
 2015/0057227 A1 2/2015 Leung
 2015/0133791 A1 5/2015 Sato et al.
 2015/0231062 A1 8/2015 Lautenbach et al.
 2015/0231256 A1 8/2015 Berry et al.
 2015/0297509 A1 10/2015 Schwarz
 2015/0359553 A1 12/2015 Harnisch
 2016/0022582 A1 1/2016 Alessi et al.
 2016/0030337 A1 2/2016 Kuzma et al.
 2016/0158577 A1* 6/2016 Escarguel A61M 37/0069
 600/1
 2016/0354115 A1 12/2016 Smith et al.
 2016/0354305 A1 12/2016 Alessi et al.
 2017/0056476 A1 3/2017 Rohloff et al.
 2017/0079906 A1 3/2017 Alessi et al.
 2017/0119854 A1 5/2017 Alessi et al.
 2017/0119855 A1 5/2017 Berry et al.
 2017/0181964 A1 6/2017 Lautenbach et al.
 2017/0252409 A1 9/2017 Leung
 2017/0273706 A1 9/2017 Mirza et al.
 2017/0319470 A1 11/2017 Eliaz et al.
 2017/0319662 A1 11/2017 Berry et al.
 2017/0348392 A1 12/2017 Rohloff et al.
 2017/0368145 A1 12/2017 Alessi et al.
 2018/0009871 A1 1/2018 Blackwell et al.
 2018/0185451 A1 7/2018 Young et al.
 2018/0193059 A1 7/2018 Bae et al.
 2018/0368875 A1* 12/2018 Castillo A61B 17/3468

FOREIGN PATENT DOCUMENTS

EP 0295411 12/1988
 EP 0368339 5/1990
 EP 0373867 6/1990
 EP 0431942 6/1991
 EP 0486959 A1 5/1992
 EP 0521586 A1 1/1993
 EP 0379147 9/1994
 EP 0627231 12/1994
 EP 0729747 5/1997
 EP 0771817 5/1997
 EP 0841359 5/1998
 EP 0767689 6/1999
 EP 1046399 10/2000
 EP 1084703 3/2001
 EP 1300129 A2 4/2003
 EP 1300173 A2 4/2003
 EP 1600187 1/2009
 EP 2133073 A1 12/2009
 EP 2020990 9/2010
 FR 640907 7/1928
 GB 1049104 11/1966
 GB 1518683 7/1978
 JP H02124814 A 5/1990
 JP H07196479 A 8/1995
 JP 9241153 9/1997
 JP 11-100353 4/1999
 JP 2006/213727 A 8/2006
 JP 2010-200838 9/2010
 NL 9100160 8/1992
 NZ 592113 8/2012
 TW 200634060 10/2006
 WO WO 1989/003678 A1 5/1989
 WO WO 1990/013285 A1 11/1990
 WO WO 1990/013361 A1 11/1990
 WO WO 1990/013780 A1 11/1990
 WO WO 1991/07160 5/1991
 WO WO 1992/019241 A1 11/1992
 WO WO 1993/06819 4/1993
 WO WO 1993/06821 4/1993
 WO WO 1993/008832 5/1993
 WO WO 1993/09763 5/1993
 WO WO 1993/23083 11/1993
 WO WO 1994/09743 5/1994
 WO WO 1994/010982 A1 5/1994
 WO WO 1994/21262 9/1994

(56)

References Cited

FOREIGN PATENT DOCUMENTS

WO WO 1995/01167 1/1995
 WO WO 1995/09006 4/1995
 WO WO 1995/09007 4/1995
 WO WO 1995/013799 A1 5/1995
 WO WO 1995/34285 12/1995
 WO WO 1996/001134 1/1996
 WO WO 1996/003116 2/1996
 WO WO 1996/036317 A1 11/1996
 WO WO 1996/39142 12/1996
 WO WO 1996/40049 12/1996
 WO WO 1996/40139 12/1996
 WO WO 1996/40355 12/1996
 WO WO 1997/15289 5/1997
 WO WO 1997/15296 5/1997
 WO WO 1997/28181 8/1997
 WO WO 1997/031943 A1 9/1997
 WO WO 1997/044039 A1 11/1997
 WO WO 1997/46204 12/1997
 WO WO 1997/47339 12/1997
 WO WO 1998/00152 1/1998
 WO WO 1998/00157 1/1998
 WO WO 1998/00158 1/1998
 WO WO 1998/02169 1/1998
 WO WO 1997/041837 A3 2/1998
 WO WO 1998/007412 A1 2/1998
 WO WO 98/013092 A1 4/1998
 WO WO 1998/16250 4/1998
 WO WO 1998/17315 4/1998
 WO WO 1998/20930 5/1998
 WO WO 1998/27960 7/1998
 WO WO 1998/027962 7/1998
 WO WO 1998/27963 7/1998
 WO WO 1998/030231 7/1998
 WO WO 1998/32463 7/1998
 WO WO 1998/42317 10/1998
 WO WO 1998/47487 10/1998
 WO WO 1998/51282 11/1998
 WO WO 1999/03453 1/1999
 WO WO 1999/04767 2/1999
 WO WO 1999/004768 2/1999
 WO WO 1999/012549 A2 3/1999
 WO WO 1999/16419 4/1999
 WO WO 1999/025728 5/1999
 WO WO 1999/29306 6/1999
 WO WO 1999/033446 7/1999
 WO WO 1999/33449 7/1999
 WO WO 1999/39700 8/1999
 WO WO 1999/040788 8/1999
 WO WO 1999/044659 9/1999
 WO WO 1999/062501 12/1999
 WO WO 1999/064061 12/1999
 WO WO 2000/013663 3/2000
 WO WO 2000/029206 5/2000
 WO WO 2000/038652 7/2000
 WO WO 2000/040273 7/2000
 WO WO 2000/041548 7/2000
 WO WO 2000/045790 8/2000
 WO WO 2000/054745 9/2000
 WO WO 2000/059476 A1 10/2000
 WO WO 2000/066087 A2 11/2000
 WO WO 2000/066138 11/2000
 WO WO 2000/067728 11/2000
 WO WO 2001/019345 A1 3/2001
 WO WO 2001/028525 A2 4/2001
 WO WO 2001/043528 6/2001
 WO WO 2001/051041 7/2001
 WO WO 2001/78683 10/2001
 WO WO 2002/028366 4/2002
 WO WO 2002/036072 5/2002
 WO WO 2002/043800 6/2002
 WO WO 2002/045752 6/2002
 WO WO 2002/47716 6/2002
 WO WO 2002/067895 9/2002
 WO WO 2002/069983 9/2002
 WO WO 02/083216 10/2002

WO WO 2002/76344 10/2002
 WO WO 2002/085428 10/2002
 WO WO 2003/000230 1/2003
 WO WO 2003/007981 1/2003
 WO WO 2003/011892 2/2003
 WO WO 2003/020245 A1 3/2003
 WO WO 2003/024357 3/2003
 WO WO 2003/024503 3/2003
 WO WO 2003/030923 4/2003
 WO WO 2003/041684 5/2003
 WO WO 2003/041757 5/2003
 WO WO 2003/053400 7/2003
 WO WO 2003/066585 A2 8/2003
 WO WO 2003/072113 9/2003
 WO WO 2003/072133 9/2003
 WO WO 2004/002565 1/2004
 WO WO 2004/034975 A2 4/2004
 WO WO 2004/035754 A2 4/2004
 WO WO 2004/035762 A2 4/2004
 WO WO 2004/036186 A2 4/2004
 WO WO 2004/052336 6/2004
 WO WO 2004/056338 7/2004
 WO WO 2004/089335 10/2004
 WO WO 2004/103342 A2 12/2004
 WO WO 2005/048930 6/2005
 WO WO 2005/048952 6/2005
 WO WO 2005/102293 11/2005
 WO WO 2005/110425 11/2005
 WO WO 2006/017772 2/2006
 WO WO 2006/023526 3/2006
 WO WO 2006/081279 8/2006
 WO WO 2006/083761 8/2006
 WO WO 2006/084139 8/2006
 WO WO 2006/086727 8/2006
 WO WO 2006/101815 9/2006
 WO WO 2006/111169 10/2006
 WO WO 2006/131730 12/2006
 WO WO 2007/024700 3/2007
 WO WO 2007/056681 5/2007
 WO WO 2007/075534 7/2007
 WO WO 2007/084460 7/2007
 WO WO 2007/133778 11/2007
 WO WO 2007/140416 12/2007
 WO WO 2008/021133 2/2008
 WO WO 2008/041245 A2 4/2008
 WO WO 2008/061355 5/2008
 WO WO 2008/133908 11/2008
 WO WO 2008/134425 11/2008
 WO WO 2009/109927 9/2009
 WO WO 2009/143285 A2 11/2009
 WO WO 2011/011697 1/2011
 WO WO 2013/004983 A1 1/2013
 WO WO 2013/118109 A1 8/2013
 WO WO 2013/160347 10/2013

OTHER PUBLICATIONS

Adamson et al., "Phase I trial and pharmacokinetic study of all-trans-retinoic acid administered on an intermittent schedule in combination with interferon-Alpha2a in pediatric patients with refractory cancer," *J. Clin. Oncol.* 15(11):3330-3337 (Nov. 1997).
 Adolf et al., "Antigenic structure of human interferon $\omega 1\alpha 11$ (Interferon all 1): comparison with other human interferons," *J. Gen. Virol.* 68(6):1669-1676 (Jun. 1987).
 Adolf et al., "Human interferon $\omega 1$: isolation of the gene, expression in Chinese hamster ovary cells and characterization of the recombinant protein," *Biochim. Biophys. Acta* 108(9):167-174 (Jun. 1991).
 Adolf et al., "Monoclonal antibodies and enzyme immunoassays specific for human interferon (IFN) $\omega 1$: evidence that IFN- $\omega 1$ is a component of human leukocyte IFN," *Virology* 175(2):410-471 (Apr. 1990).
 Adolf et al., "Purification and characterization of natural human interferon $\omega 1$," *J. Bio. Chem.* 265(16):9290-9295 (Jun. 1990).
 Adolf, "Human interferon omega-a review," *Mult. Sclr.* 1:S44-47 (1995).

(56)

References Cited

OTHER PUBLICATIONS

- Ahn et al., "A New Approach to Search for the Bioactive Confirmation of Glucagon: Positional Cyclization Scanning" *Journal of Medicinal Chemistry*, vol. 44, No. 19, (2001): 3109-3116.
- Akers, et al., "Formulation Design and Development of Parenteral Suspensions," *Journal of Parenteral Science & Technology*, 41(3): 88-96 (1987).
- Alonso et al. "Determinants of Release Rate of Tetanus Vaccine from Polyester Microspheres," *Pharmaceutical Research*, 10(7): 945-953 (1993).
- Andrx Pharmaceuticals, LLC, ANDA for Concerta® Extended-Release Tablets, 6 pages (correspondence dated Sep. 6, 2005).
- Ansel et al., "Dosage Form Design: Pharmaceutical and Formulation Considerations," *Pharmaceutical Dosage Forms and Drug Delivery Systems*, Ch. 3 at 87-92 (7th ed. Lippincott Williams & Wilkins 1999).
- Ansel et al., "Modified-Release Dosage Forms and Drug Delivery Systems," *Pharmaceutical Dosage Forms and Drug Delivery Systems*, Ch. 8 at 229-243 (7th ed. Lippincott Williams & Wilkins 1999).
- ASTM International, *AnnualBook of ASTM Standards*, 8.02:208-211, 584-587 (1984).
- Aulitzky, "Successful Treatment of Metastatic Renal Cell Carcinoma With a Biologically Active Dose of Recombinant Interferon-Gama," *Journal of Clinical Oncology* 7(12):1875-1884 (1989).
- Bailon et al., "Rational Design of a Potent, Long-lasting Form of Interferon: A 40 kDa Branched Polyethylene Glycol-conjugated Interferon Alpha-2a for the Treatment of Hepatitis C," *Bioconjugate Chemistry* 12(2):195-202 (2001).
- Bakan et al., "Physicochemical Characterization of a Synthetic Lipid Emulsion for Hepatocyte-Selective Delivery of Lipophilic Compounds: Application to Polyiodinated triglycerides as Contrast Agents for Computed Tomography," *J. Pharm. Sci.*, 85(9):908-914 (1996).
- Bakhtiar et al, "Taking Delivery," *Soap Perfumery & Cosmetics* 76(3):59-65 (2003) (liposomes in cosmetic delivery systems).
- Balkwill,F., "Interferons," *Lancet* 1(8646):1060-1063 (May 1989).
- Bauer et al., "Non-aqueous emulsions as vehicles for capsule fillings," *Drug Dev. & Industrial Pharmacy* 10(5):699-712 (1984).
- Bekkering et al., "Estimation of early hepatitis C viral clearance in patients receiving daily interferon and ribavirin therapy using a mathematical model," *Hepatology* 33(2):419-423 (Feb. 2001).
- Bell et al, "Impact of moisture on thermally induced denaturation and decomposition of lyophilized bovine somatotropin," *Drug Delivery Research & Dev. Biopolymers*, (35):201-209 (1995).
- Bell et al., "Hamster preproglucagon contains the sequence of glucagon and two related peptides," *Nature* 302:716-718 (1983).
- Bertoncello et al., "Haematopoietic radioprotection by Cremophor EL: a polyethoxylated castor oil," *Int. J. Radiat. Biol.* 67(1):57-64 (1995).
- Bodmeier and McGinity, "Solvent selection in the preparation of poly(dl-lactide) microspheres prepared by the solvent evaporation method," *International Journal of Pharmaceutics*, 43(1-2): 179-186 (Apr. 1988).
- Bohlinder et al., "Use and characteristics of a novel lipid particle-forming matrix as a drug-carrier system," *Euro. J. Pharm. Sci.* 2(4):271-279 (1994).
- Bolinger et al., "Recombinant interferon γ for treatment of chronic granulomatous disease and other disorders," *Clin. Pharm.* 11(10):834-850 (Oct. 1992).
- Bonkovsky et al., "Outcomes research in chronic viral hepatitis C: effects of interferon therapy," *Can. J. Gastroenterol.* 14(Supp. B):21B-29B (Jul.-Aug. 2000).
- Borden et al., "Second-generation interferons for cancer: Clinical targets," *Semin. Cancer Biol.* 10(2):125-144 (Apr. 2000).
- Boué et al., "Antiviral and antiluteolytic activity of recombinant bovine IFN- ω 1 obtained from *Pichia pastoris*," *J. Interferon & Cytokine Res.* 20:677-683 (2000).
- Bray, "Gut Signals and Energy Balance: Ghrelin, Peptide YY, Leptin, and Amylin," (Dec. 19, 2007) (slides and transcript for presentation at Medscape CME).
- Buckwold et. al. "Antiviral activity of CHO-SS cell-derived human omega interferon and other human interferons against HCV RNA replicons and related viruses," *Antiviral Res.* 73(2):118-25 (Feb. 2007) (Epub Sep. 11, 2006).
- Cantor, "Theory of lipid monolayers comprised of mixtures of flexible and stiff amphiphiles in anathermal solvents: fluid phase coexistence," *J. Chem. Physics* 104(20):8082-8095 (1996). CAS Number: 56-81-5 (Nov. 16, 1984).
- Cha and Pitt, "A one-week subdermal delivery system for I-methadone based on biodegradable microcapsules," *Journal of Controlled Release*, 7: 69-78 (1988).
- Cha and Pitt, "The acceleration of degradation-controlled drug delivery from polyester microspheres," *Journal of Controlled Release*, 8: 259-265 (1989).
- Chang et al., "Biodegradable polyester implants and suspension injection for sustained release of a cognitive enhancer," *Pharm. Tech.* 20(1):80-84 (1996).
- Chapman et al., "Physical Studies of Phospholipids. VI. Thermotropic and Lyotropic Mesomorphism of Some 1,2-Diacylphosphatidylcholines (lecithins)," *Chem. & Physics of Lipids* 1(5):445-475 (1967).
- Chaumeil, "Micronization: a method of improving the bioavailability of poorly soluble drugs," *Methods & Findings in Experimental & Clinical Pharmacology* 20(3):211-215 (1998).
- Clark et al., "The diabetic Zucker fatty rat," *Proc. Soc. Exp. Biol.* 173(1):68-75 (1983).
- Cohen et al., "Controlled delivery systems for proteins based on poly(lactic/glycolic acid) microspheres," *Pharmaceutical Research*, 8(6): 713-720 (1991).
- Condino-Neto, "Interferon- γ improves splicing efficiency of CYBB gene transcripts in an interferon responsive variant of chronic granulomatous disease due to a splice site consensus region mutation," *Blood* 95(11):3548-3554 (Jun. 2000).
- Conti, et al., "Use of polylactic acid for the preparation of microparticulate drug delivery systems," *Journal of Microencapsulation*, 9(2): 153-166 (1992).
- Costantino et al., "Protein Spray Freeze Drying. 2. Effect of Formulation Variables on particle Size and Stability," *J. Pharm. Sci.* 91:388-395 (2002).
- Darney, "Subdermal progestin implant contraception," *Current Opinion in Obstetrics & Gynecology* 3:470-476 (1991).
- Das et al., "Reviewing Antisense Oligonucleotide Therapy: Part 2, Delivery Issues," *BioPharm*, 2(11):44-51 (1999).
- Dash et al., "Therapeutic applications of implantable drug delivery systems," *Journal of Pharmacological and Toxicological Methods*, 40(1):1-12 (1998).
- Davis et al., "Durability of viral response to interferon alone or in combination with oral ribavirin in patients with chronic hepatitis C," *Prog. Abstr. 50th Annu. Mtg. Postgrad. Courses Am. Assn. Study Liver Dis.*, Dallas, TX (Nov. 5-9, 1999)(Abstract 570).
- Deacon et al., "GLP-1-(9-36) amide reduces blood glucose in anesthetized pigs by a mechanism that does not involve insulin secretion," *Am. J. Physiol. Endocrinol. Metab.*, 282:E873-E879 (2002).
- Desai et al., "Protein structure in the lyophilized state: a hydrogen isotope exchange/NMR study with bovine pancreatic trypsin inhibitor," *J. Am. Chem. Soc.* 116(21):9420-9422 (1994).
- Di Marco et al., "Combined treatment of relapse of chronic hepatitis C with high-dose α -2B interferon plus ribavirin for 6 or 12 months," *Prog. Abstr. 50th Annu. Mtg. Postgrad. Courses Am. Assn. Study Liver Dis.*, Dallas, TX (Nov. 5-9, 1999)(Abstract 569).
- Dorr et al., "Phase I-II trial of interferon-Alpha 2b by continuous subcutaneous infusion over 28 days," *J. Interferon Res.* 8:717-725 (1988).
- Efendic et al., "Overview of incretin hormones," *Horm. Metab. Res.*, 36(11-12):742-746 (2004).
- Eissele et al., "Rat gastric somatostatin and gastrin release: interactions of exendin-4 and truncated glucagon-like peptide-1 (GLP-1) amide," *Life Sci.*, 55(8):629-634 (1994).
- Elias et al., "Infusional Interleukin-2 and 5-fluorouracil with subcutaneous interferon- α for the treatment of patients with advanced

(56)

References Cited

OTHER PUBLICATIONS

- renal cell carcinoma: a southwest oncology group Phase II study," *Cancer* 89(3):597-603 (Aug. 2000).
- Eng et al., "Isolation and characterization of exendin-4, an exendin-3 analogue, from *Heloderma suspectum* venom. Further evidence for an exendin receptor on dispersed acini from guinea pig pancreas," *J. Biol. Chem.*, 267(11):7402-7405 (1992).
- Eng et al., "Purification and structure of exendin-3, a new pancreatic secretagogue isolated from *Heloderma horridum* venom," *J. Biol. Chem.*, 265(33):20259-20262 (1990).
- Eppstein et al., "Biological activity of liposome-encapsulated murine interferon γ is mediated by a cell membrane receptor," *PNAS USA* 82:3688-3692 (1985).
- Eros et al., "Multiple phase emulsions as controlled drug delivery therapeutic systems," *Proc.-Conf. Colloid Chem.* 193-196 (1993).
- Erowid, "Introduction to the Federal Controlled Substance Analog Act" 2001, 4 pages.
- Ertl et al., "Poly (DL-lactide-co-glycolide) microspheres as carriers for peptide vaccines," *Vaccine* 14(9):879-885.(1996).
- Fang et al., "The impact of baseline liver histology on virologic response to interferon a-2b \pm p ribavirin therapy in patients with chronic hepatitis C," *Prog. Abstr. 50th Annu. Mtg. Postgrad. Courses Am. Assn. Study Liver Dis.*, Dallas, TX (Nov. 5-9, 1999)(Abstract 572).
- Felker et al., "The Rate of Transfer of Unesterified Cholesterol from Rat Erythrocytes to Emulsions Modeling Nascent Triglyceride-Rich Lipoproteins and Chylomicrons Depends on the Degree of Fluidity of the Surface," *J. Nutritional Biochem.* 4(1):630-634 (1993).
- Ferenci et al., "Combination of interferon (IFN) induction therapy and ribavirin in chronic hepatitis C," *Prog. Abstr. Dig. Dis. Week 2000, San Diego, CA (May 21-24, 2000) (Abstract 977)*.
- Fontaine et al., "Recovery from chronic hepatitis C in long-term responders to ribavirin plus interferon a," *Lancet* 356(9223):41 (Jul. 2000).
- Franchetti et al., "Furanfuran and Thiophenfurin: Two Novel Tiazofurin Analogues. Synthesis, Structure, Antitumor Activity, and Interactions with Inosine Monophosphate Dehydrogenase," *J. Medicinal Chem.* 38(19):3829-3837 (1995).
- Fujii et al., "Effect of phosphatidylcholine on Skin Permeation of Indomethacin from gel prepared with Liquid Paraffin and Hydrogenated Phospholipid," *Int'l J. Pharmaceutics* 222(1):57-64 (2001).
- Fujii et al., "Enhancement of skin permeation of miconazole by phospholipid and dodecyl 2-(N, N-dimethylamino) propionate (DDAIP)," *Int'l J. Pharmaceutics* 234(1-2): 121-128 (2002).
- Gao et al., "Target-Mediated Pharmacokinetic and Pharmacodynamic Model of Exendin-4 in Rats, Monkeys, and Humans," *Drug Metabolism and Disposition*, vol. 40, No. 5, pp. 990-997 (2012).
- Gan To Kagaku Ryoho, "Phase II study of recombinant leukocyte A interferon (Ro22-8181) in malignant brain tumors," *Cancer & Chemotherapy* 12(4):913-920 (Apr. 1985) (non-English with English abstract).
- Gappa et al., "Juvenile laryngeal papillomatosis—a case report," *Pneumologie* 45(11):936-938 (Nov. 1991) (XP009079028) (non-English with English abstract).
- Gause et al., "Phase I study of subcutaneously administered interleukin-2 in combination with interferon alfa-2a in patients with advanced cancer," *J. Clin. Oncol.* 14(8):2234-2241 (Aug. 1996).
- Georgios, et al. "Pharmacokinetics and Tolerability of Exenatide Delivered by 7-Day Continuous Subcutaneous Infusion in Healthy Volunteers," *Advances in Therapy, Health Communications, Metuchen, NJ, US*, vol. 32, No. 7, Jul. 10, 2015, pp. 650-661.
- Ghiglione et al., "How glucagon-like is glucagon-like peptide-1?" *Diabetologia* 27:599600 (1984).
- Glue et al., "A dose-ranging study of Peg-intron and ribavirin in chronic hepatitis C—safety, efficacy, and virological rationale," *Prog. Abstr. 50th Annu. Mtg. Postgrad. Courses Am. Assn. Study Liver Dis.*, Dallas, TX(Nov. 5-9, 1999)(Abstract 571).
- Glumetza Brochure 2009, 13 Pages.
- Goke et al., "Exendin-4 is a high potency agonist and truncated exendin-(9-39)-amide an antagonist at the glucagon-like peptide 1-(7-36)-amide receptor of insulin-secreting beta-cells," *J. Biol. Chem.*, 268(26):19650-19655 (1993).
- Gonzales et al., "Randomized controlled trial including an initial 4-week 'induction' period during one year of high-dose interferon a-2B treatment for chronic hepatitis C," *Prog. Abstr. Dig. Dis. Week 2000, San Diego, CA (May 21-24, 2000) (Abstract 975)*.
- Gonzalez, et al., "Hemoglobin Alc: A Reliable and Accurate Test for Diabetes Care? A Prospective Study in Mexico," *Salud Publica Mex* 55:462-468 (2013).
- Gosland et al., "A phase I trial of 5-day continuous infusion cisplatin and interferon Alpha," *Cancer Chemother. Pharmacol.* 37(1-2):39-46 (1995).
- Grant et al., "Combination therapy with interferon-a plus N-acetyl cysteine for chronic hepatitis C: a placebo controlled double-blind multicentre study," *J. Med. Virol.* 61(4):439442 (Aug. 2000).
- Gutniak et al., "Antidiabetogenic effect of glucagon-like peptide-1 (7-36)amide in normal subjects and patients with diabetes mellitus," *N. Engl. J. Med.*, 326(20):1316-1322 (1992).
- Hageman, "The Role of Moisture in Protein Stability," *Drug Dev. & Ind. Pharm.* 14(14):2047-2070 (1988).
- Hauck, "Engineer's Guide to Plastics," *Materials Engineering* 5(72):38-45 (Jul. 17, 1972).
- Heathcote et al., "Peginterferon Alfa-2a in Patients With Chronic Hepatitis C and Cirrhosis," *New England J. Med.* 343(23):1673-1680 (2000).
- Heim et al., "Intracellular signaling and antiviral effects of interferons," *Dig. Liver Dis.* 32(3):257-263 (Apr. 2000).
- Heinrich et al., "Pre-proglucagon messenger ribonucleic acid: nucleotide and encoded amino acid sequences of the rat pancreatic complementary deoxyribonucleic acid," *Endocrinol.*, 115:2176-2181 (1984).
- Hellstrand et al., "Histamine and cytokine therapy," *Acta Oncol.* 37(4):347-353 (1998).
- Hellstrand et al., "Histamine and the response to IFN-a in chronic hepatitis C," *Interferon Cytokine Res.* 18(1):21-22 (Jan. 1998).
- Hellstrand et al., "Histamine in immunotherapy of advanced melanoma: a pilot study," *Cancer Immunol Immunother.* 39(6):416-419 (Dec. 1994).
- Henry et al., "Comparing ITCA 650, continuous subcutaneous delivery of exenatide via DUROS® device, vs. twice daily exenatide injections in metformin-treated type 2 diabetes," oral presentation at the 46th Annual Meeting of the European Association for the Study of Diabetes in Stockholm, Sweden, 21 pages (Sep. 20-24, 2010).
- Hisatomi et al., "Toxicity of polyoxyethylene hydrogenated castor oil 60 (HCO-60) in experimental animals," *J. Toxicol. Sci.*, 18(3):1-9 (1993).
- Hodgman, et al., Eds., *Handbook of Chemistry and Physics*, 35th Edition, 1024-1025 (1953).
- Hodoshima et al., "Lipid nanoparticles for delivering antitumor drugs," *InterNational Journal of Pharmaceutics*, 146(1):81-92 (1997).
- Hoffmann-La Roche Inc., *Pegasys® (peginterferon alfa-2a)*, 15 pages (2002).
- Horton et al., "Antitumor effects of interferon-omega: in vivo therapy of human tumor xenografts in nude mice" *Cancer Res* 59(16):4064-4068 (Aug. 1999).
- Hubel et al., "A phase I/II study of idarubicin, dexamethasone and interferon-alpha (1-Dexa) in patients with relapsed or refractory multiple myeloma" *Leukemia* 11 Suppl 5:S47S51 (Dec. 1997).
- Huggins et al., "Synergistic antiviral effects of ribavirin and the C-nucleoside analogs tiazofurin and selenazofurin against togaviruses, bunyaviruses, and arenaviruses," *Antimicrobial Agents & Chemotherapy*, 26(4):476-480 (1984).
- Iacobelli et al., "A phase I study of recombinant interferon-alpha administered as a seven-day continuous venous infusion at circadian-rhythm modulated rate in patients with cancer," *Am. J. Clin. Oncol.* 18(1):27-31 (1995).
- IFNB Multiple Sclerosis Study Group, "Interferon β -1b is effective in relapsing-remitting multiple sclerosis," *Neurology* 43(4):655-667 (Apr. 1993).
- INTERMUNE® Inc., *Infergen® (Interferon alfacon-1)*, 5 pages (2002).
- Isaacs et al., "Virus interference. I. The interferon," *Pro. R. Soc. Lond. B. Biol. Sci.* 147:258-267 (1957).

(56)

References Cited

OTHER PUBLICATIONS

- Ishiwata et al., "Clinical effects of the recombinant feline interferon-omega on experimental parvovirus infection in beagle dogs," *J. Vet. Med. Sci.* 60(8):911-917 (1998).
- Jain et al., "Controlled delivery of drugs from a novel injectable in situ formed biodegradable PLGA microsphere system," *J. Microencapsulation* 17(3):343-362 (2000).
- Jalil and Nixon, "Biodegradable poly(lactic acid) and poly(lactide-co-glycolide) microcapsules: Problems associated with preparative techniques and release properties," *Journal of Microencapsulation*, 7(3): 297-325 (Jul.-Sep. 1990).
- Johnson et al., "How interferons fight disease," *Sci. Am.* 270(5):68-75 (May 1994).
- Jordan et al., "Guidelines for Antiemetic Treatment of Chemotherapy-Induced Nausea and Vomiting: Past, Present and Future Recommendations," *The Oncologist* 12(9):1143-1150 (2007).
- Kabalnov et al., "Macroemulsion type and stability of alkane-water-phospholipid systems," Abstracts of Papers, Part 1, 210th ACS National Meeting, 0-8412-3222-9, American Chemical Society, Chicago, IL (Aug. 20-24, 1995) (Abstract only).
- Kabalnov et al., "Phospholipids as Emulsion Stabilizers. 2. Phase Behavior Versus Emulsion Stability," *Journal of Colloid and Interface Science* 184(1):227-235 (1996).
- Khalili et al., "Interferon and ribavirin versus interferon and amantadine in interferon nonresponders with chronic hepatitis C," *Am. J. Gastroenterol.* 95(5):1284-1289 (May 2000).
- Kildsig et al., "Theoretical Justification of Reciprocal Rate Plots in Studies of Water Vapor Transmission through Films," *J. Pharma. Sci.* 29(11):1634-01637 (Nov. 17, 1970).
- Kirkwood et al., "Interferon Alfa-2b adjuvant therapy of high-risk resected cutaneous melanoma: The Eastern Cooperative Oncology Group Trial EST 1684," *J. Clin. Oncol.* 14(1):7-17 (1996).
- Kita et al., "Characterization of a polyethylene glycol conjugate of recombinant human interferon- γ ," *Drug Des. Deliv.* 6(3):157-0167 (Sep. 1990).
- Knepp et al., "Identification of antioxidants for prevention of peroxide-mediated oxidation of recombinant human ciliary neurotrophic factor and recombinant human nerve growth factor," *J. Pharm. Sci. Tech.* 50(3):163-171 (1996).
- Knepp et al., "Stability of nonaqueous suspension formulations of plasma derived factor IX and recombinant human Alpha interferon at elevated temperatures," *Pharm. Res.* 15(7):1090-1095 (1998).
- Knobler et al., "Systemic α -interferon therapy of multiple sclerosis," *Neurology* 34(10):1273-1279 (Oct. 1984).
- Kovacevic et al., "Treatment of chronic viral hepatitis B in secondary membranoproliferative glomerulonephritis using recombinant α -2 interferon," *Maksic Dj Vojnosanit. Pregl.* 57(2):235-240 (Mar.-Apr. 2000) (non-English with English abstract).
- Kracke et al., "Mx proteins in blood leukocytes for monitoring interferon β -1b therapy in patients with MS," *Neurology* 54(1):193-199 (Jan. 2000).
- Krown et al., "Interferons and interferon inducers in cancer treatment," *Semin. Oncol.* 13(2):207-217 (1986).
- Kubes et al., "Cross-species antiviral and antiproliferative activity of human interferon- ω ," *J. Interferon Res.* 14:57-59 (1994).
- Kunzi et al., "Role of interferon-stimulated gene ISG-15 in the interferon- ω -mediated inhibition of human immunodeficiency virus replication," *J. Interferon Cytokine Res.* 16(11):919-927 (Nov. 1996).
- Larsson, "Stability of emulsions formed by polar lipids," *Progress in the Chemistry of Fats and Other Lipids* 16:163-0169 (1978).
- Lee and Timasheff, "The stabilization of proteins by sucrose," *J. Biological Chem.*, 256(14): 7193-7201 (Jul. 1981).
- Lee et al., "Dynamics of hepatitis C virus quasispecies turnover during interferon-A treatment," *Prog. Abstr. Dig. Dis. Week 2000*, San Diego, CA (May 21-24, 2000) (Abstract 974).
- Lee, "Therapy of hepatitis C: interferon alfa-2A trials," *Hepatology* 26: 89S-95S (Sep. 1997) (XP000981288).
- Li et al. "Glucagon-Like Peptide-I Receptor Agonists Versus Insulin Glargine for Type 2 Diabetes Mellitus: A Systematic Review and Meta-Analysis of Randomized Controlled Trials" in *Current Therapeutic Research*, vol. 71, No. 4, Aug. 2010.
- Li, et al., "Prediction of solvent removal profile and effect on properties for peptide-loaded PLGA microspheres prepared by solvent extraction/evaporation method," *Journal of Controlled Release*, 37: 199-214 (1995).
- Lopez et al., "Mammalian pancreatic preproglucagon contains three glucagon-related peptides," *Proc. Natl. Acad. Sci. USA*, 80(18):5485-5489 (1983).
- Lublin et al., "Defining the Clinical course of multiple sclerosis: results of an International survey," *Neurology*. 46:907-911 (1996).
- Lukaszewski et al., "Pegylated a interferon is an effective treatment for virulent Venezuelan equine encephalitis virus and has profound effects on host immune response to infection," *J. Virol.* 74(11):5006-5015 (Jun. 2000).
- Lund et al., "Pancreatic preproglucagon cDNA contains two glucagon-related coding sequences arranged in tandem," *Proc. Natl. Acad. Sci. USA*, 79(2):345-349 (1982).
- Lundberg, "A submicron lipid emulsion coated with amphipathic polyethylene glycol for parenteral administration of paclitaxel (Taxol)," *J. Pharm. & Pharmacol.* 49(1):16-21 (1997).
- Maa and Hsu, "Liquid-liquid emulsification by static mixers for use in microencapsulation," *Journal of Microencapsulation*, 13(4): 419-433 (Jul.-Aug. 1996).
- Madsbad, "Exenatide and liraglutide: different approaches to develop GLP-1 receptor agonists (incretin mimetics)—preClinical and Clinical results," *Best Practice & Research Clinical Endocrinology & Metabolism* 23:463-77 (2009).
- Magnuson et al. "Enhanced recovery of a secreted mammalian protein from suspension culture of genetically modified tobacco cells," *Protein Expression & Purification* 7:220-228 (1996).
- Malley et al., "Chronic Toxicity and Oncogenicity of N-Methylpyrrolidone (Nmp) in Rats and Mice by Dietary Administration," *Drug Chem Toxicol.* 24(4):315-38 (Nov. 2001).
- Manning et al., "Stability of protein Pharmaceuticals," *Pharm. Res.* 6(11):903-918 (1989).
- Marincola et al., "Combination therapy with interferon alfa-2a and interleukin-2 for the treatment of metastatic cancer," *J. Clinical Oncol.* 13(5):1110-1122 (1995) (XP009078965).
- Massey, "Interaction of vitamin E with saturated phospholipid bilayers," *Biochem. & Biophys. Res. Comms.* 106(3):842-847 (1982).
- Maulding, et al., "Biodegradable microcapsules: Acceleration of polymeric excipient hydrolytic rate by incorporation of a basic medicament," *Journal of Controlled Release*, 3: 103-117 (1986).
- Mchutchison et al., "Interferon α -2b alone or in combination with ribavirin as initial treatment for chronic hepatitis C," *N. Engl. J. Med.* 339(21):1485-1492 (Nov. 1998).
- Mehta, et al., "Peptide containing microspheres from low molecular weight and hydrophilic poly(d,l-lactide-co-glycolide)," *Journal of Controlled Release*, 41: 249-257 (1996).
- Meier et al., "The glucagon-like peptide-1 metabolite GLP-1-(9-36) amide reduces postprandial glycemia independently of gastric emptying and insulin secretion in humans," *Am. J. Physiol. Endocrinol. Metab.*, 290(6):E1118-E1123 (2006).
- Merad et al., "Generation of monocyte-derived dendritic cells from patients with renal cell cancer: modulation of their functional properties after therapy with biological response modifiers (IFN- α plus IL-2 and IL-12)," *J. Immunother.* 23(3):369-378 (May-Jun. 2000).
- Milella et al., "Neutralizing antibodies to recombinant α -interferon and response to therapy in chronic hepatitis C infection," *Liver* 13(3):146-150 (Jun. 1993).
- Mohler, "Primer on electrodeposited coatings," *Materials Engineering* 5:38-45 (1972).
- Mojsov, "Structural requirements for biological activity of glucagon-like peptide-I," *Int. J. Peptide Protein Research*, 40:333-343 (1992).
- Morgan, "Structure and Moisture Permeability of Film-Forming Polymers," *Ind. Eng. Chem.* 45(10):2296-2306 (1953).
- Motzer et al., "Phase I trial of 40-kd branched pegylated interferon alfa-2a for patients with advanced renal cell carcinoma," *J. Clinical Oncol.* 19(5):1312-1319 (2001).

(56)

References Cited

OTHER PUBLICATIONS

- Nauck et al., "Normalization of fasting glycaemia by intravenous GLP-1 ([7-36 amide] or [7-37]) in type 2 diabetic patients," *Diabet. Med.*, 15(11):937-945(1998).
- Neumann et al., "Hepatitis C Viral Dynamics In Vivo and the Antiviral Efficacy of Interferon-alpha Therapy," *Science* 282:103-107 (Dec. 1998).
- Nieforth et al., "Use of an indirect pharmacodynamic stimulation model of MX protein induction to compare in vivo activity of interferon-a-2a and a polyethylene glycol-modified derivative in healthy subjects," *Clin. Pharmacol. Ther.* 59(6):636-646 (Jun. 1996).
- Nielsen, "Incretin mimetics and DPP-IV inhibitors for the treatment of type 2 diabetes," *Drug Discovery Today* 10(10):703-710 (May 15, 2005).
- Norden et al., "Physicochemical characterization of a drug-containing phospholipid-stabilized o/w emulsion for intravenous administration," *Eur. J. Pharm. Sci.* 13(4):393-401 (2001).
- Olaso et al., "Early prediction of lack of response to treatment with interferon and interferon plus ribavirin using biochemical and virological criteria in patients with chronic hepatitis C," *Esp. Quimioter.* 12(3):220-228 (Sep. 1999) (non-English with English abstract).
- Ortiz et al., "A differential scanning calorimetry study of the interaction of a-tocopherol with mixtures of phospholipids," *Biocim et Biophys Acta* 898(2):214-222 (1987).
- Palmeri et al., "5-Fluorouracil and recombinant a-interferon-2a in the treatment of advanced colorectal carcinoma: a dose optimization study," *J. Chemotherapy* 2(5):327-330 (Oct. 1990).
- Panitch, "Interferons in multiple sclerosis," *Drugs* 44(6):946-962 (Dec. 1992).
- Patti et al., "Natural interferon-b treatment of relapsing-remitting and secondary-progressive multiple sclerosis patients: two year study," *Acta. Neurol. Scand.* 100:283-289 (1999).
- Paty et al., "Interferon beta-1 b is effective in relapsing-remitting multiple sclerosis," *Neurology* 43:662-667 (1993).
- Patzelt et al., "Identification and processing of proglucagon in pancreatic islets," *Nature*, 282:260-266 (1979).
- PCT International Search Report for PCT/US2009/000916, 4 pages (Aug. 12, 2009).
- Peterson et al., "Neuropathic complications in the Zucker diabetic fatty rat (ZDF/Drt-fa)," *Frontiers in diabetes research. Lessons from Animal Diabetes III*, Shafir, E. (ed.), pp. 456-458, Smith-Gordon, London (1990).
- Peterson et al., "Zucker Diabetic Fatty Rat as a Model for Non-insulin-dependent Diabetes Mellitus," *ILAR Journal*, 32(3):16-19 (1990).
- Pimstone et al., "High dose (780 MIU/52 weeks) interferon monotherapy is highly effective treatment for hepatitis C," *Prog. Abstr. Dig. Dis. Week 2000*, San Diego, CA (May 21-24, 2000) (Abstract 973).
- Plauth et al., "Open-label phase II study of omega interferon in previously untreated HCV infected patients," *Hepatology* 34(4):A331 (Oct. 1, 2001) (XP004716169) (Abstract Only).
- Plauth et al., "Open-label study of omega interferon in previously untreated HCV-infected patients," *J. Hepatology* 36(Supp. 1):125 (Apr. 2002) (XP002511882) (Abstract Only).
- Pohl et al., "Molecular cloning of the helodermin and exendin-4 cDNAs in the lizard. Relationship to vasoactive intestinal polypeptide/pituitary adenylate cyclase activating polypeptide and glucagon-like peptide 1 and evidence against the existence of mammalian homologues," *J. Biol. Chem.*, 273(16):9778-9784 (1998).
- Poynard et al., "Is an 'a la carte' combined interferon a 2b plus ribavirin possible for the first line treatment in patients with chronic hepatitis C," *Hepatology* 31(1):211-218 (Jan. 2000).
- Poynard et al., "Randomized trial of interferon a 2b plus ribavirin for 48 weeks or for 24 weeks versus interferon a 2b plus placebo for 48 weeks for the treatment of chronic infection with hepatitis C virus," *Lancet* 352(9138):1426-1432 (Oct. 1998).
- Pratley et al., "Targeting Incretins in Type 2 Diabetes: Role of GLP-1 Receptor Agonists and DPP-4 Inhibitors," *Rev. Diabet. Stud.*, 5(2):73-94 (2008).
- Quesada et al., "Interferons in Hematological Malignancies", eds. Baron et al., U. Tex. 487-495 (1987).
- Quianzon et al., "Lixisenatide-Once-daily Glucagon-like Peptide-1 Diabetes," *US Endocrinology* 7(2):104-109 (2011).
- Quintanar-Guerrero et al., "Applications of the ion-pair concept to hydrophilic substances with special emphasis on peptides," *Pharm. Res.* 14(2):119-127 (1997).
- Rajkumar et al., "Phase I evaluation of radiation combined with recombinant interferon Alpha-2a and BCNU for patients with high-grade glioma," *Int'l J. Radiat. Oncol. Biol. Phys.* 40(2):297-302 (Jan. 15, 1998).
- Ratner et al., "Dose-dependent effects of the one-daily GLP-1 receptor agonist lixisenatide in patients with Type 2 diabetes inadequately controlled with metformin: a randomized, double-blind, placebo-controlled trial," *Diabetic Medicine* 27(9):1024-1032 (Sep. 2010).
- Roberts et al., "The Evolution of the Type I Interferons 1," *J. Interferon Cytokine Res.* 18(10):805-816 (Oct. 1998).
- Roche Pharmaceuticals, Roferon®-A (Interferon alfa-2a, recombinant), 22 pages (2003).
- Roff et al., "Handbook of Common Polymers", Cleveland Rubber Co. 72 pages (1971).
- Rogers et al., "Permeability Valves," *Ind. & Eng. Chem.* 49(11):1933-1936 (Nov. 17, 1957).
- Rohloff et al., "DUROS Technology Delivers Peptides and Proteins at Consistent Rate Continuously for 3 to 12 Months," *J. Diabetes Sci. & Tech.*, 2(3):461-467 (May 1, 2008).
- Roman et al., "Cholestasis in the rat by means of intravenous administration of cyclosporine vehicle, Cremophor EL," *Transplantation* 48(4):554-558 (1989).
- Roth et al., "Combination therapy with amylin and peptide YY[3-36] in obese rodents: anorexigenic synergy and weight loss additivity," *Endocrinol.* 148(12):6054-61 (Dec. 2007).
- Roth et al., "High Dose Etrinate and Interferon-Alpha—A Phase I Study in Squamous Cell Carcinomas and Transitional Cell Carcinomas," *Acta Oncol.* 38(5):613-617 (1999).
- Sah, et al., "A novel method of preparing PLGA microcapsules utilizing methylethyl ketone," *Pharmaceutical Research*, 13(3): 360-367 (1996).
- Sato, et al., "Porous biodegradable microspheres for controlled drug delivery. I. Assessment of processing conditions and solvent removal techniques," *Pharmaceutical Research*, 5(1): 21-30 (1988).
- Schepis et al., "Which patients with cirrhosis should undergo endoscopic screening for esophageal varices detection," *Hepatology*, 33(2); 333-338 (2001).
- Schepp et al., "Exendin-4 and exendin-(9-39)NH₂: agonist and antagonist, respectively, at the rat parietal cell receptor for glucagon-like peptide-1-(7-36)NH₂," *Eur. J. Pharmacol.*, 269(2):183-191 (1994).
- Schering Corp., Intone® A for Injection, 6 pages (2001).
- Schering Corp., PEG-Intron™ (Peginterferon alfa-2b) Powder for Injection, 29 pages (2003).
- Schmalz et al., "Modification of drug penetration into human skin using microemulsions," *J. Controlled Release* 46(3):279-285 (1997).
- Sen et al., "The interferon system: a bird's eye view of its biochemistry," *J. Biol. Chem.* 267(8):5017-5020 (Mar. 1992).
- Shima et al., "Serum total bile acid level as a sensitive indicator of hepatic histological improvement in chronic hepatitis C patients responding to interferon treatment," *J. Gastroenterol. Hepatol.* 15(3):294-299 (Mar. 2000).
- Shiratori et al., "Histologic improvement of fibrosis in patients with hepatitis C who have sustained response to interferon therapy," *Ann. Int. Med.* 132(7):517-524 (Apr. 2000).
- Shire et al., "Challenges in the Development of High Protein Concentration Formulations," *J. Pharm. Sci.* 93:1390-1402 (2004).
- Simon et al., "A longitudinal study of T1 hypointense lesions in relapsing MS: MSCRG trial of interferon 131a," *Neurology* 55(2):185-192 (Jul. 2000).
- Smith, "Peripheral Neuro-hormones as a Strategy to Treat Obesity," oral presentation at the 2007 Cardiometabolic Health Congress in Boston, MA, pp. 1-35 (Sep. 26-29, 2007).

(56)

References Cited

OTHER PUBLICATIONS

- Sparks et al., "Lipoprotein Alterations in 10- and 20-week-old Zucker diabetic fatty rats: hyperinsulinemic versus insulinopenic hyperglycemia," *Metabolism*, 47(11):1315-1324 (1998).
- Sulkowski et al., "Peginterferon-a-2a (40kD) and ribavirin in patients with chronic hepatitis C: a phase II open label study," *Biodrugs* 16(2):105-109 (2002).
- Szayna, et al., "Exendin-4 decelerates food intake, weight gain, and fat deposition in Zucker rats," *Endocrinology*, 141(6): 1936-1941 (2000).
- Talpaz et al., "Phase I study of polyethylene glycol formulation of interferon Alpha-2B (Schering 54031) in Philadelphia chromosome-positive chronic myelogenous leukemia," *Blood* 98(6):1708-1713 (2001).
- Talsania et al., "Peripheral exendin-4 and peptide YY(3-36) synergistically reduce food intake through different mechanisms in mice," *Endocrinology* 146(9): 3748-56 (Sep. 2005).
- Tanaka et al., "Effect of interferon therapy on the incidence of hepatocellular carcinoma and mortality of patients with chronic hepatitis C: a retrospective cohort study of 738 patients," *Int. J. Cancer* 87(5):741-749 (Sep. 2000).
- Taylor et al. "Day-long subcutaneous infusion of exenatide lowers glycemia in patients with type 2 diabetes," *Horm. Metab. Res.* 37: 627-632 (2005).
- Thomasin, et al., "A contribution to overcoming the problem of residual solvents in biodegradable microspheres prepared by coacervation," *Eur. J. Pharm. Biopharm.*, 42(1): 16-24 (1996).
- Thompson et al., "Biodegradable microspheres as a delivery system for rismorelin porcine, a porcine-growth-hormone-releasing hormone," *Journal of Controlled Release* 43(1):9-22 (1997).
- Tong et al., "Prediction of response during interferon a 2b therapy in chronic hepatitis C patients using viral and biochemical characteristics: a comparison," *Hepatology* 26(6):1640-01645 (Dec. 1997).
- Touza Rey et al., "The Clinical response to interferon-y in a patient with chronic granulomatous disease and brain abscesses due to *Aspergillus fumigatus*," *Ann. Med. Int.* 17(2):86-87 (Feb. 2000).
- Tracy et al., "Factors affecting the degradation rate of poly(lactide-co-glycolide) microspheres in vivo and in vitro," *Biomaterials*. 20(11): 1057-1062 (1999).
- Trudeau et al., "A phase I study of recombinant human interferon Alpha-2b combined with 5-fluorouracil and cisplatin in patients with advanced cancer," *Cancer Chemother. Pharmacol.* 35(6):496-500 (1995).
- Tseng et al., "Glucose-dependent insulinotropic peptide: structure of the precursor and tissue-specific expression in rat," *PNAS USA*, 90(5):1992-1996 (1993).
- Tsung et al., "Preparation and Stabilization of Heparin/Gelatin Complex Coacervate Microcapsules," *J. Pharm. Sci.* 86(5):603-7 (May 1997).
- Unniappan et al., "Effects of dipeptidyl peptidase IV on the satiety actions of peptide YY," *Diabetologia; Clinical and Experimental Diabetes and Metabolism* 49(8):1915-1923 (Jun. 27, 2006).
- van Santbrink and Fauser, "Urinary follicle-stimulating hormone for normogonadotropic colomiphene-resistant anovulatory infertility: Prospective, randomized comparison between low dose step-up and step-down dose regimens," *J. Clin. Endocrin. Metab.*, 82(11): 3597-3602 (1997).
- Vokes et al., "A phase I trial of concomitant chemoradiotherapy with cisplatin dose intensification and granulocyte-colony stimulating factor support for advanced malignancies of the chest," *Cancer Chemother. Pharmacol.* 35(4):304-312 (1995).
- Vrabec, "Tympanic membrane perforations in the diabetic rat: a model of impaired wound healing," *Otolaryngol. Head Neck Surg.*, 118(3 Pt. 1):304-308 (1998).
- Wang et al, "Parenteral formulations of proteins and peptides: stability and stabilizers," *J. Parenter. Sci. Technol.* 42(2S):S4-S26 (1988).
- Wang et al., "Preferential interaction of a-tocopherol with phosphatidylcholines in mixed aqueous dispersions of phosphatidylcholine and phosphatidylethanolamine," *Eur. J. Biochem.* 267(21):6362-6368 (2000).
- Wang et al., "Ripple phases induced by a-tocopherol in saturated diacylphosphatidylcholines," *Archives of Biochem. & Biophys.* 377(2):304-314 (2000).
- Wang et al., "The distribution of a-tocopherol in mixed aqueous dispersions of phosphatidylcholine and phosphatidylethanolamine," *Biochimica et Biophysica Acta-Biomembranes* 1509(1-2):361-372 (2000).
- Written Opinion for International Patent Application No. PCT/US2009/005629 (corresponding to U.S. Appl. No. 12/587,946), 5 pages (dated Apr. 15, 2011).
- Young et al., "Glucose-lowering and insulin-sensitizing actions of exendin-4: studies in obese diabetic (ob/ob, db/db) mice, diabetic fatty Zucker rats, and diabetic rhesus monkeys (*Macaca mulatta*)," *Diabetes*, 48(5):1026-1034 (1999).
- Younossi et al., "The role of amantadine, rimantadine, ursodeoxycholic acid, and NSAIDs, alone or in combination with a interferons, in the treatment of chronic hepatitis C," *Semin. Liver Dis.* 19(Supp. 1):95-102 (1999).
- Yu et al. "Glucagon-like peptide 1 based therapy for type 2 diabetes," *World Journal of Pediatrics* vol. 4, No. 1, Feb. 1, 2008, pp. 8-13.
- Yu et al., "Preparation, characterization, and in vivo evaluation of an oil suspension of a bovine growth hormone releasing factor analog," *J. Pharm. Sci.* 85(4):396-401 (1996).
- Zeidner et al., "Treatment of FeLV-induced immunodeficiency syndrome (feLV-FAIDS) with controlled release capsular implantation of 2',3'-dideoxycytidine," *Antivir. Res.* 11(3):147-0160 (Apr. 1989).
- Zein, "Interferons in the management of viral hepatitis," *Cytokines Cell Mol. Ther.* 4(4):229-241 (Dec. 1998).
- Zeuzem et al., "Hepatitis C virus dynamics in vivo: effect of ribavirin and interferon a on viral turnover," *Hepatology* 28(1):245-252 (Jul. 1998).
- Zeuzem et al., "Peginterferon Alfa-2a in Patients with Chronic Hepatitis C," *New Engl. J. Med.* 343(23):1666-1672 (2000).
- Zhang et al., "Efficacy observations of different dosages of interferon to treat 150 Hepatitis B carriers," *Current Physician* 2(12):45-46 (1997).
- Zhang et al., "Report on Large Dosage Interferon to Treat 30 Cases of Viral Encephalitis," *J. Clinical Pediatrics* 14(2):83-84 (1996).
- Zheng et al. "Therapeutic Effect of Interferon Varied Dose in Treating Virus Encephalitis," *Beijing Med. J.* 13(2):80-81 (1998).
- Ziesche et al., "A preliminary study of long-term treatment with interferon y-lb and low-dose prednisolone in patients with idiopathic pulmonary fibrosis," *New Engl. J. Med.* 341(17):1264-1269 (Oct. 1999).

* cited by examiner

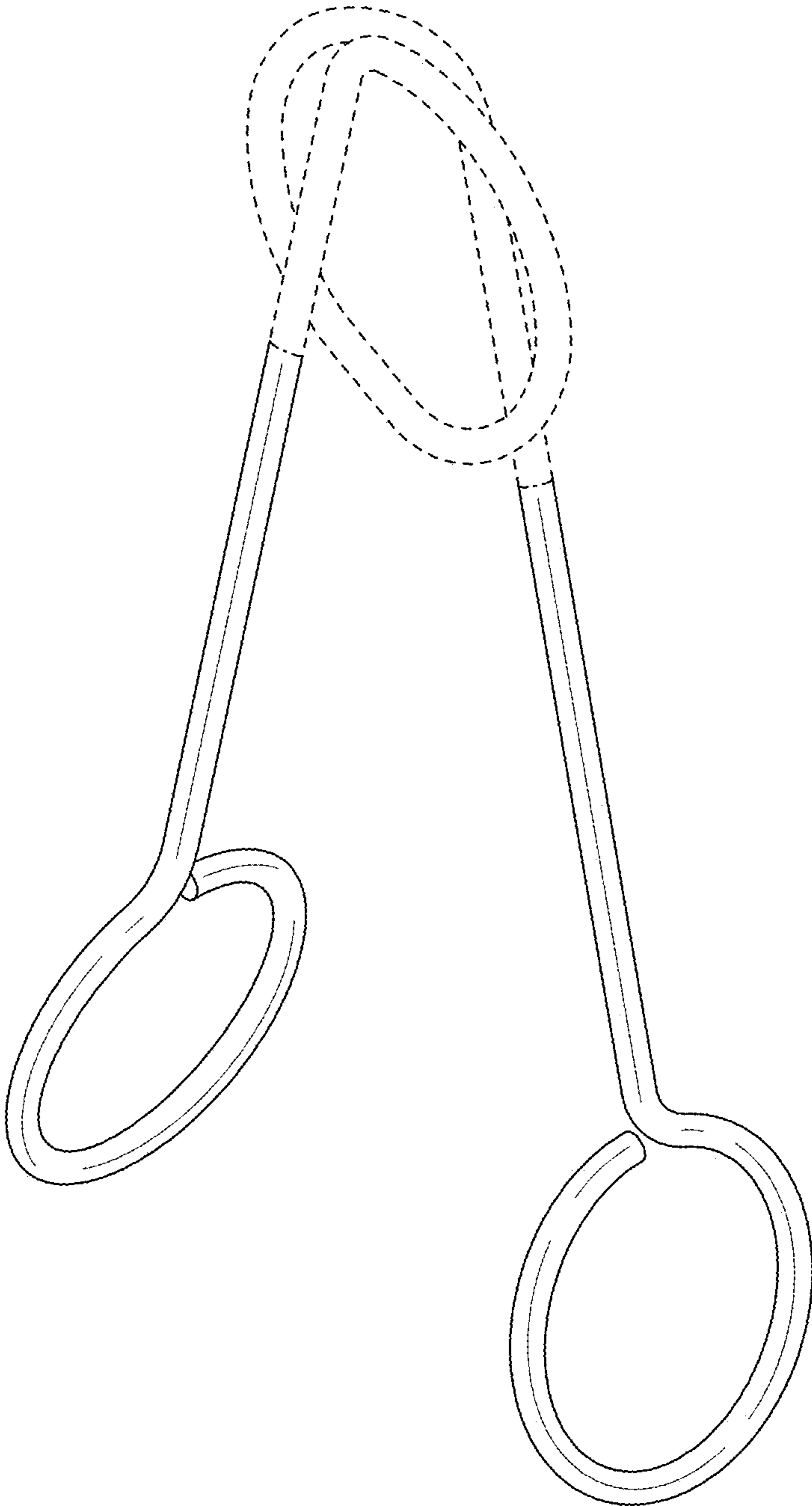


FIG. 1

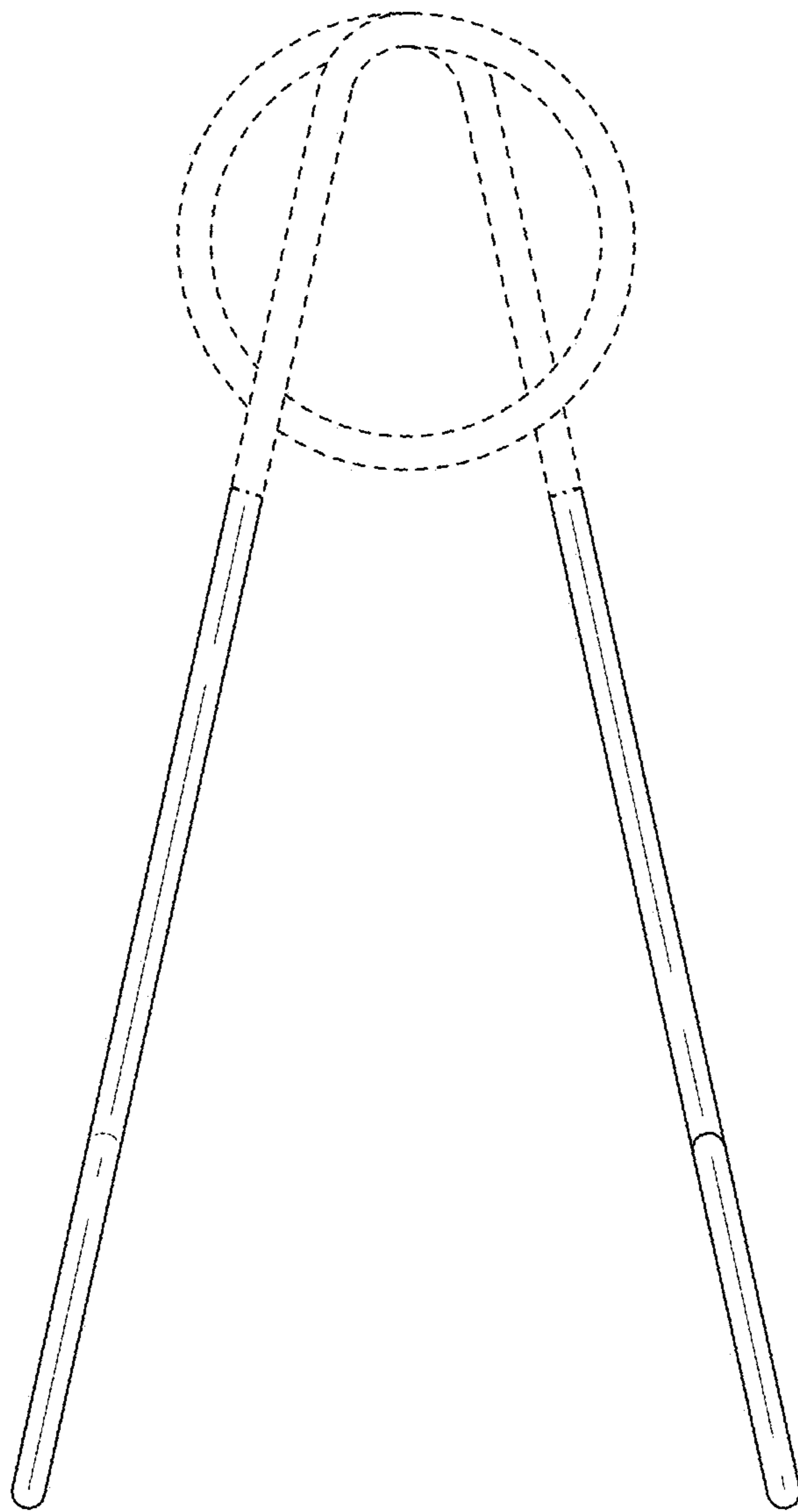


FIG. 2

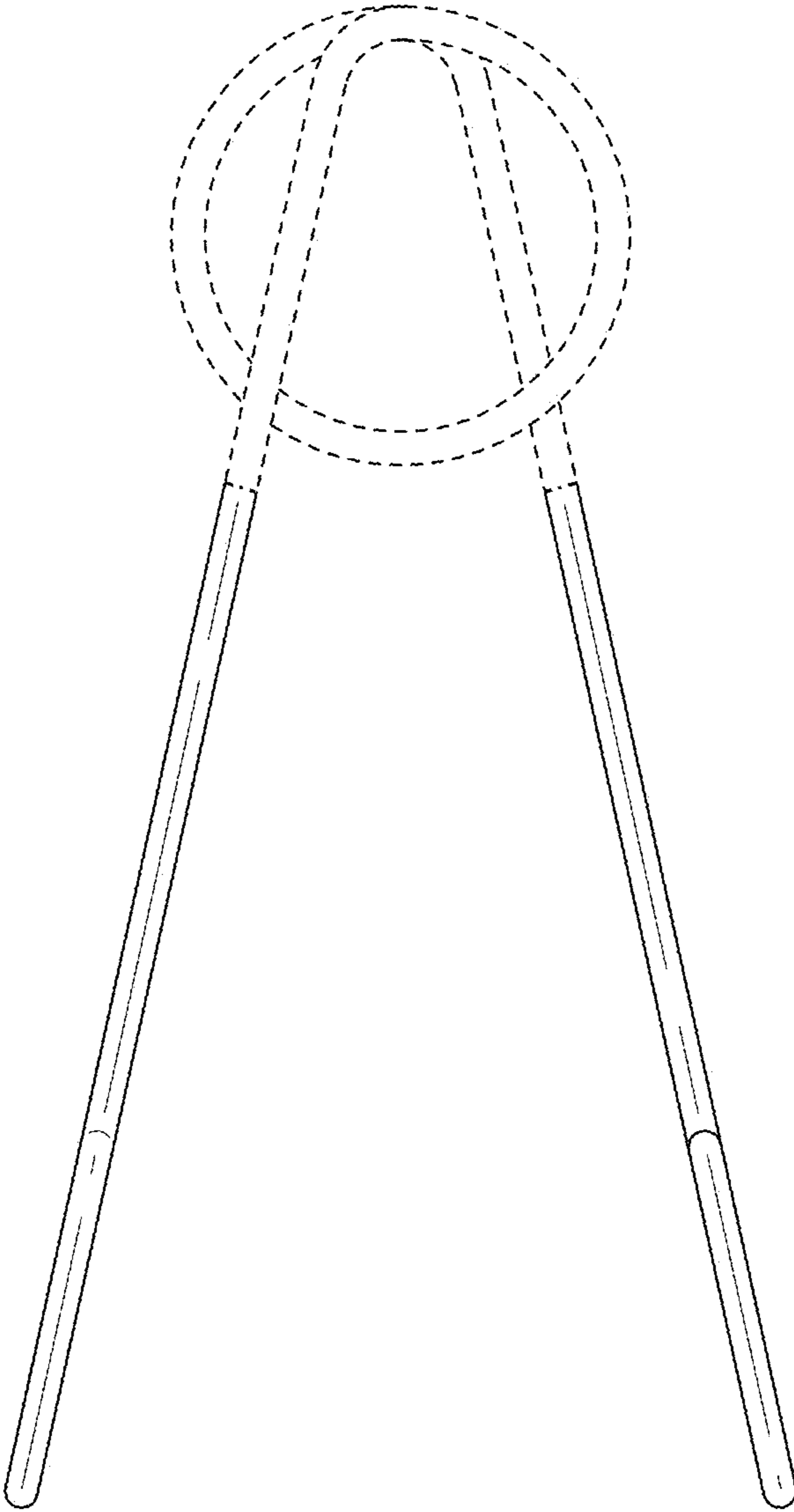


FIG. 3

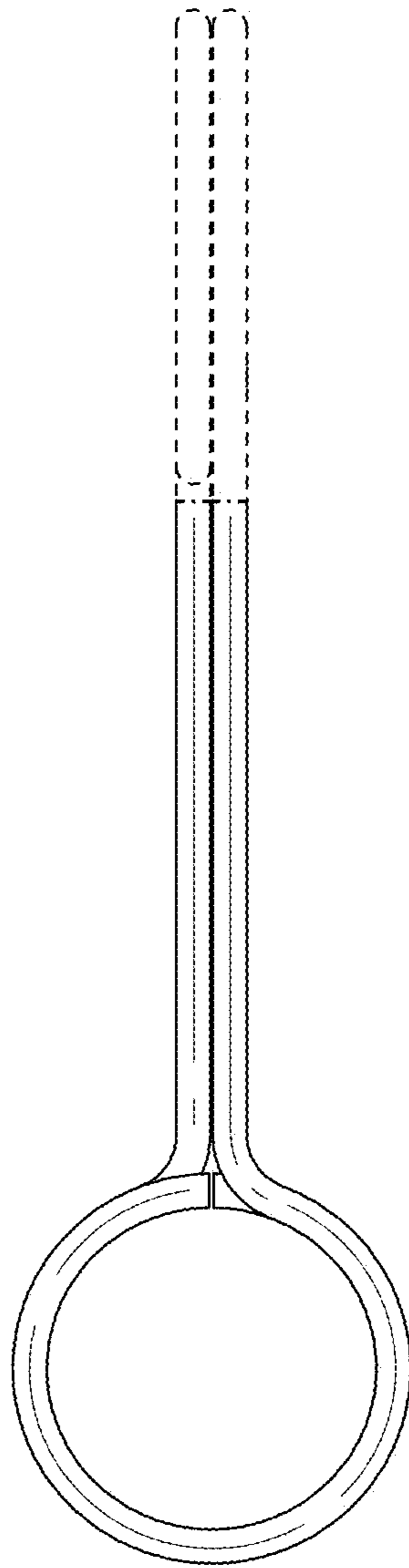


FIG. 4

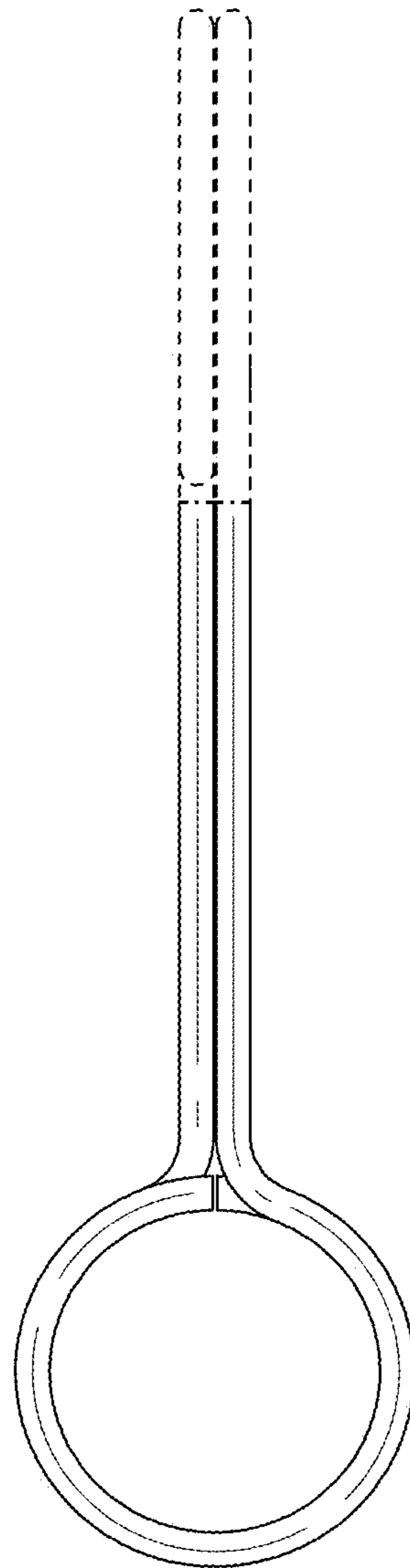


FIG. 5

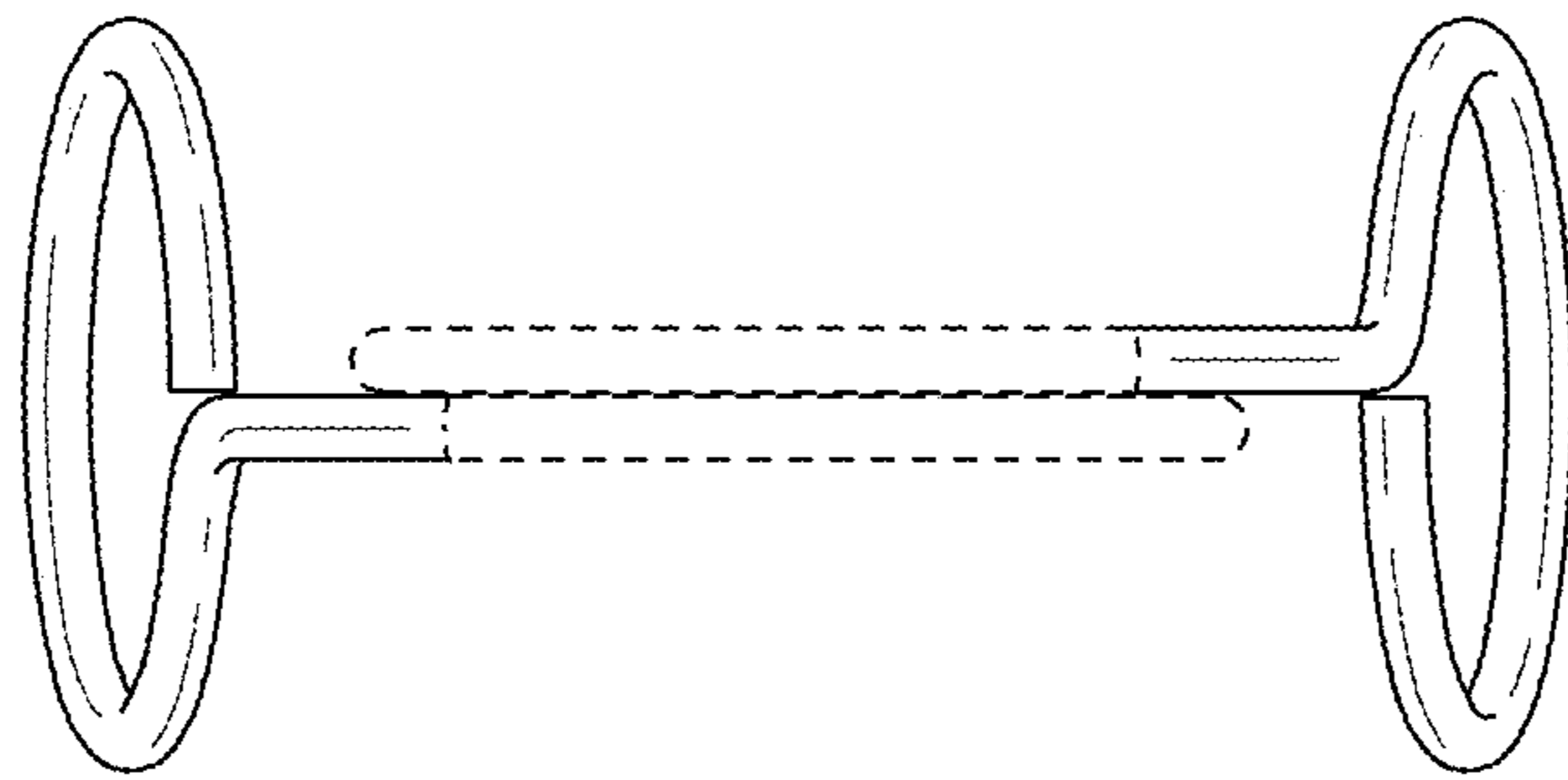


FIG. 6

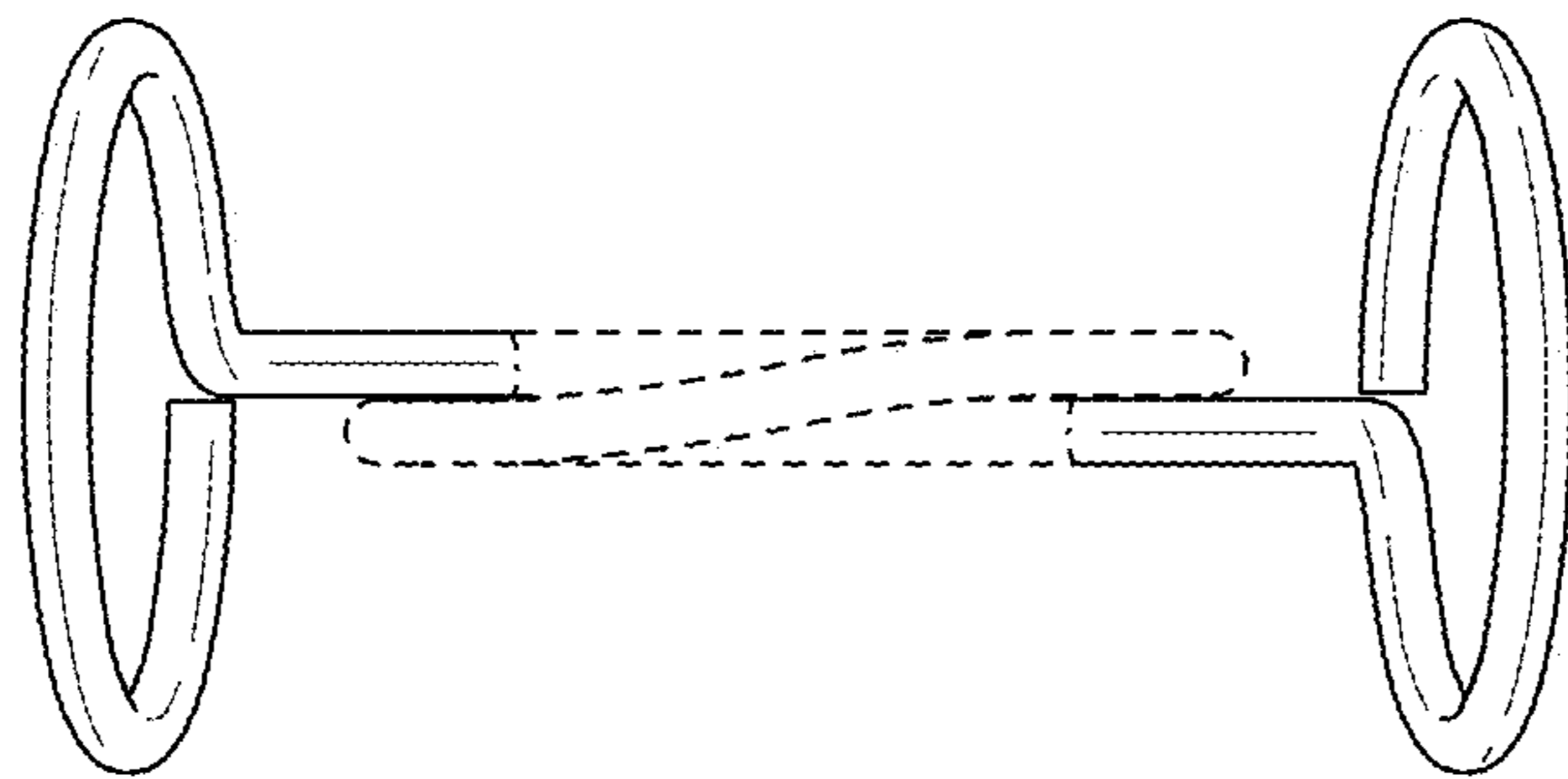


FIG. 7