



US00D912184S

(12) **United States Design Patent**
Hubel

(10) **Patent No.:** **US D912,184 S**

(45) **Date of Patent:** **** Mar. 2, 2021**

(54) **SURF FIN**

D869,587 S * 12/2019 Bell D21/778
D886,256 S * 6/2020 Smith D23/311

(71) Applicant: **Scott Hubel**, Palm Bay, FL (US)

* cited by examiner

(72) Inventor: **Scott Hubel**, Palm Bay, FL (US)

Primary Examiner — Michael C Stout

Assistant Examiner — Melvin L Davis

(**) Term: **15 Years**

(74) *Attorney, Agent, or Firm* — Mark Malek; Widerman Malek, PL

(21) Appl. No.: **29/711,496**

(57) **CLAIM**

(22) Filed: **Oct. 31, 2019**

The ornamental design for a surf fin, as shown and described.

(51) **LOC (13) Cl.** **21-02**

DESCRIPTION

(52) **U.S. Cl.**

USPC **D21/778**; D12/317

(58) **Field of Classification Search**

USPC D21/533, 545, 561, 778; D12/300, 303,
D12/309, 317, 337–338, 345; D23/311

CPC G01M 9/06

See application file for complete search history.

(56) **References Cited**

U.S. PATENT DOCUMENTS

D437,907 S *	2/2001	Stuart	D12/317
D529,152 S *	9/2006	Benjamin	D23/311
D568,429 S *	5/2008	Takayama	D21/778
D631,927 S *	2/2011	Potter	D21/778
D633,972 S *	3/2011	Etersque	D21/778
D783,788 S *	4/2017	Taylor	D23/312
D788,893 S *	6/2017	Leo	D23/311
D838,821 S *	1/2019	Wong	D23/311
D867,506 S *	11/2019	Montanaro	D21/778
D868,950 S *	12/2019	Ross	D23/311

FIG. 1 is a front perspective view of a surf fin according to the present invention.

FIG. 2 is a bottom plan view of the surf fin illustrated in FIG. 1.

FIG. 3 is a top plan view of the surf fin illustrated in FIG. 1.

FIG. 4 is a side elevation view of the surf fin illustrated in FIG. 1.

FIG. 5 is another side elevation view of the surf fin illustrated in FIG. 1.

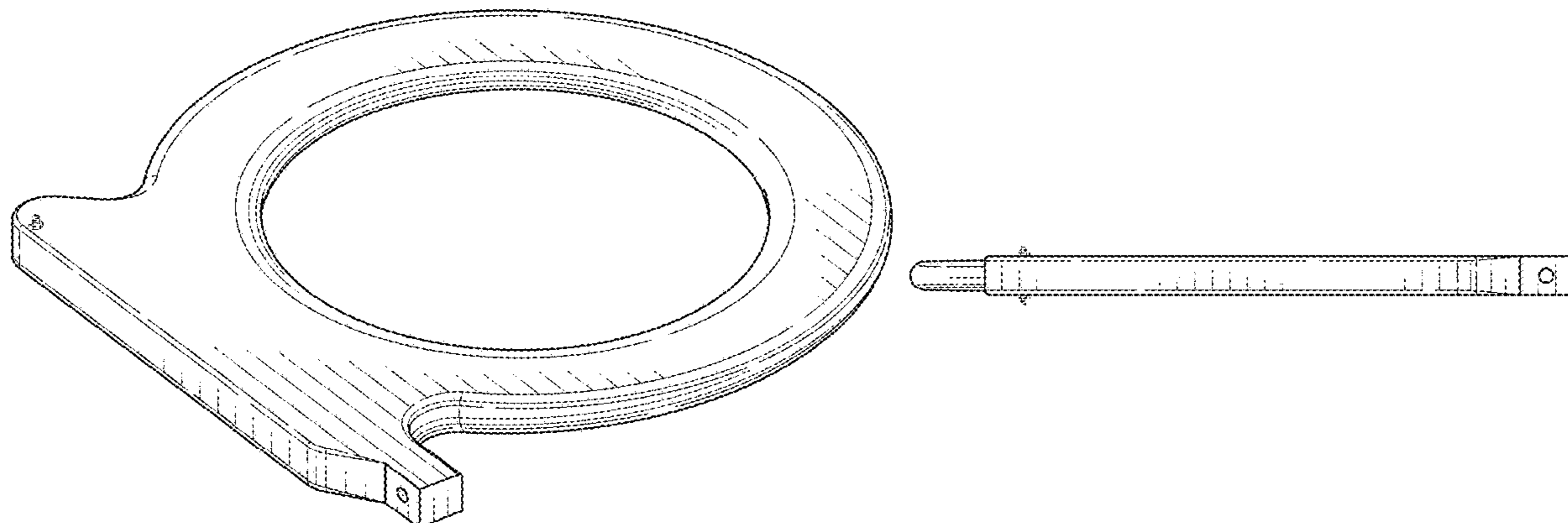
FIG. 6 is a cross sectional view of the surf fin taken through line 6-6 of FIG. 7.

FIG. 7 is a rear elevation view of the surf fin illustrated in FIG. 1; and,

FIG. 8 is a front elevation view of the surf fin illustrated in FIG. 1.

The broken lines show a fastener that form no portion of the claimed design.

1 Claim, 4 Drawing Sheets



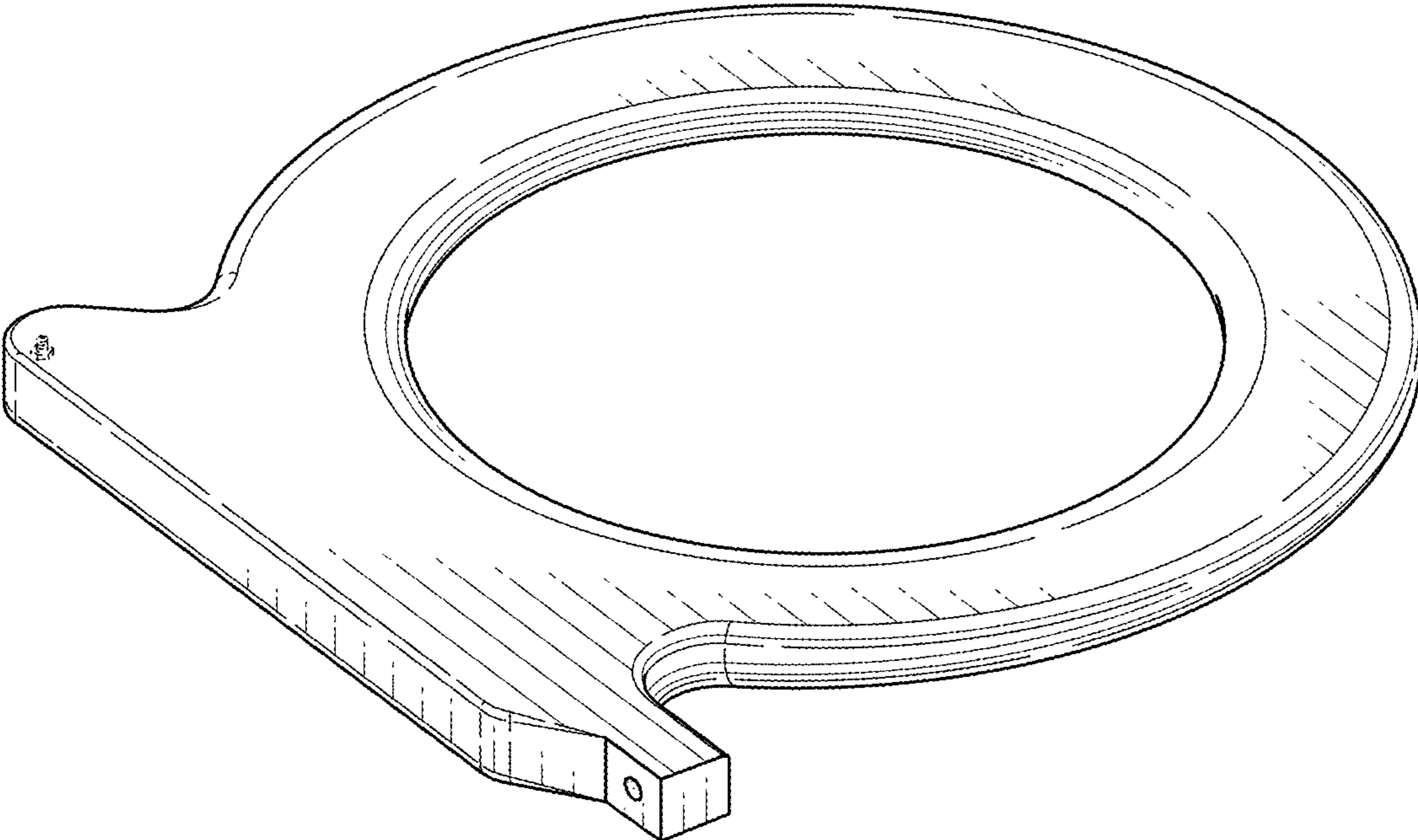


FIG. 1



FIG. 2



FIG. 3

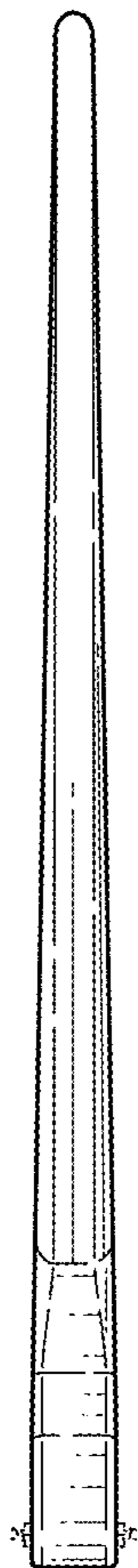


FIG. 4

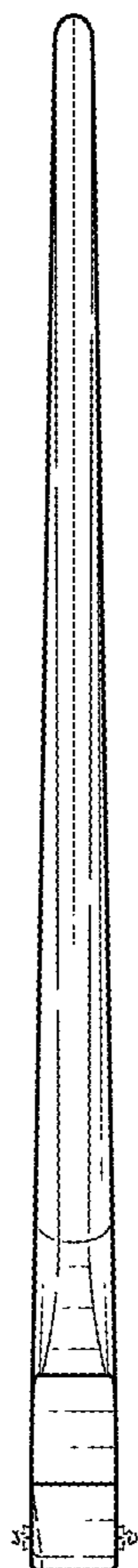


FIG. 5

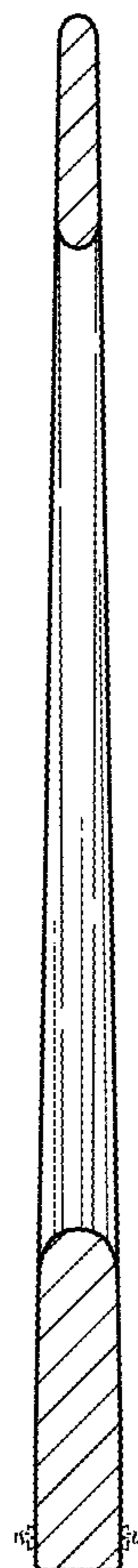


FIG. 6




FIG. 7

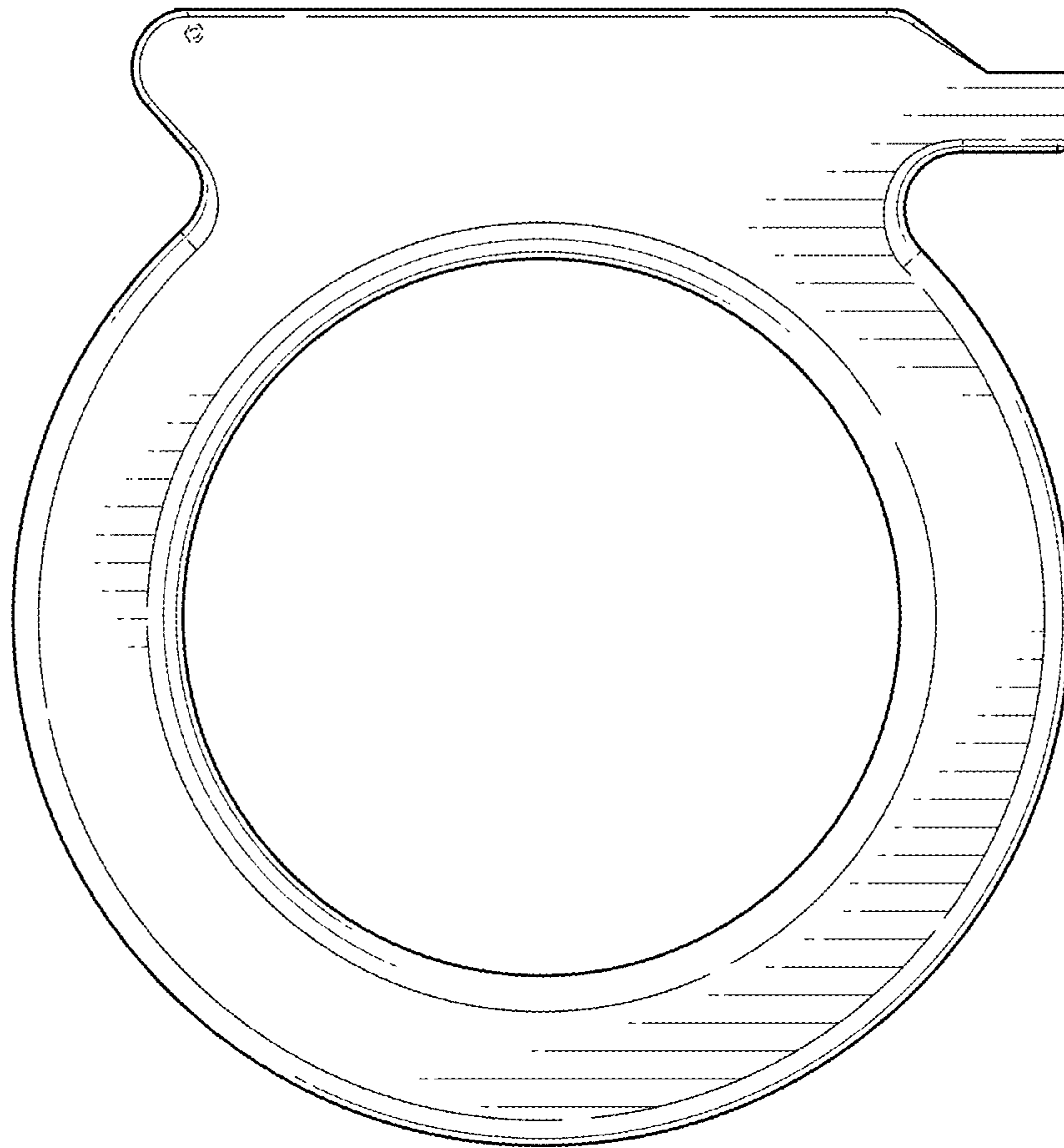


FIG. 8