



US00D912178S

(12) **United States Design Patent**
Herbert

(10) **Patent No.:** **US D912,178 S**
(45) **Date of Patent:** **** Mar. 2, 2021**

(54) **POCKET STABILIZER FOR LACROSSE HEAD**

(71) Applicant: **BO-MER PLASTICS, LLC**, Auburn, NY (US)

(72) Inventor: **Thomas Herbert**, Auburn, NY (US)

(73) Assignee: **BO-MER PLASTICS, LLC**, Auburn, NY (US)

(**) Term: **15 Years**

(21) Appl. No.: **29/691,145**

(22) Filed: **May 14, 2019**

(51) **LOC (13) Cl.** **21-02**

(52) **U.S. Cl.**

USPC **D21/753**; D21/724

(58) **Field of Classification Search**

USPC D21/722, 724, 753

CPC A63B 59/20; A63B 65/122; A63B 65/125;

A63B 65/127; A63B 60/50; A63B 60/51;

A63B 60/52; A63B 60/00; A63B 60/46

See application file for complete search history.

(56) **References Cited**

U.S. PATENT DOCUMENTS

4,153,251	A *	5/1979	Pond	A63B 51/02
					473/513
D252,167	S *	6/1979	Ahlenfeld	D21/724
5,425,541	A *	6/1995	Ambros	A63B 60/42
					473/513
6,506,132	B1 *	1/2003	Brine, III	A63B 49/038
					473/513
D521,579	S *	5/2006	Quinn	D21/724
7,238,128	B1 *	7/2007	Filice	A63B 59/20
					473/513
7,445,571	B2 *	11/2008	Winningham	A63B 60/42
					473/513
7,905,801	B2 *	3/2011	Schmidt	A63B 59/20
					473/513

7,972,228 B1 * 7/2011 Dikmanis A63B 59/20
473/513
10,617,922 B2 * 4/2020 Kaminskas A63B 60/42
10,695,631 B2 * 6/2020 Morrow B29C 45/14336

(Continued)

Primary Examiner — Mitchell I. Siegel

(74) *Attorney, Agent, or Firm* — Barclay Damon LLP

(57) **CLAIM**

The ornamental design for a pocket stabilizer for lacrosse head, as shown and described.

DESCRIPTION

A portion of the disclosure of this patent document contains or may contain material which is subject to copyright protection. The copyright owner has no objection to the photocopy reproduction by anyone of the patent document in exactly the form it appears in the Patent and Trademark Office patent file or records, but otherwise reserves all copyrights whatsoever.

FIG. 1 depicts an isolated perspective view of a pocket stabilizer for a lacrosse head according to an embodiment of the disclosure;

FIG. 2 is an isolated front view of the lacrosse head pocket stabilizer depicted in FIG. 1;

FIG. 3 is an isolated rear view of the lacrosse head pocket stabilizer depicted in FIG. 1;

FIG. 4 is an isolated top view of the lacrosse head pocket stabilizer depicted in FIG. 1;

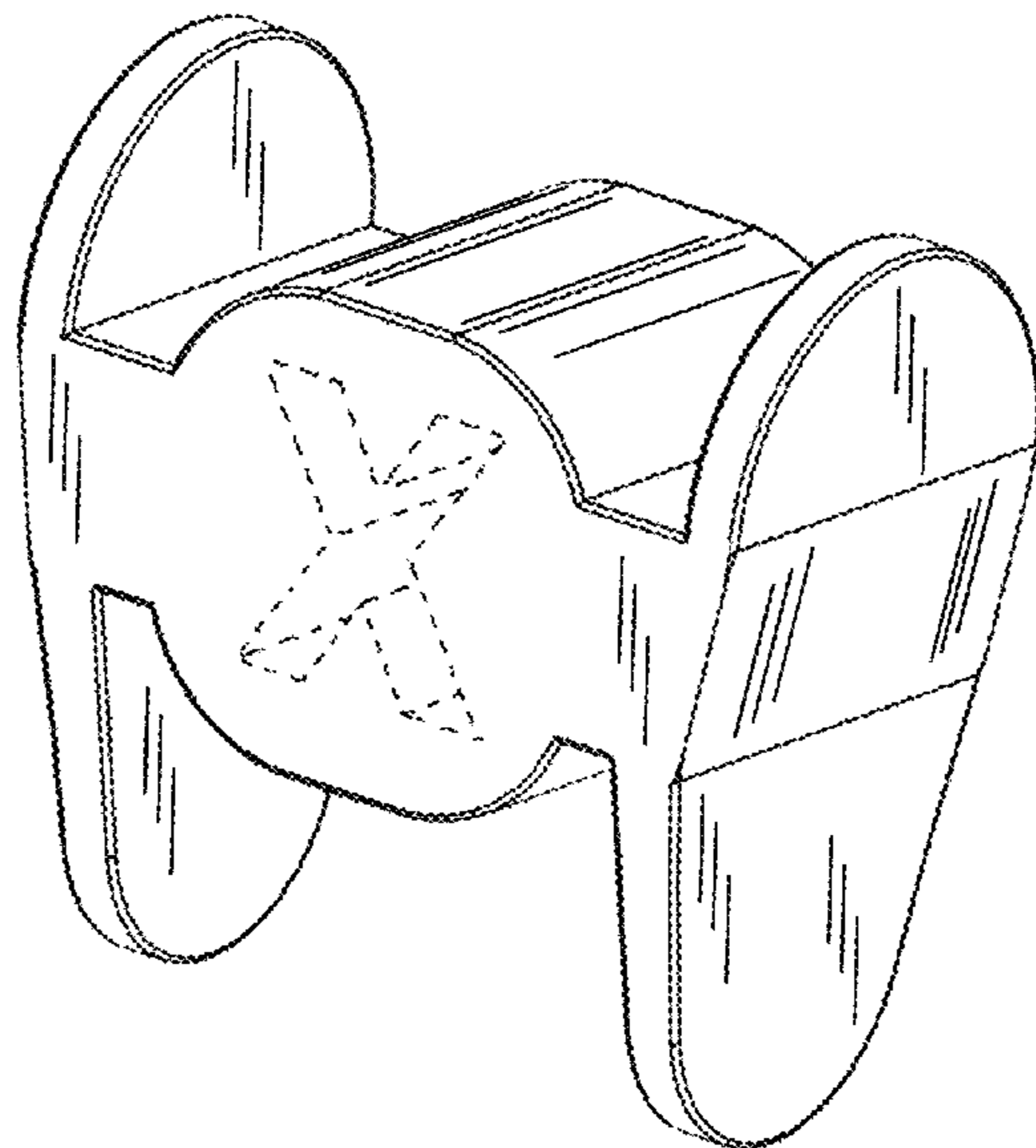
FIG. 5 is an isolated bottom view of the lacrosse head pocket stabilizer depicted in FIG. 1;

FIG. 6 is an isolated right-side profile view of the lacrosse head pocket stabilizer depicted in FIG. 1; and,

FIG. 7 is an isolated left-side profile view of the lacrosse head pocket stabilizer depicted in FIG. 1.

The broken lines in the figures show an environment for the pocket stabilizer for lacrosse head that forms no part of the claimed design.

1 Claim, 7 Drawing Sheets



(56)

References Cited

U.S. PATENT DOCUMENTS

2001/0044347 A1* 11/2001 Crawford A63B 59/20
473/513

* cited by examiner




FIG. 1

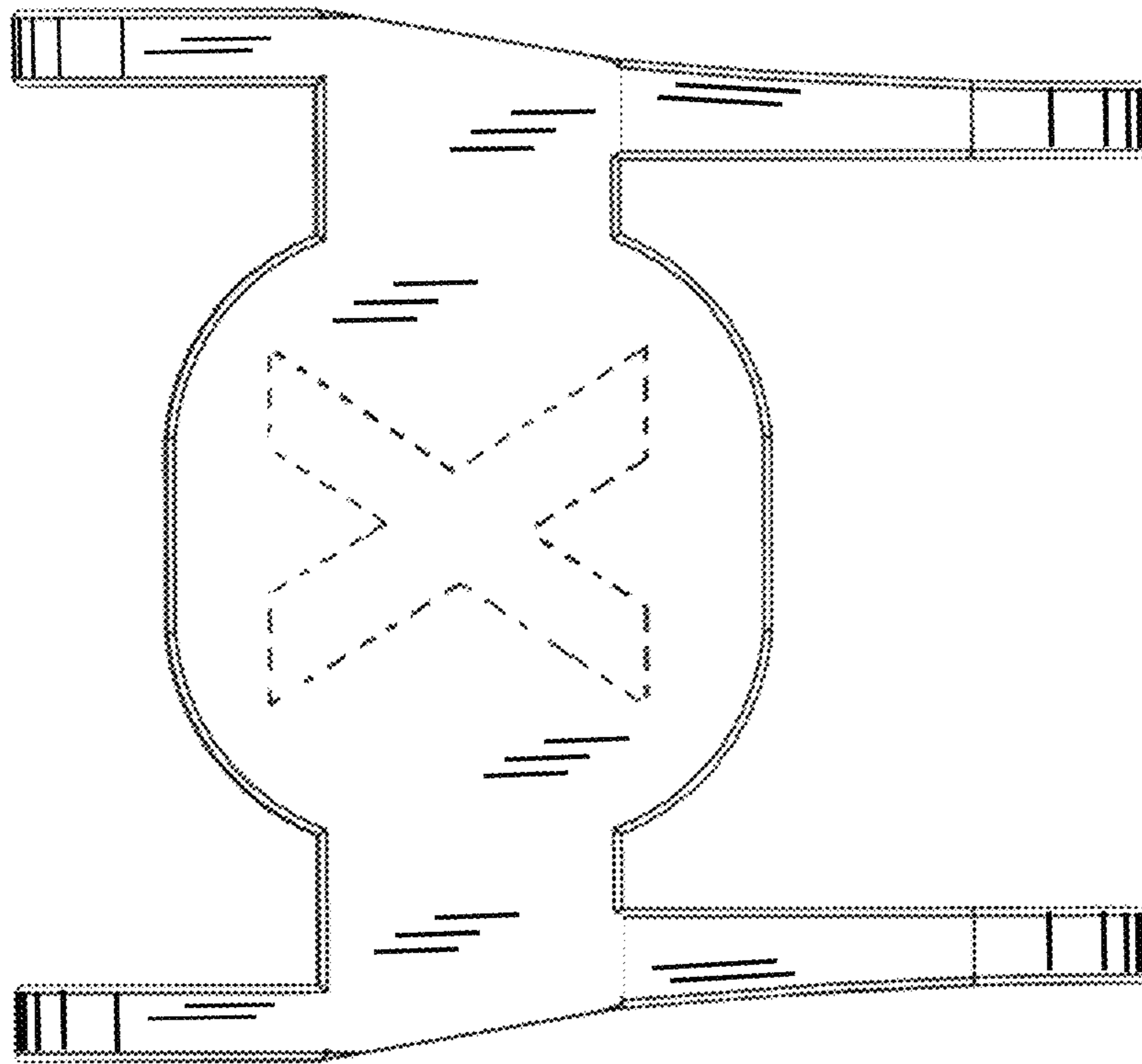


FIG. 2

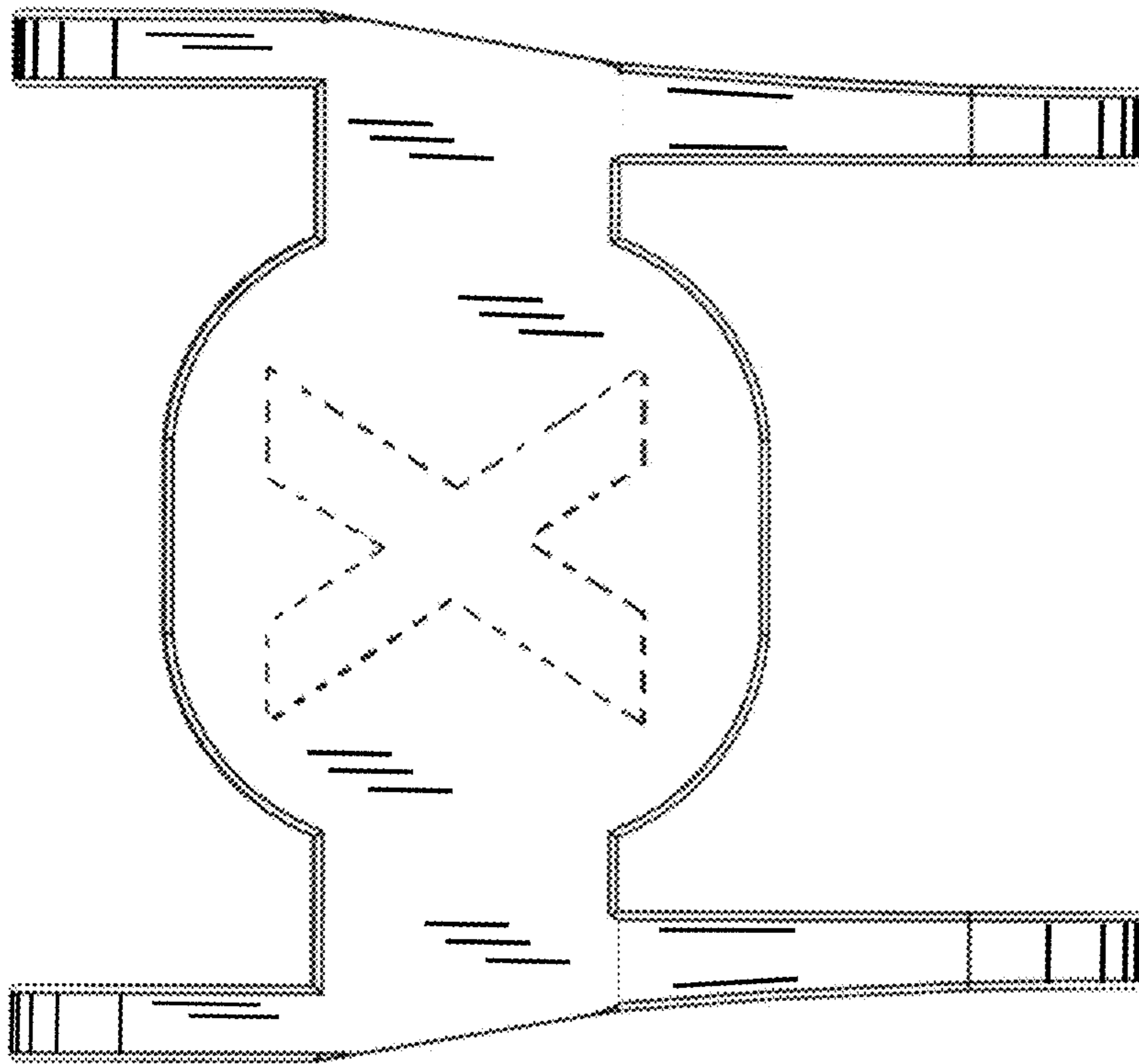


FIG. 3




FIG. 4




FIG. 5

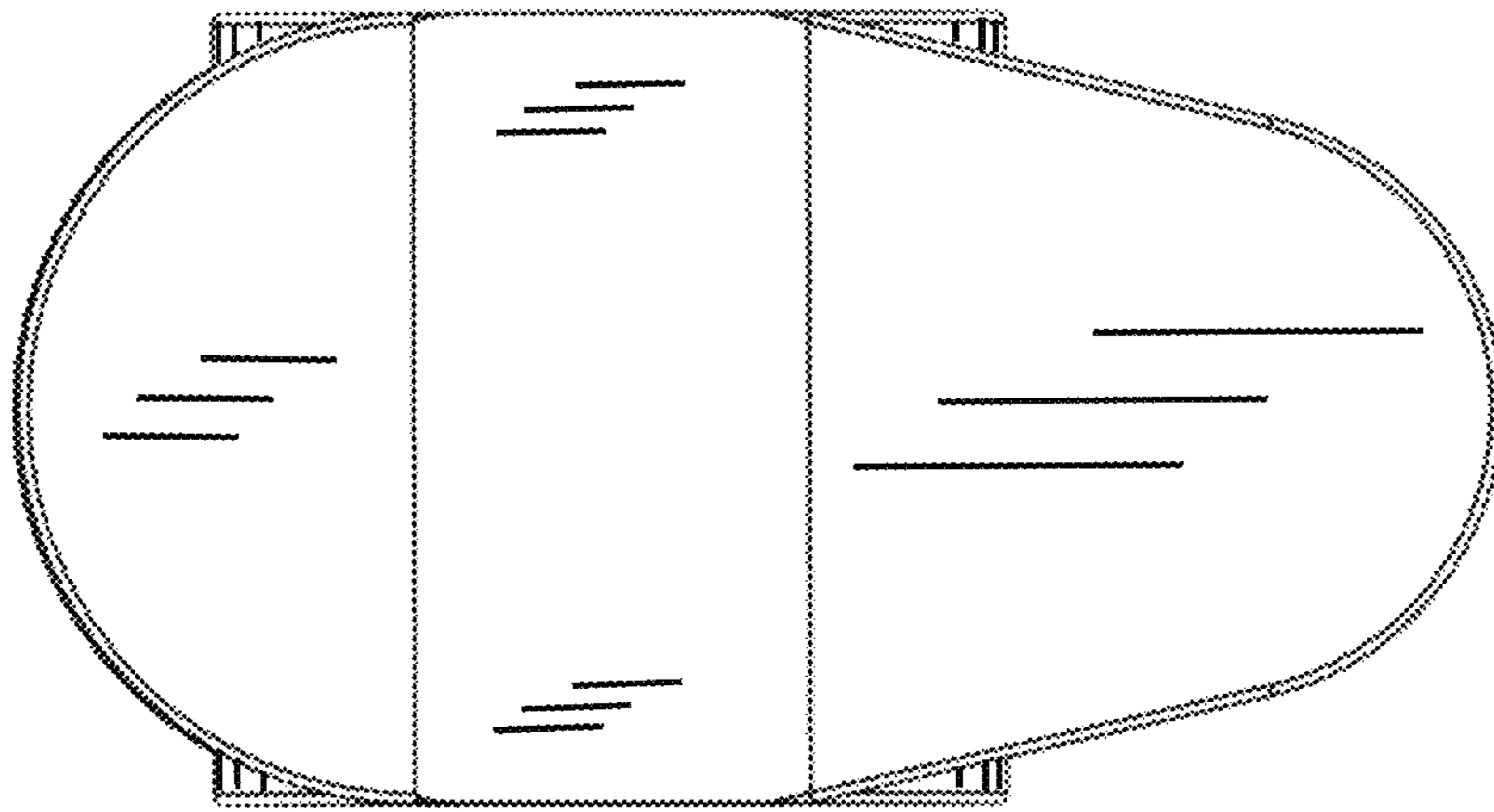


FIG. 6

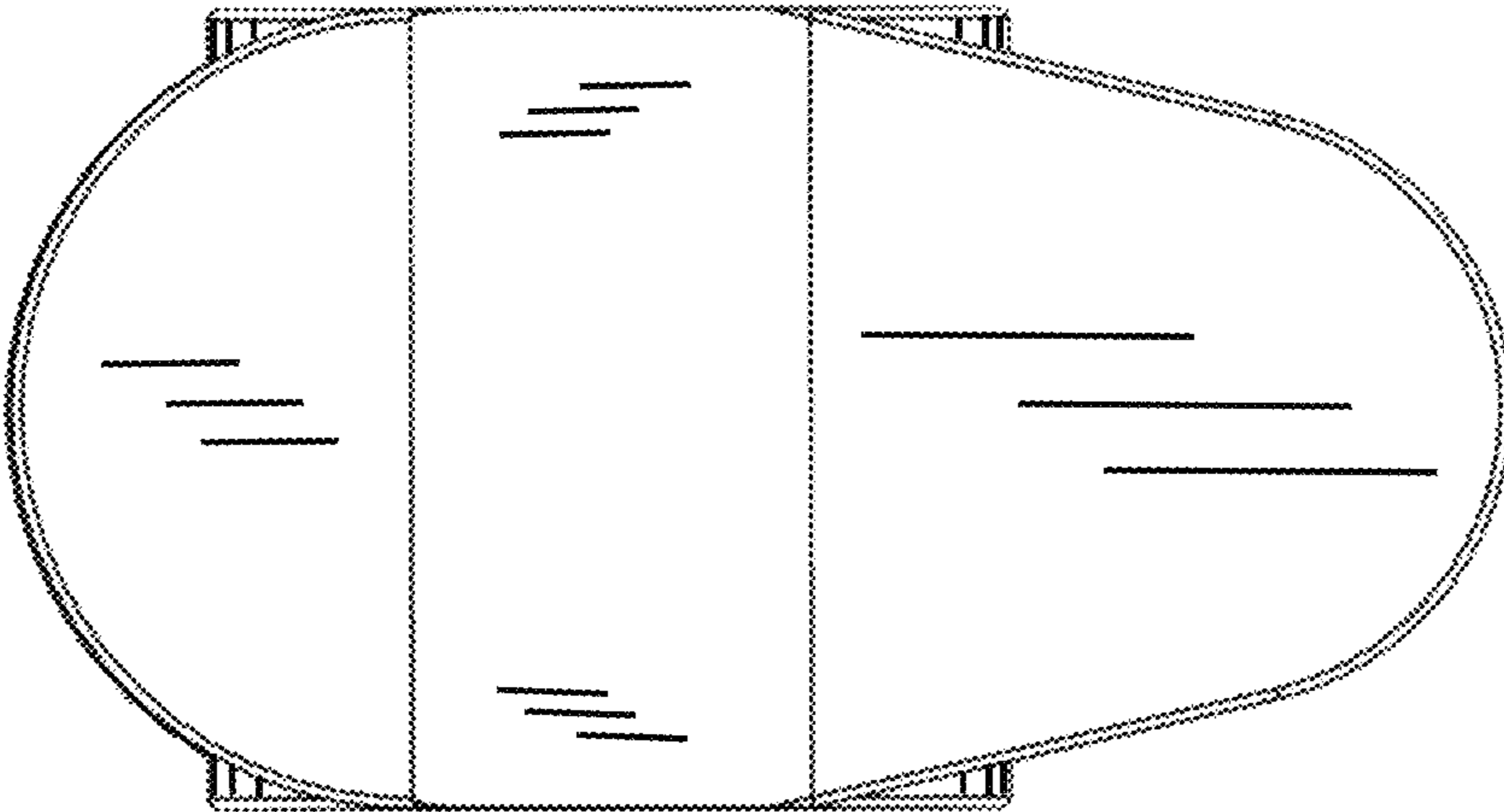


FIG. 7