



US00D912168S

(12) **United States Design Patent**  
**Orady et al.**

(10) **Patent No.:** **US D912,168 S**  
(45) **Date of Patent:** **\*\* Mar. 2, 2021**

- (54) **EXERCISE MACHINE**
- (71) Applicant: **Tonal Systems, Inc.**, San Francisco, CA (US)
- (72) Inventors: **Aly Orady**, San Francisco, CA (US);  
**Dan Harden**, Palo Alto, CA (US)
- (73) Assignee: **Tonal Systems, Inc.**, San Francisco, CA (US)
- (\*\*) Term: **15 Years**
- (21) Appl. No.: **29/665,574**
- (22) Filed: **Oct. 4, 2018**
- (51) **LOC (13) Cl.** ..... **21-02**
- (52) **U.S. Cl.**  
USPC ..... **D21/673**
- (58) **Field of Classification Search**  
USPC ... 482/99, 100, 136, 139, 129, 130, 92, 103,  
482/138; D21/694, 675, 673, 662, 676,  
D21/686; D25/16  
CPC ..... A63B 21/4035; A63B 21/0628; A63B  
21/154; A63B 21/00065; A63B 21/00069;  
A63B 21/06; A63B 21/063  
See application file for complete search history.

- D679,764 S \* 4/2013 Alessandri ..... D21/662
- 8,500,607 B2 \* 8/2013 Vittone ..... A63B 21/151  
482/102
- 8,506,459 B2 \* 8/2013 Cassidy ..... A63B 21/156  
482/102
- 8,550,964 B2 \* 10/2013 Ish, III ..... A63B 21/156  
482/103
- D692,971 S \* 11/2013 Alessandri ..... D21/662
- D692,972 S \* 11/2013 Alessandri ..... D21/662
- D708,274 S \* 7/2014 Eder ..... D21/673
- 9,162,102 B1 \* 10/2015 Eder ..... A63B 21/06
- 9,656,116 B2 \* 5/2017 Giannelli ..... A63B 21/063
- 9,744,400 B2 \* 8/2017 Cole ..... A63B 22/0089
- D807,445 S \* 1/2018 Gettle ..... D21/686

(Continued)

*Primary Examiner* — Ryan Harvey  
(74) *Attorney, Agent, or Firm* — Rowan TELS LLC

(57) **CLAIM**

The ornamental design for an exercise machine, as shown and described.

**DESCRIPTION**

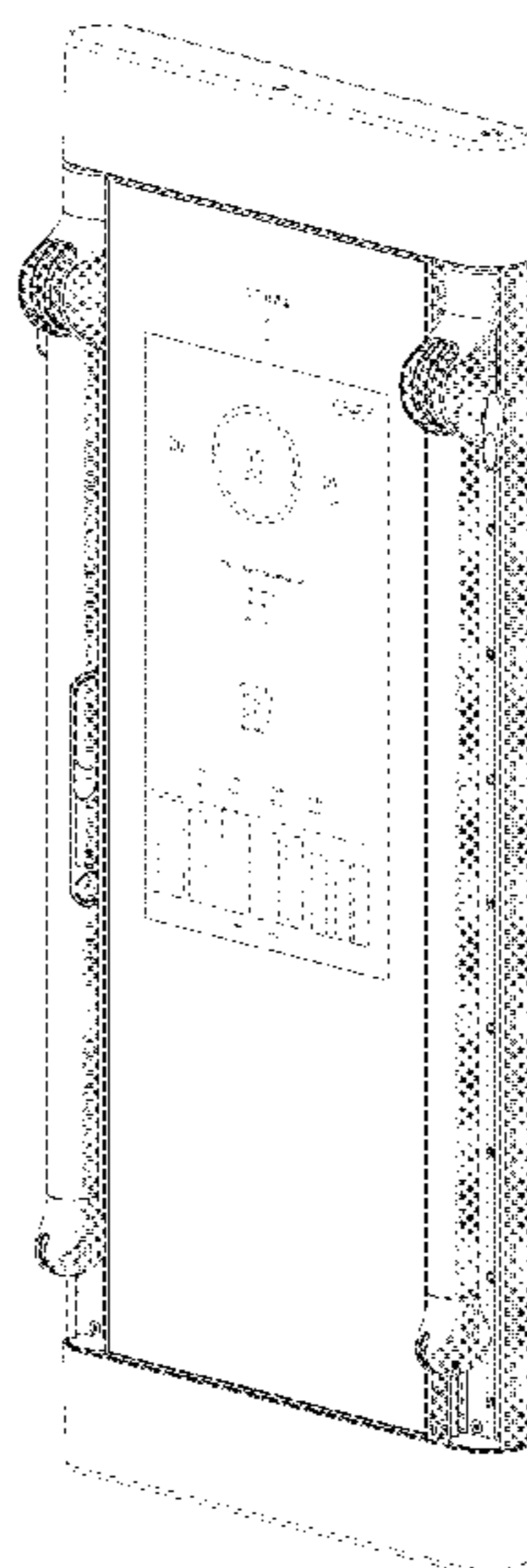
FIG. 1 illustrates a front perspective view of an exercise machine showing the new design.  
 FIG. 2 illustrates a front orthogonal view thereof;  
 FIG. 3 illustrates a front perspective view thereof;  
 FIG. 4 illustrates a left orthogonal view thereof;  
 FIG. 5 illustrates a rear orthogonal view thereof;  
 FIG. 6 illustrates a right orthogonal view thereof;  
 FIG. 7 illustrates a top elevational view thereof; and  
 FIG. 8 illustrates a bottom elevational view thereof.  
 FIG. 9 illustrates a front perspective view of an alternate position of the exercise machine;  
 FIG. 10 illustrates a rear perspective view thereof; and,  
 FIG. 11 illustrates a rear perspective view thereof.  
 The broken lines showing are included for the purpose of illustrating the environment of the design only and form no part of the claimed design.

**1 Claim, 11 Drawing Sheets**

(56) **References Cited**

U.S. PATENT DOCUMENTS

- 6,296,594 B1 \* 10/2001 Simonson ..... A63B 21/154  
482/102
- 7,172,538 B2 \* 2/2007 Keiser ..... A63B 21/0087  
482/140
- D586,410 S \* 2/2009 Citterio ..... D21/673
- 7,601,105 B1 \* 10/2009 Gipson ..... A63B 21/055  
482/103
- 7,608,024 B2 \* 10/2009 Sechrest ..... A63B 21/154  
482/103
- D612,437 S \* 3/2010 Fenster ..... D21/675
- 8,096,926 B1 \* 1/2012 Batca ..... A63B 21/00058  
482/92



(56)

**References Cited**

U.S. PATENT DOCUMENTS

10,500,442	B2 *	12/2019	Hong	.....	A63B 24/0087
2002/0013200	A1 *	1/2002	Sechrest	.....	A63B 21/152
					482/98
2002/0039954	A1 *	4/2002	Simonson	.....	A63B 21/154
					482/99
2003/0017918	A1 *	1/2003	Webb	.....	A63B 21/154
					482/94
2003/0045406	A1 *	3/2003	Stone	.....	A63B 21/154
					482/100
2008/0300116	A1 *	12/2008	Eder	.....	A63B 21/156
					482/100
2013/0157816	A1 *	6/2013	Lyszczarz	.....	A63B 21/156
					482/99
2015/0182773	A1 *	7/2015	Olson	.....	A63B 21/0051
					482/8
2017/0246507	A1 *	8/2017	Kennington	.....	A63B 21/156
2017/0319941	A1 *	11/2017	Smith	.....	A63B 71/0686
2018/0021616	A1 *	1/2018	Orady	.....	A63B 71/0054
					482/5
2018/0243600	A1 *	8/2018	Kennington	.....	A63B 21/0087
2019/0099632	A1 *	4/2019	Orady	.....	A63B 21/015
2019/0099633	A1 *	4/2019	Orady	.....	A63B 21/0058
2019/0099637	A1 *	4/2019	Valente	.....	A63B 23/00
2019/0099652	A1 *	4/2019	Orady	.....	A63B 21/15
2020/0047027	A1 *	2/2020	Ward	.....	A63B 24/0021
2020/0047031	A1 *	2/2020	Orady	.....	A63B 71/0622
2020/0086197	A1 *	3/2020	Kim	.....	A63B 21/4021

\* cited by examiner

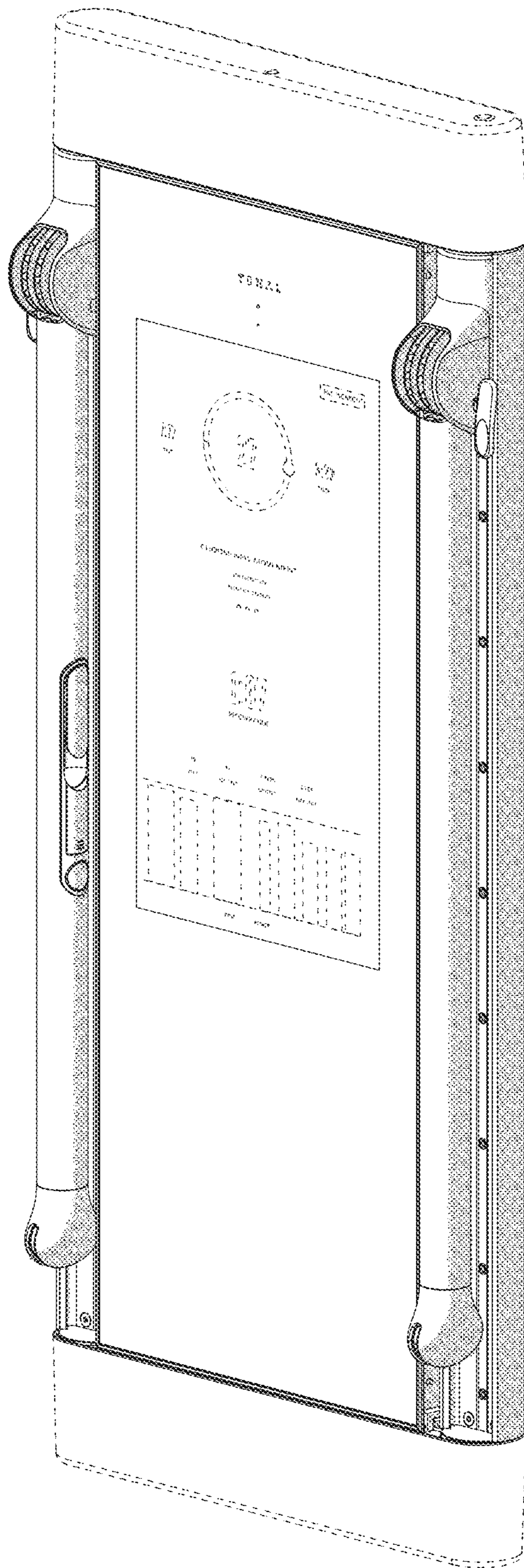


FIG. 1

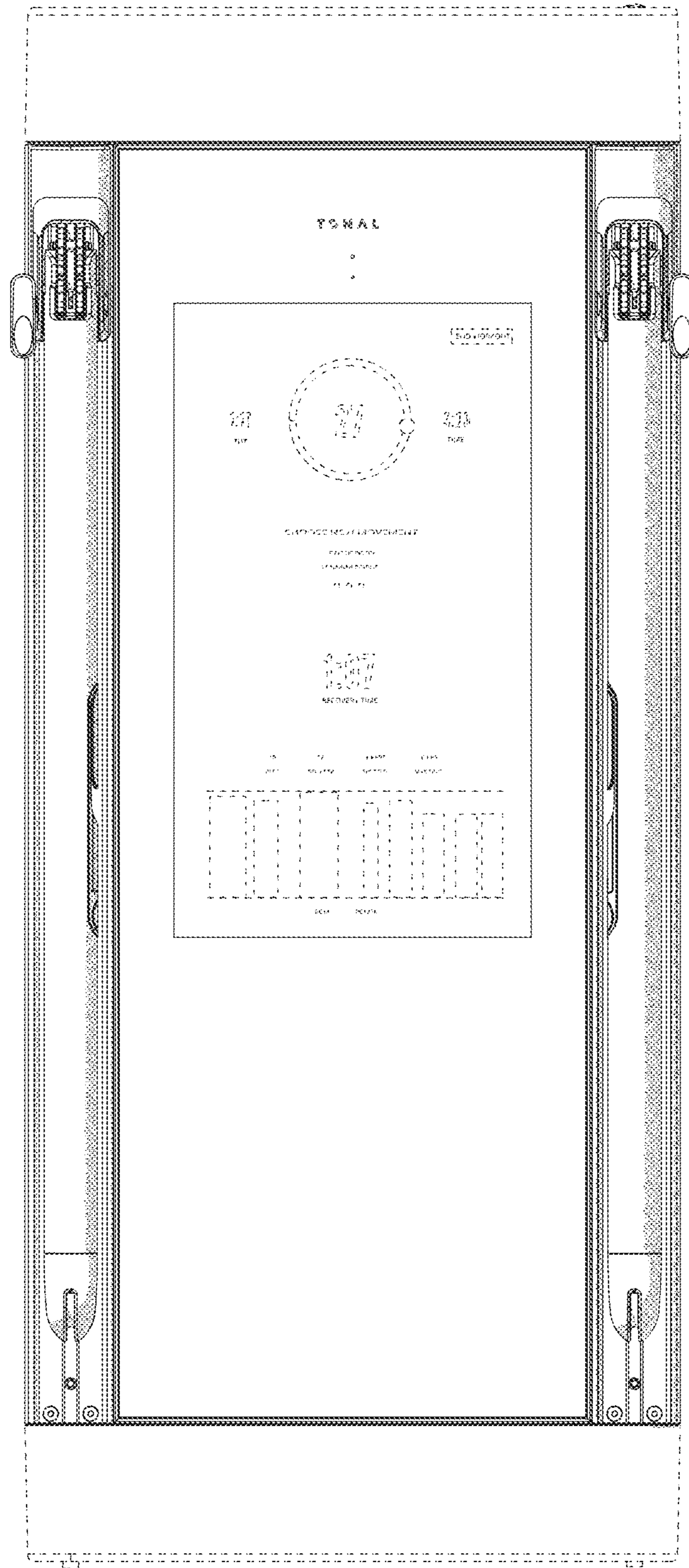


FIG. 2

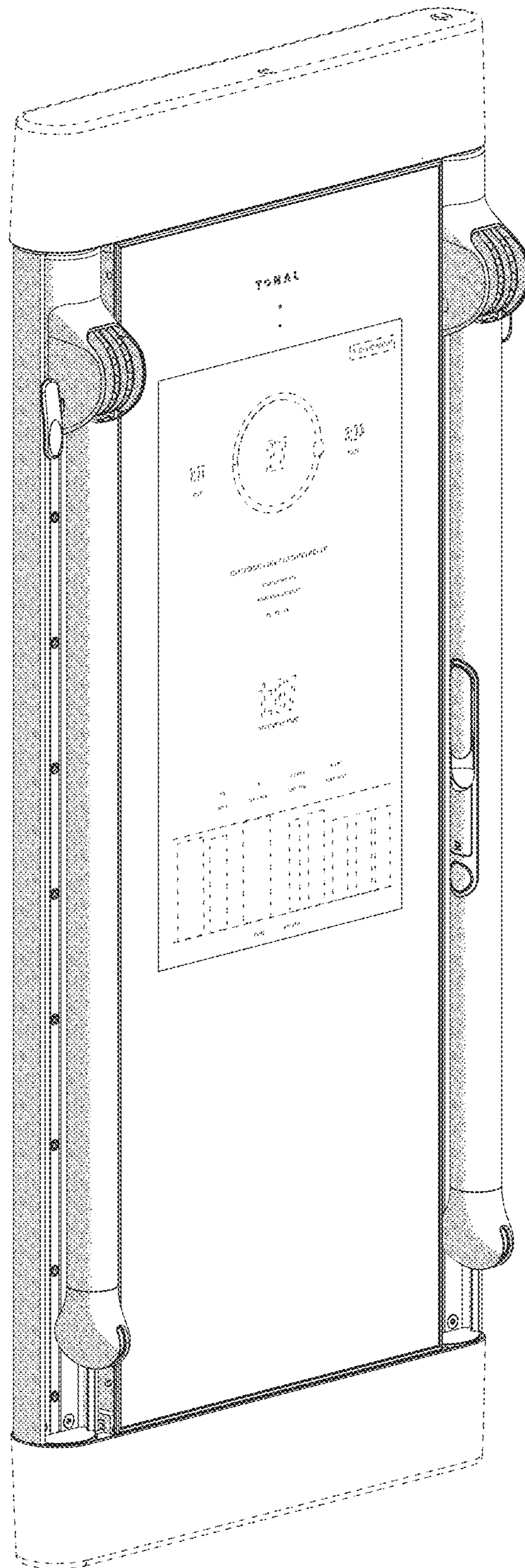


FIG. 3




FIG. 4

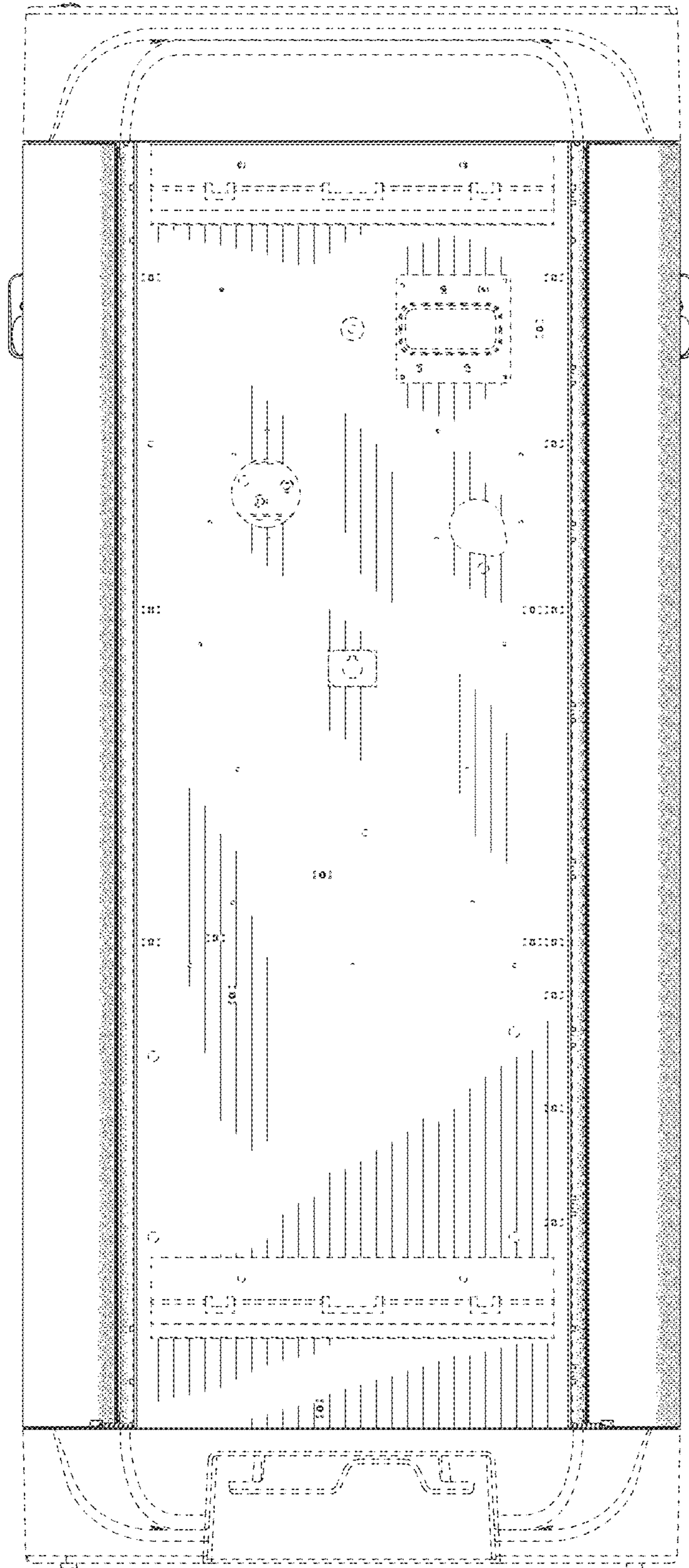


FIG. 5

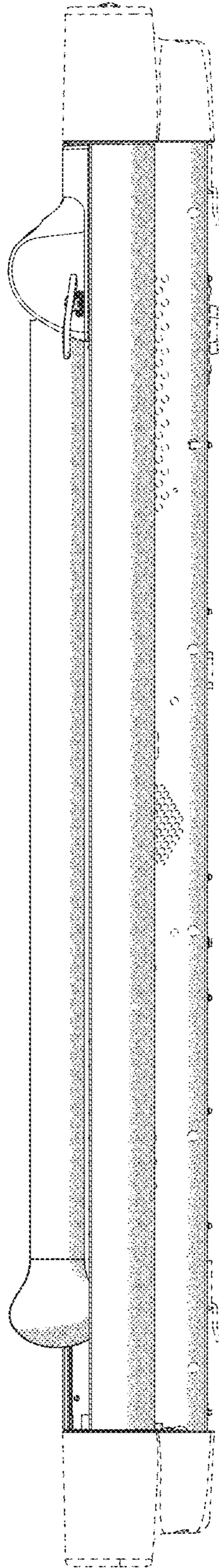


FIG. 6



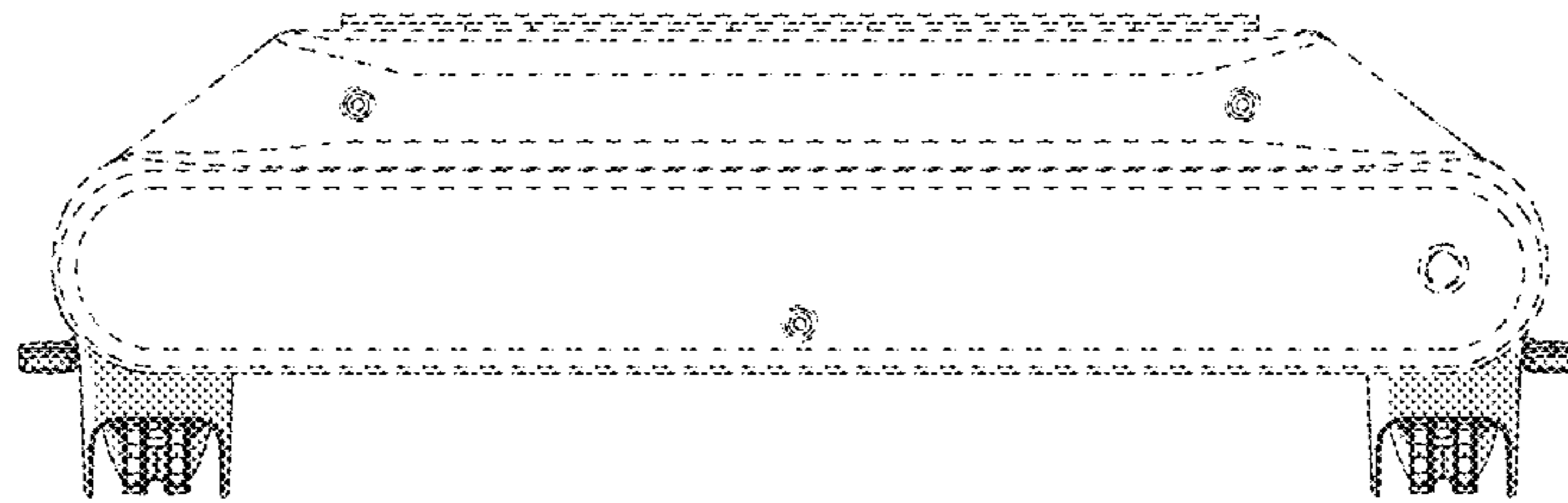


FIG. 7

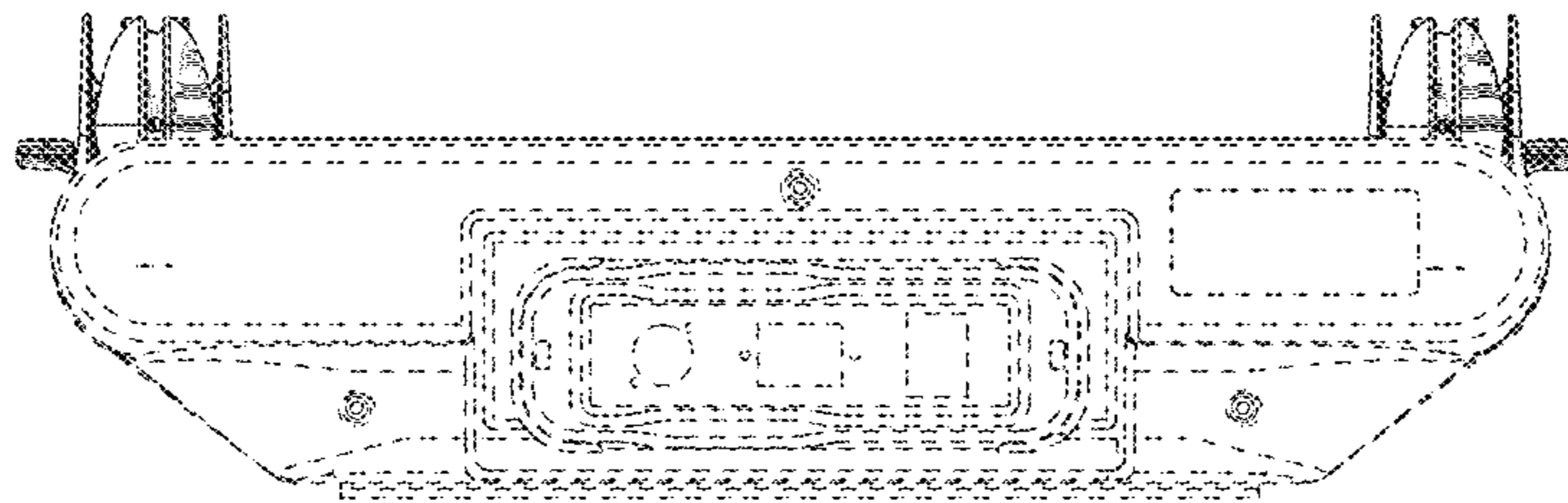


FIG. 8

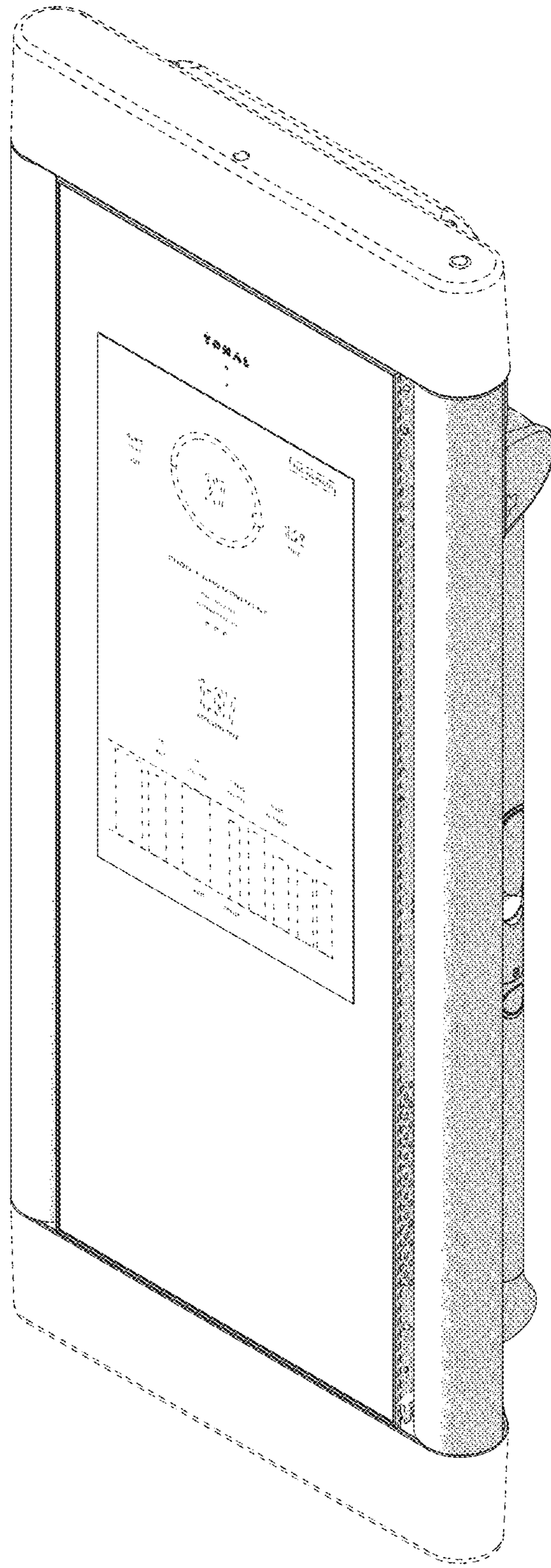


FIG. 9

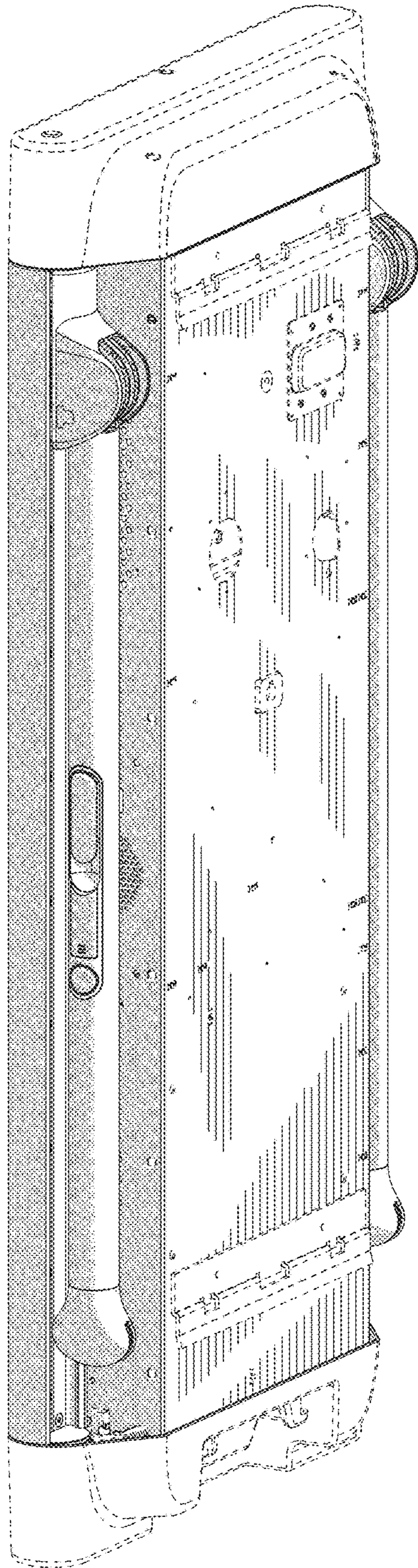


FIG. 10

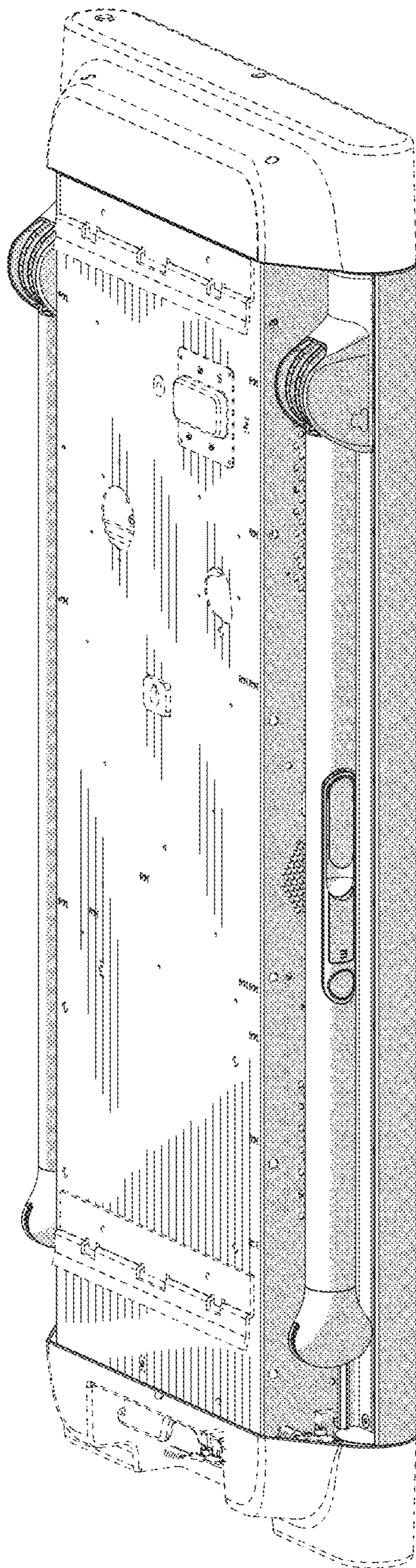


FIG. 11