



US00D912149S

(12) **United States Design Patent**
Wuyi Lim

(10) **Patent No.:** **US D912,149 S**
(45) **Date of Patent:** **** Mar. 2, 2021**

(54) **SIGN HOLDER**

(71) Applicant: **TIMES SQUARE DISTRICT
MANAGEMENT ASSOCIATION,
INC.**, New York, NY (US)

(72) Inventor: **Louis Wuyi Lim**, Brooklyn, NY (US)

(73) Assignee: **Times Square District Management
Association, Inc.**, New York, NY (US)

(**) Term: **15 Years**

(21) Appl. No.: **29/647,096**

(22) Filed: **May 9, 2018**

(51) **LOC (13) Cl.** **20-02**

(52) **U.S. Cl.**
USPC **D20/10**

(58) **Field of Classification Search**
USPC 40/642.01, 642.02, 649-651, 658, 661,
40/661.03; D3/215, 266; D6/541;
D8/72-74, 382, 394-396; D11/78.1, 222,
D11/226; D19/32, 65, 77, 88; D20/10,
D20/19, 42-44, 99; D25/119-123
CPC ... G09F 1/103; G09F 1/12; G09F 1/14; G09F
3/08; G09F 3/12; G09F 3/16; G09F 3/18;
G09F 3/20; G09F 3/201; G09F 3/202;
G09F

(Continued)

(56) **References Cited**

U.S. PATENT DOCUMENTS

303,755 A * 8/1884 Schwartz G09F 3/16
40/666
1,621,008 A * 3/1927 Fricker B42F 1/06
24/563

(Continued)

Primary Examiner — Christian P. McLean

(74) *Attorney, Agent, or Firm* — Gottlieb, Rackman &
Reisman, P.C.

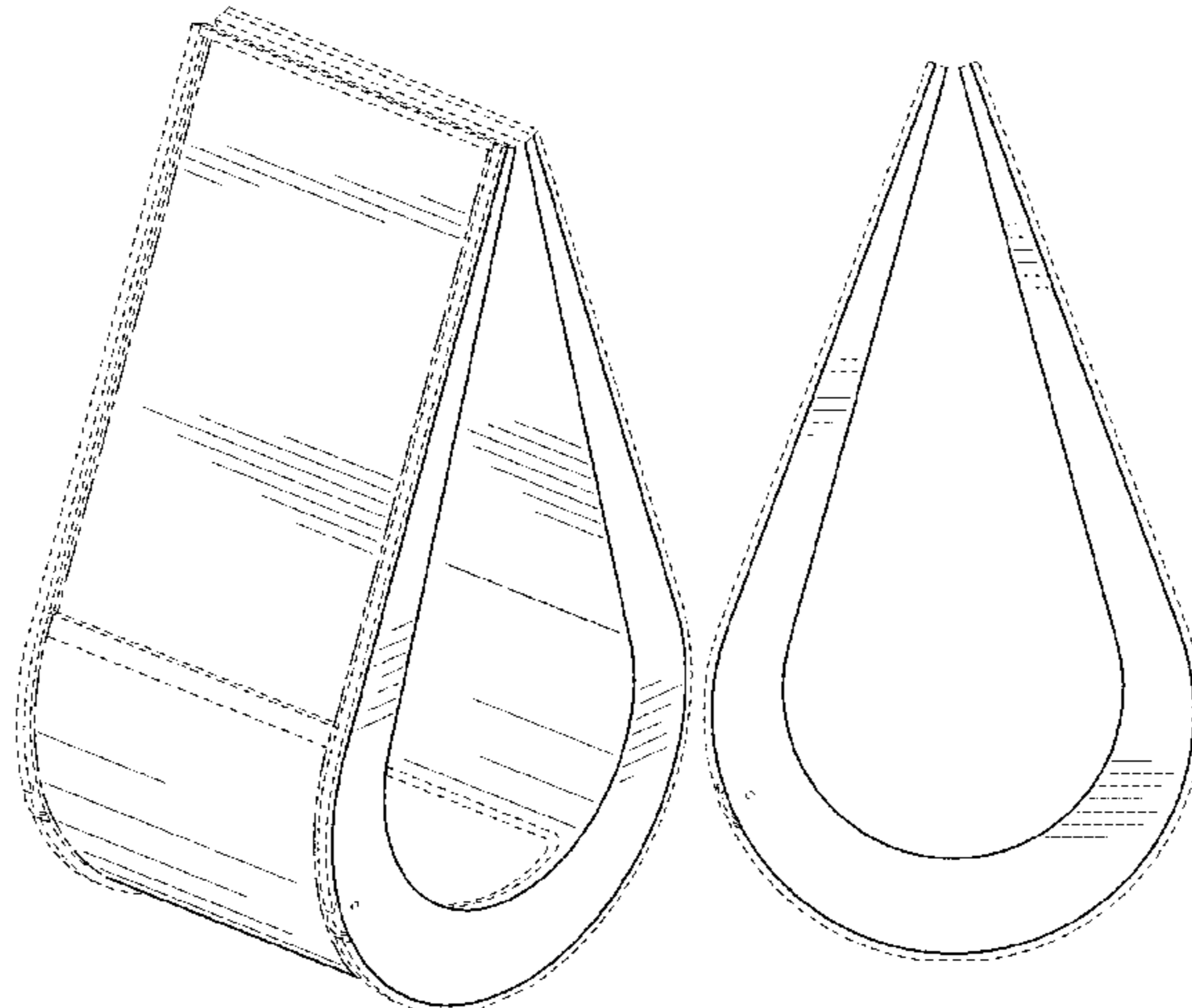
(57) **CLAIM**

The ornamental design for a sign holder, as shown and described.

DESCRIPTION

FIG. 1 is a perspective view thereof;
FIG. 2 is a right elevational view thereof,
FIG. 3 is a left elevational view thereof,
FIG. 4 is a front elevational view thereof;
FIG. 5 is a rear elevational view thereof;
FIG. 6 is a top plan view thereof;
FIG. 7 is a bottom plan view thereof, and
FIG. 8 is a perspective view of the sign holder illustrating a sign attached thereto; and FIGS. 9-16 illustrate a design for a sign holder according to a second embodiment of the invention, and wherein
FIG. 9 is a perspective view thereof;
FIG. 10 is a right elevational view thereof;
FIG. 11 is a left elevational view thereof;
FIG. 12 is a front elevational view thereof;
FIG. 13 is a rear elevational view thereof;
FIG. 14 is a top plan view thereof;
FIG. 15 is a bottom plan view thereof; and
FIG. 16 is a perspective view of the sign holder illustrating a sign attached thereto; and FIGS. 17-24 illustrate a design for a sign holder according to a third embodiment of the invention, and wherein
FIG. 17 is a perspective view thereof;
FIG. 18 is a right elevational view thereof;
FIG. 19 is a left elevational view thereof;
FIG. 20 is a front elevational view thereof;
FIG. 21 is a rear elevational view thereof;
FIG. 22 is a top plan view thereof,
FIG. 23 is a bottom plan view thereof; and,
FIG. 24 is a perspective view of the sign holder illustrating a sign attached thereto.
The broken lines in the figures are for the purpose of illustrating environmental structure and form no part of the claimed design.

1 Claim, 15 Drawing Sheets



(58) **Field of Classification Search**
 CPC 3/204; G09F 13/04; G09F 19/02; G09F
 2001/106
 See application file for complete search history.

(56) **References Cited**

U.S. PATENT DOCUMENTS

2,291,219 A * 7/1942 Fontecilla D06F 55/00
 24/545
 2,411,368 A * 11/1946 Dow G09F 23/00
 206/103
 2,526,575 A * 10/1950 Neal B42D 5/041
 40/119
 D170,053 S * 7/1953 Hall D28/39
 D193,355 S * 8/1962 Lambert D8/384
 D194,294 S * 12/1962 Greif D19/65
 D224,406 S * 7/1972 Heck D13/120
 4,105,127 A * 8/1978 Holl A47G 1/21
 211/124
 4,296,524 A * 10/1981 Horholt F16B 5/0028
 16/225
 D265,508 S * 7/1982 Rusteberg D24/128
 D292,071 S * 9/1987 Weir D6/541
 D295,501 S * 5/1988 Brayford D10/15
 4,747,496 A * 5/1988 Rendine B65D 23/00
 215/390
 D321,914 S * 11/1991 Tam D20/43
 5,152,034 A * 10/1992 Konings B65D 33/1666
 24/30.5 R
 D355,097 S * 2/1995 Ostensen D7/601
 D382,592 S * 8/1997 Maruchi 24/562
 D399,527 S * 10/1998 Price D19/32
 D409,400 S * 5/1999 Peruzzo D6/328
 5,992,887 A * 11/1999 Maruchi B42D 9/005
 24/67.9
 D426,577 S * 6/2000 Mackey D19/32
 D437,210 S * 2/2001 Borotto D8/396
 6,430,857 B1 * 8/2002 Nagel G09F 3/20
 40/642.02
 6,457,218 B1 * 10/2002 Lawrence B42F 1/10
 24/3.12
 D470,806 S * 2/2003 Voves D12/191
 D478,630 S * 8/2003 Riggins D19/78
 D485,162 S * 1/2004 Wadsworth D34/10
 6,684,544 B1 * 2/2004 Buettell G09F 7/04
 40/1.5
 D510,019 S * 9/2005 Davis D34/10
 D522,852 S * 6/2006 Nawrocki D8/395
 D523,330 S * 6/2006 Mattesky D8/395
 D566,539 S * 4/2008 Hicks D8/395

7,434,343 B2 * 10/2008 Yoshida B42F 1/02
 150/125
 D587,050 S * 2/2009 Behan D6/541
 D592,987 S * 5/2009 McGarity D11/78.1
 D597,827 S * 8/2009 Brassard D8/395
 D602,687 S * 10/2009 Castaline D3/207
 D606,850 S * 12/2009 Boyd D8/395
 D620,785 S * 8/2010 St. Germaine D8/395
 7,877,916 B2 * 2/2011 Chamandy G06K 19/07749
 24/3.12
 7,963,010 B2 * 6/2011 Levesque A44B 99/00
 24/3.1
 8,061,070 B2 * 11/2011 Chamandy G09F 3/20
 24/341
 D653,941 S * 2/2012 Yasher D8/395
 D678,952 S * 3/2013 Verbal D20/27
 D685,503 S * 7/2013 Gardner D25/119
 D686,910 S * 7/2013 Towell, Jr. D8/395
 D690,366 S * 9/2013 Bouwhuis D20/43
 D707,545 S * 6/2014 Schopf D8/394
 D710,087 S * 8/2014 Praamsma D3/219
 D710,741 S * 8/2014 Hirschorn D11/78.1
 D714,852 S * 10/2014 Levesque D16/237
 8,914,949 B2 * 12/2014 Thomson A45C 1/06
 24/563
 D724,487 S * 3/2015 Dighton D11/222
 D727,651 S * 4/2015 San Martin D6/513
 D743,692 S * 11/2015 Praamsma D3/219
 D751,149 S * 3/2016 Saputo D20/99
 D754,964 S * 5/2016 Hernandez D3/207
 D756,644 S * 5/2016 Murphy, Jr. D3/266
 D760,583 S * 7/2016 Weilage D8/395
 D781,571 S * 3/2017 Moerer D3/215
 D787,925 S * 5/2017 Moerer D11/208
 D789,778 S * 6/2017 White, Sr. D26/138
 D797,446 S * 9/2017 Kang D14/341
 D812,461 S * 3/2018 Lee D8/394
 D823,720 S * 7/2018 McGranaghan D11/222
 D861,788 S * 10/2019 Kihl D20/10
 D862,068 S * 10/2019 Justiss D3/207
 D868,454 S * 12/2019 Moreau D3/215
 D881,990 S * 4/2020 Gedeon D20/19
 D892,106 S * 8/2020 Ji D14/250
 2002/0020045 A1 * 2/2002 Nasu A45F 5/02
 24/546
 2003/0101551 A1 * 6/2003 Levesque A44B 99/00
 24/545
 2005/0060923 A1 * 3/2005 Ardern, II G09F 7/02
 40/658
 2009/0049726 A1 * 2/2009 Jenkins G09F 3/20
 40/658

* cited by examiner

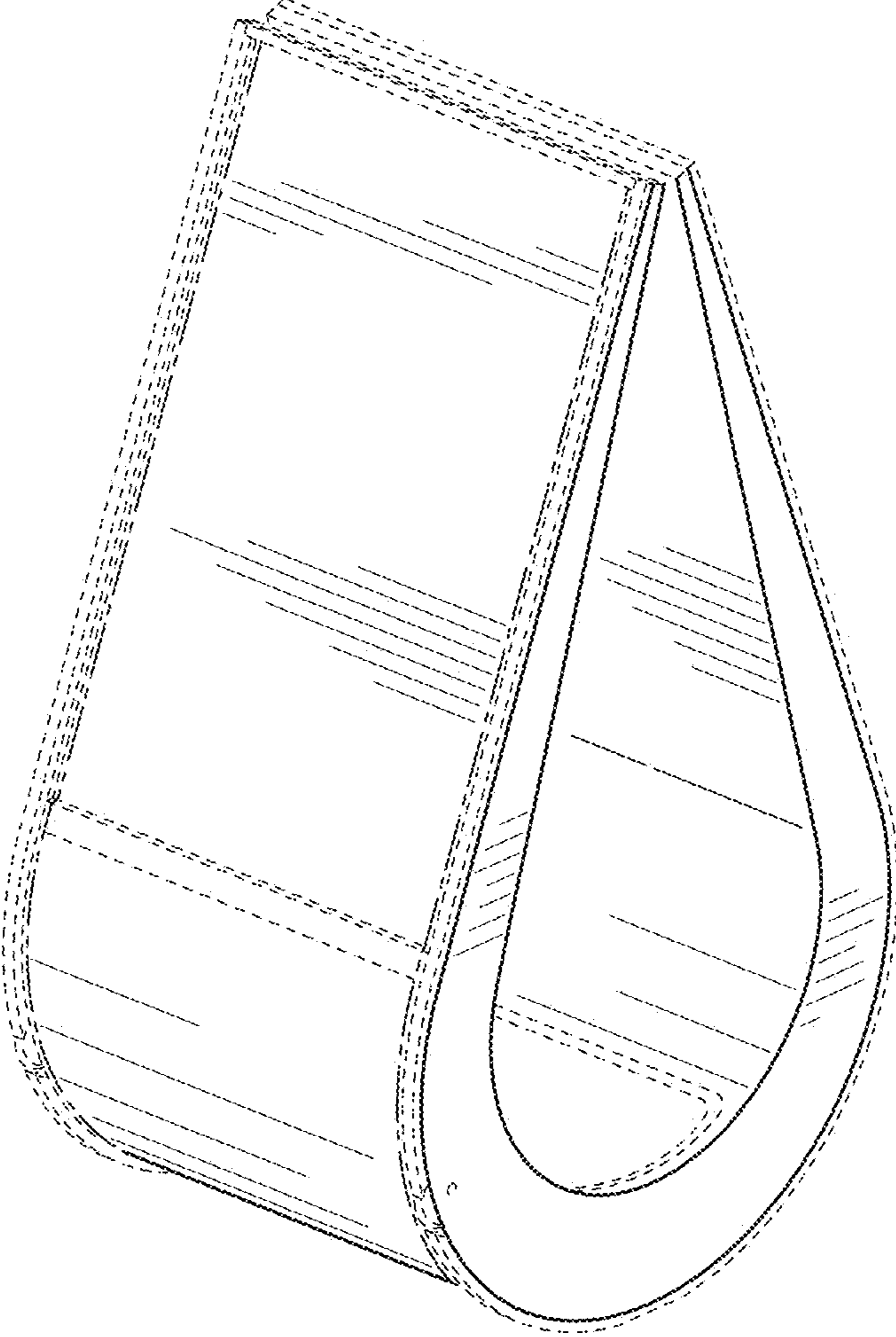


FIG. 1

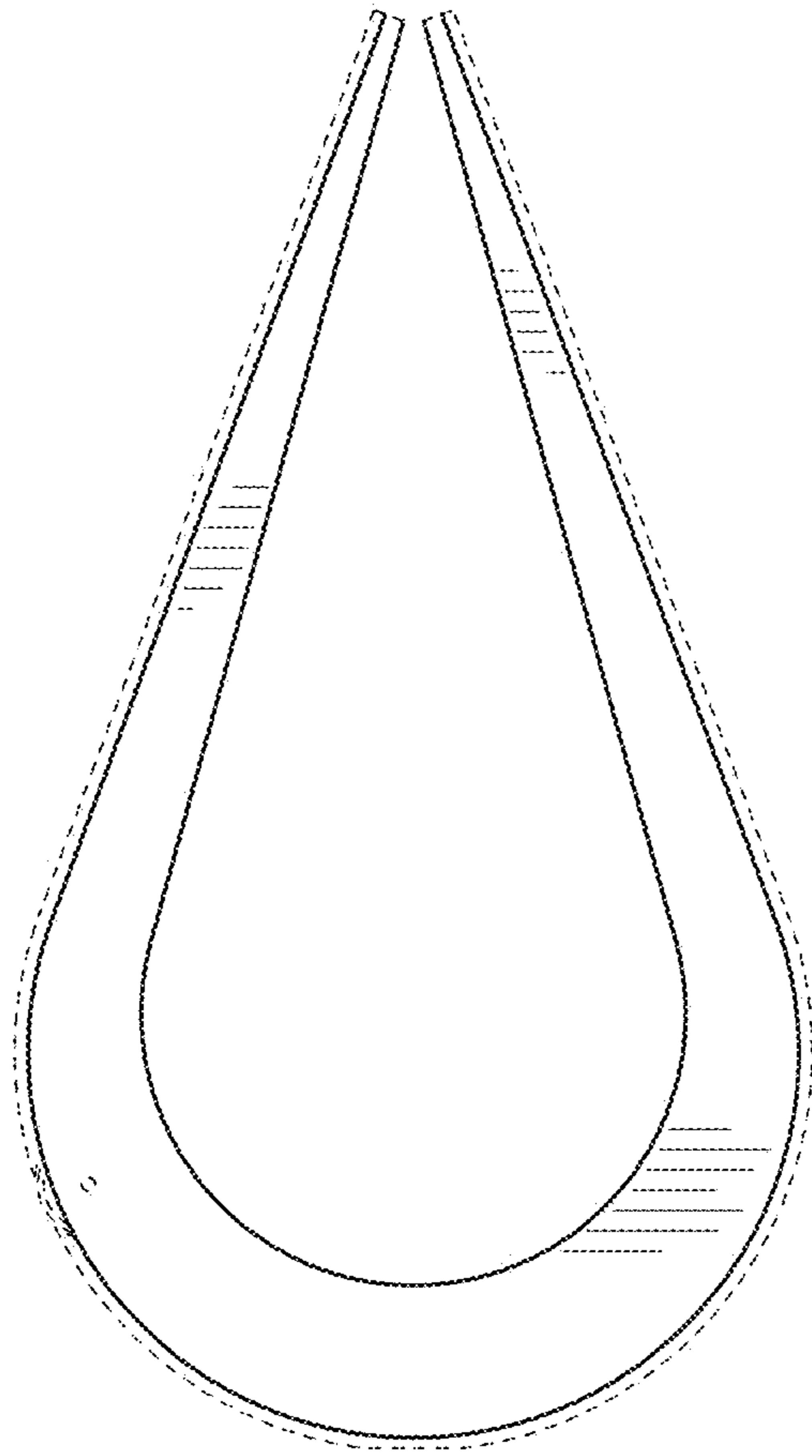


FIG. 2

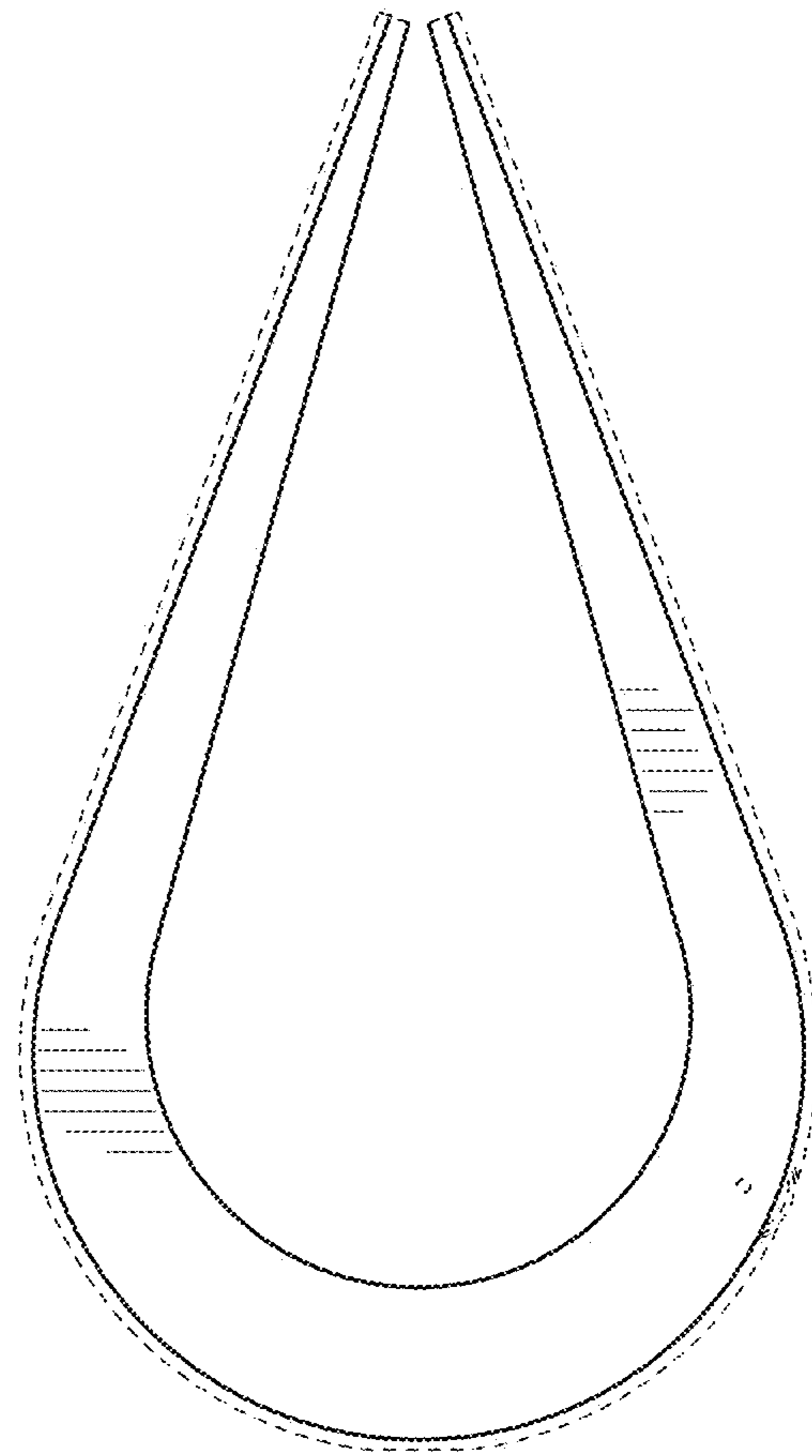


FIG. 3

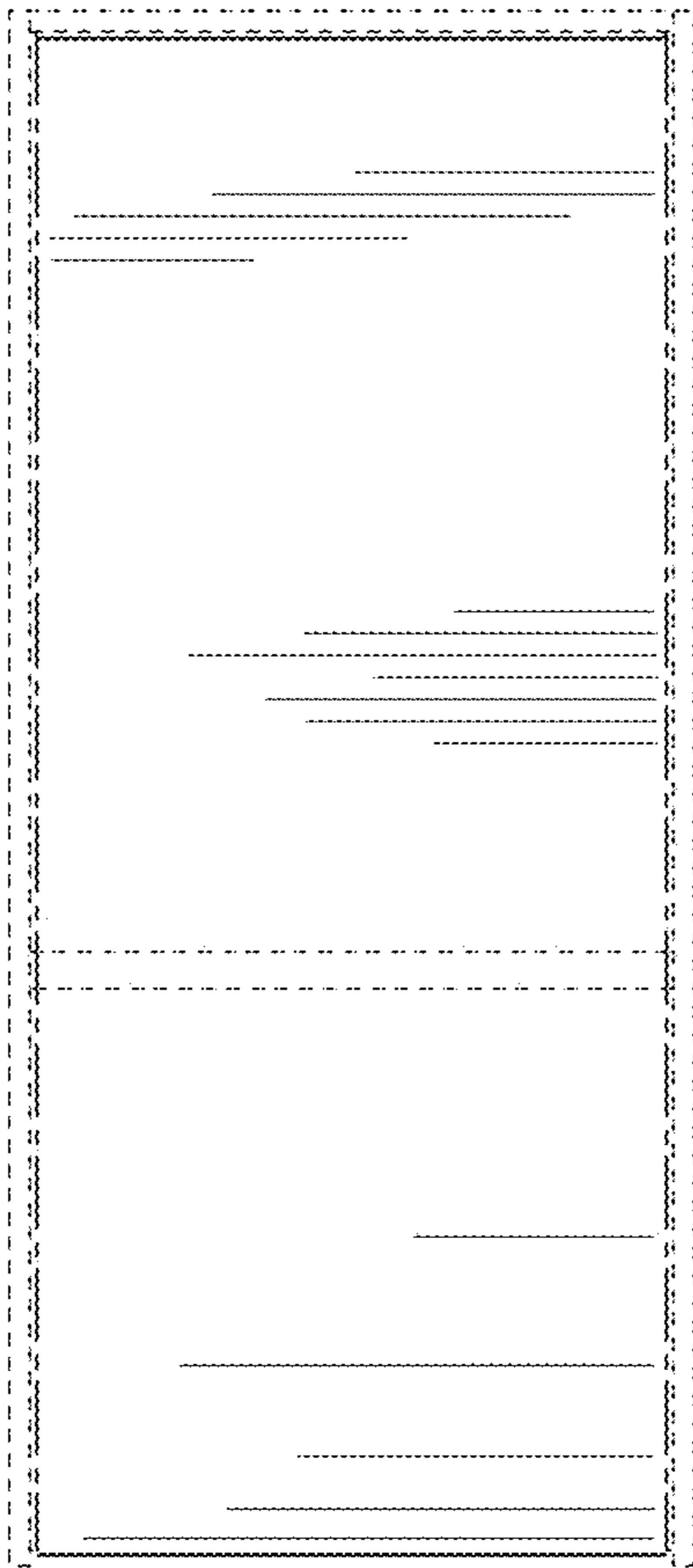


FIG. 4




FIG. 5




FIG. 6

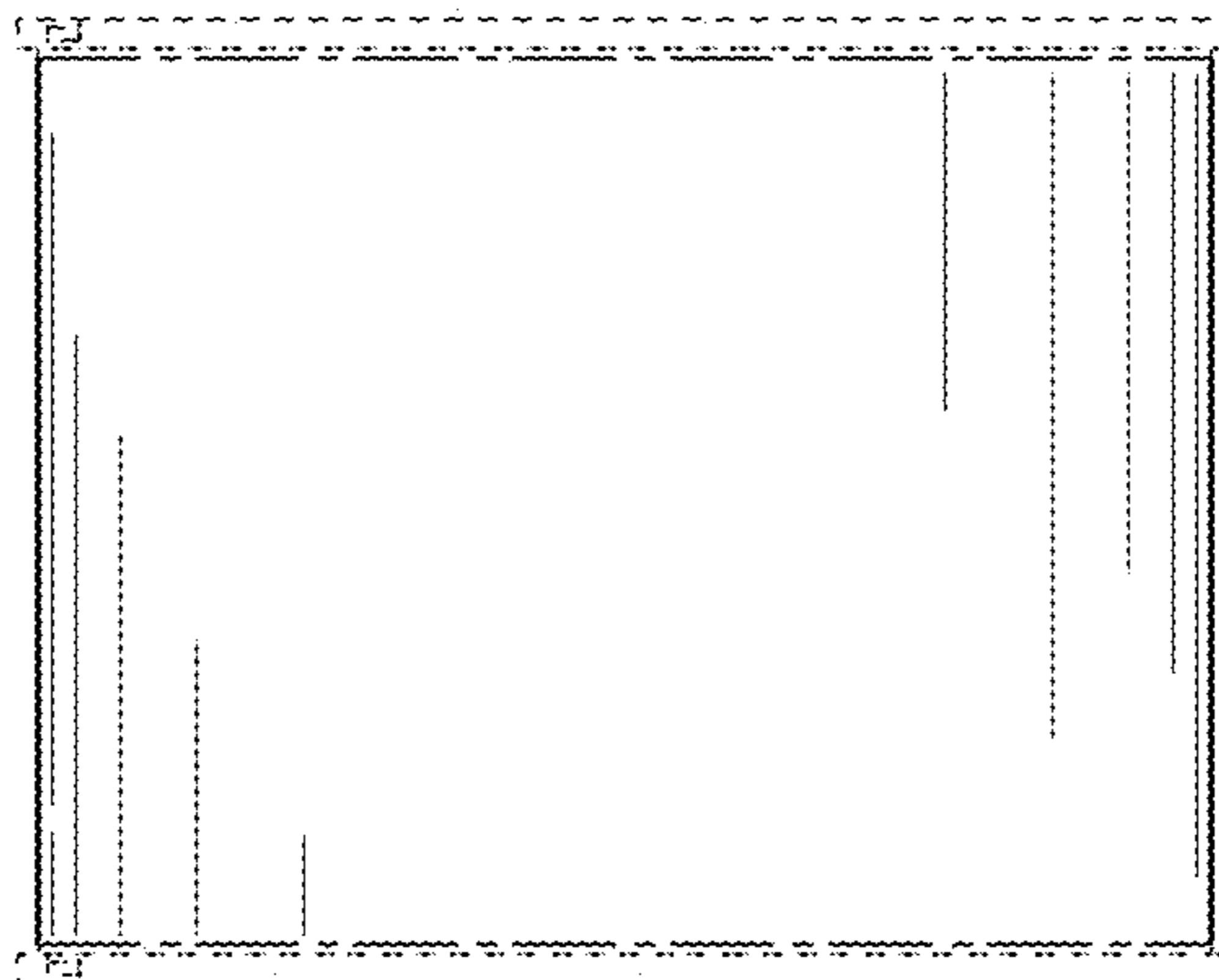


FIG. 7

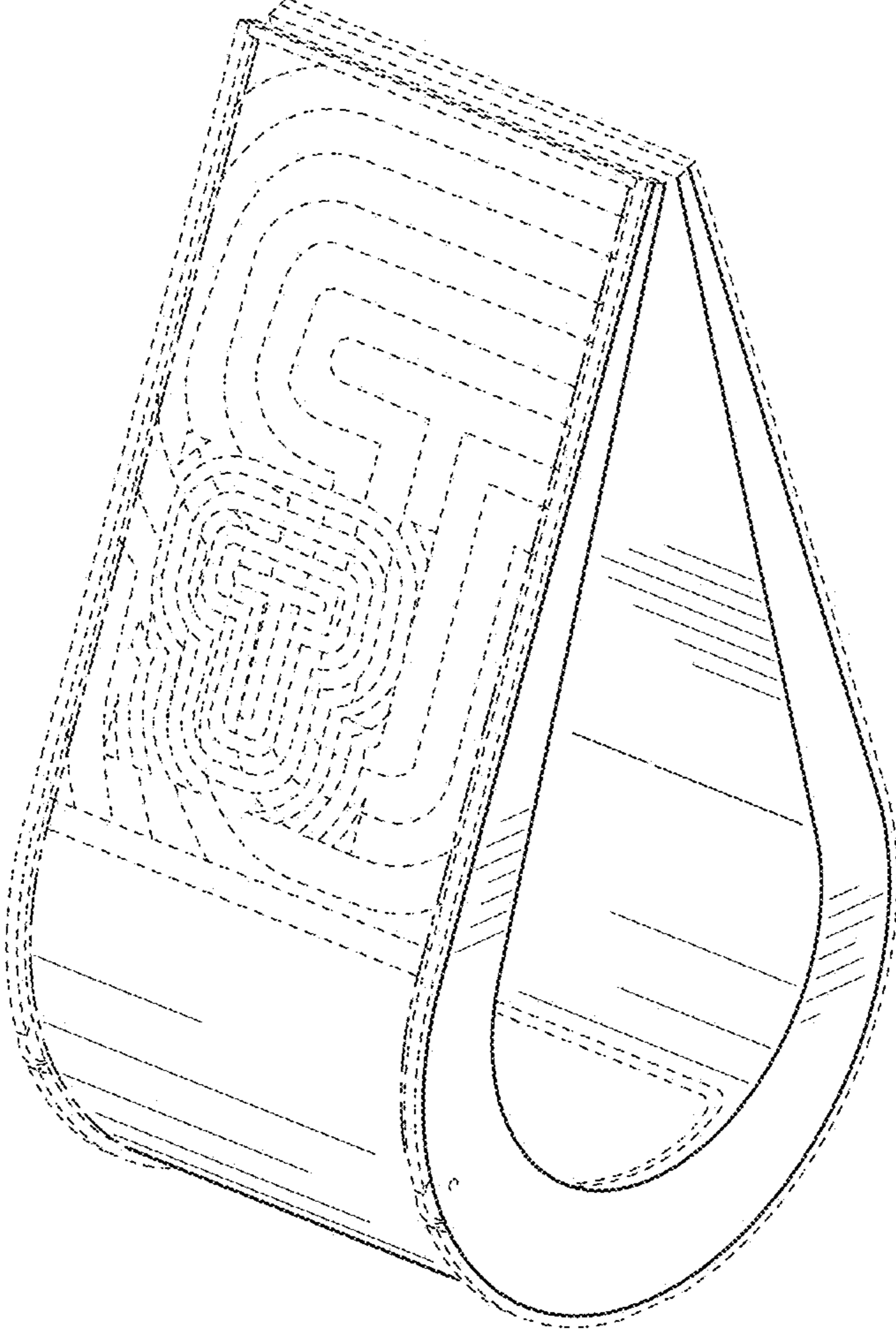


FIG. 8

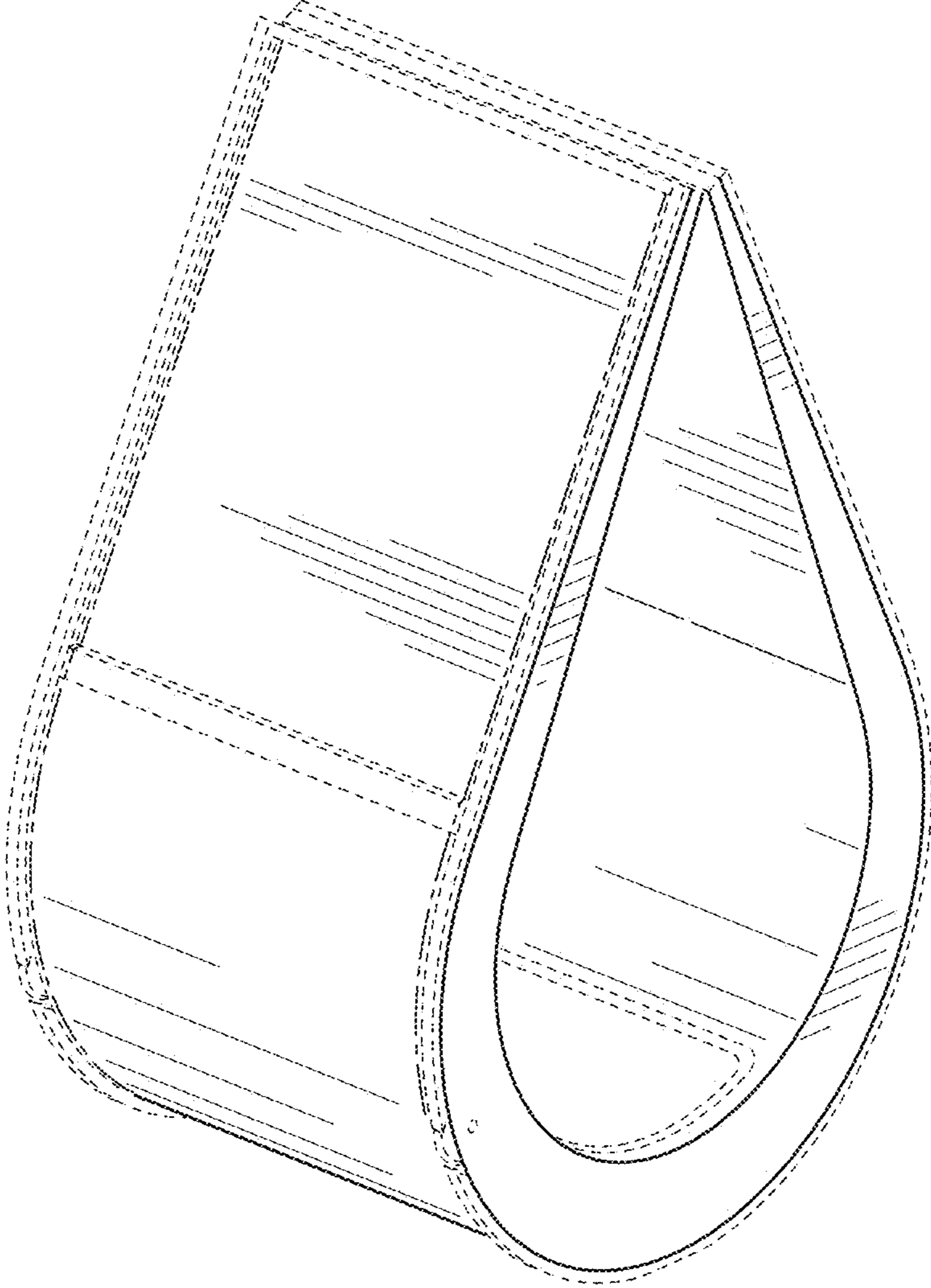


FIG. 9

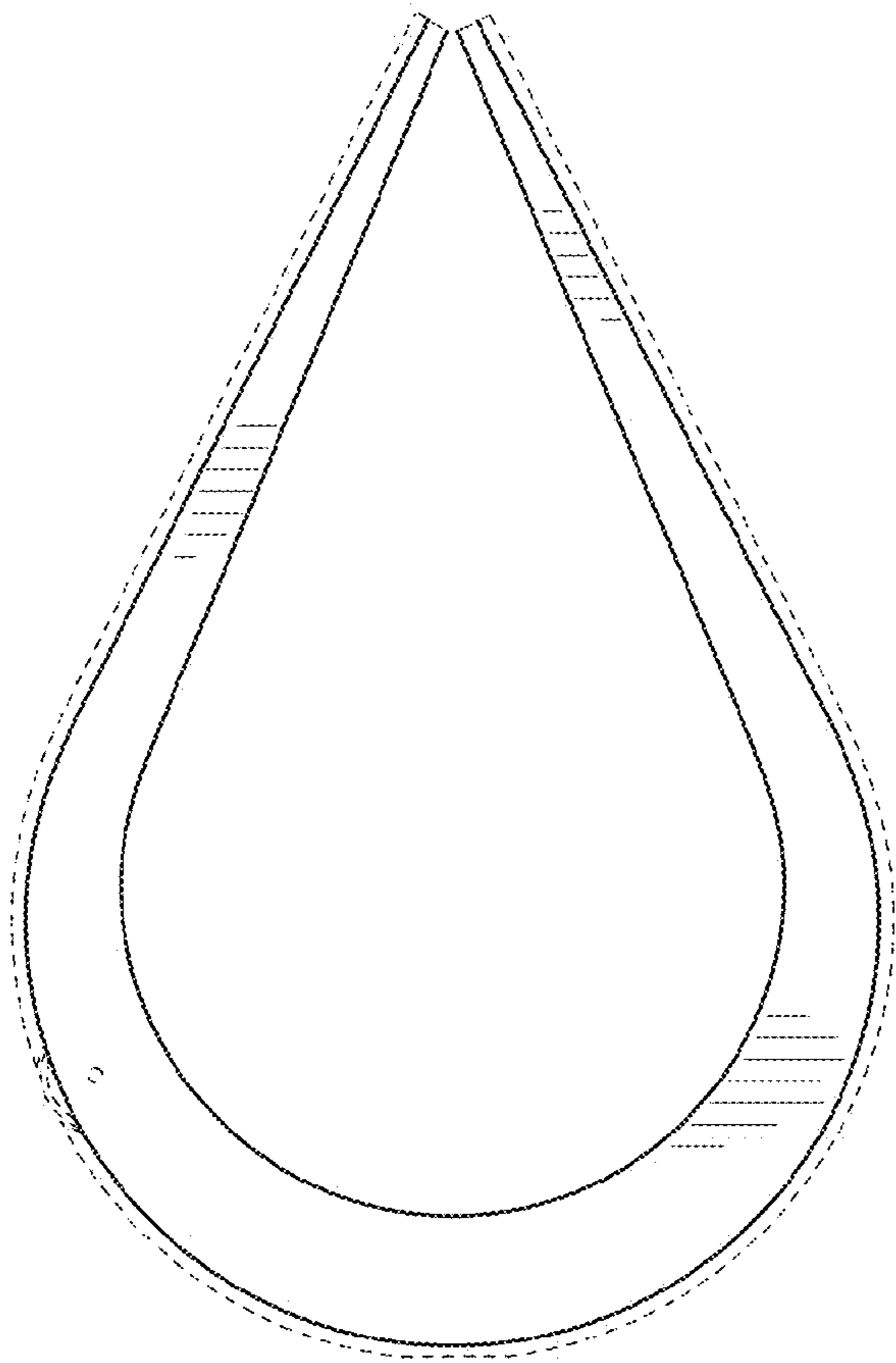


FIG. 10

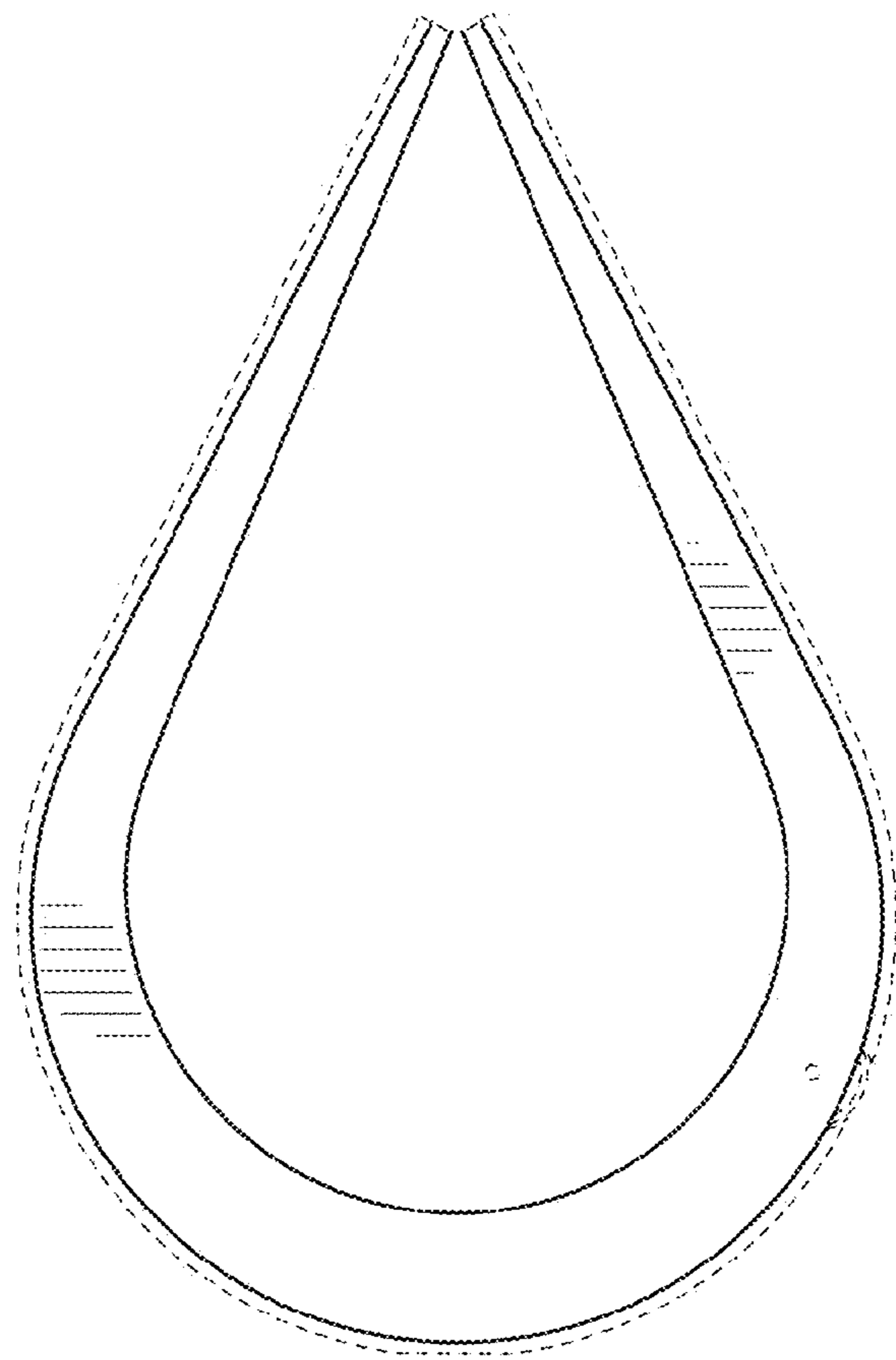


FIG. 11




FIG. 12




FIG. 13

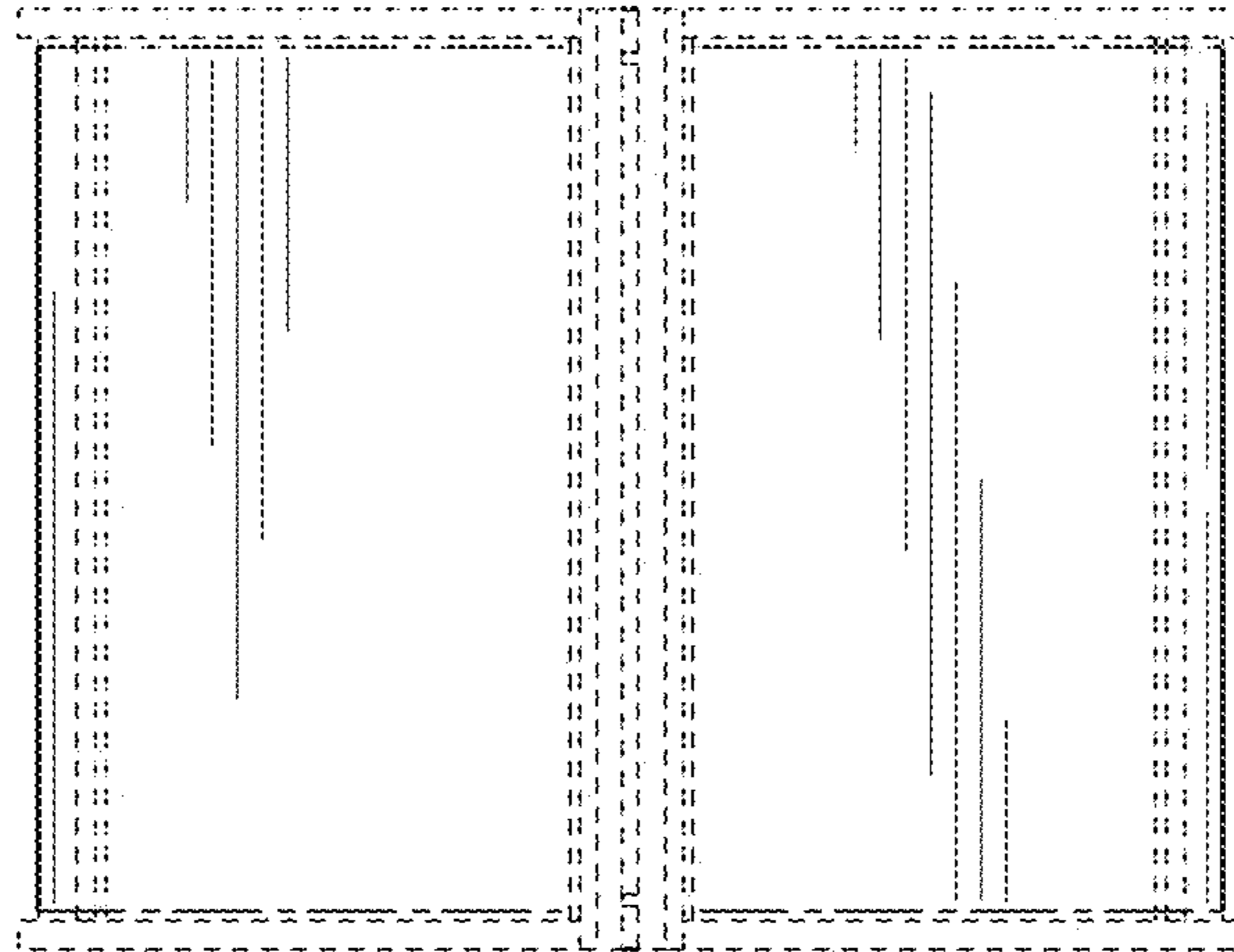


FIG. 14

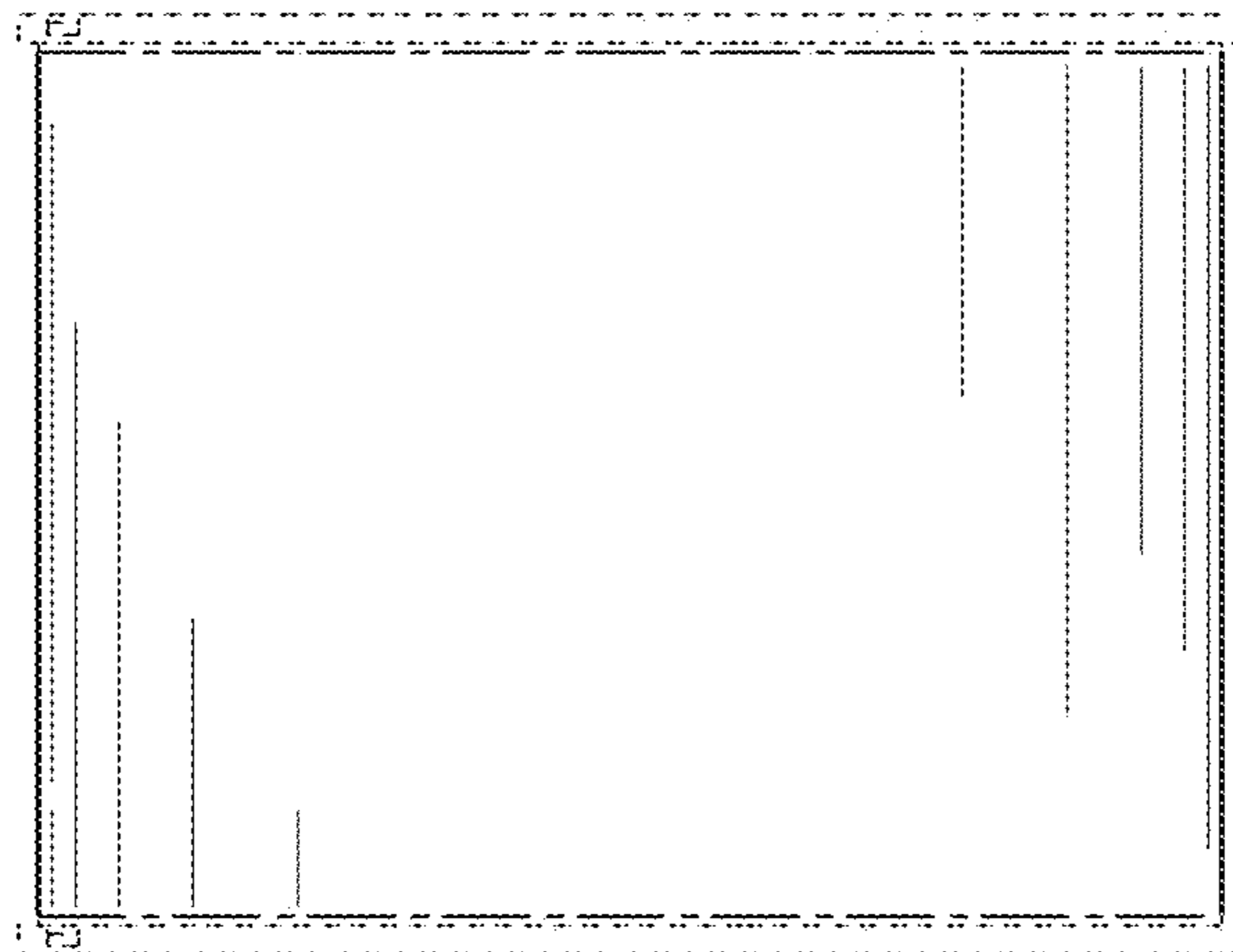


FIG. 15

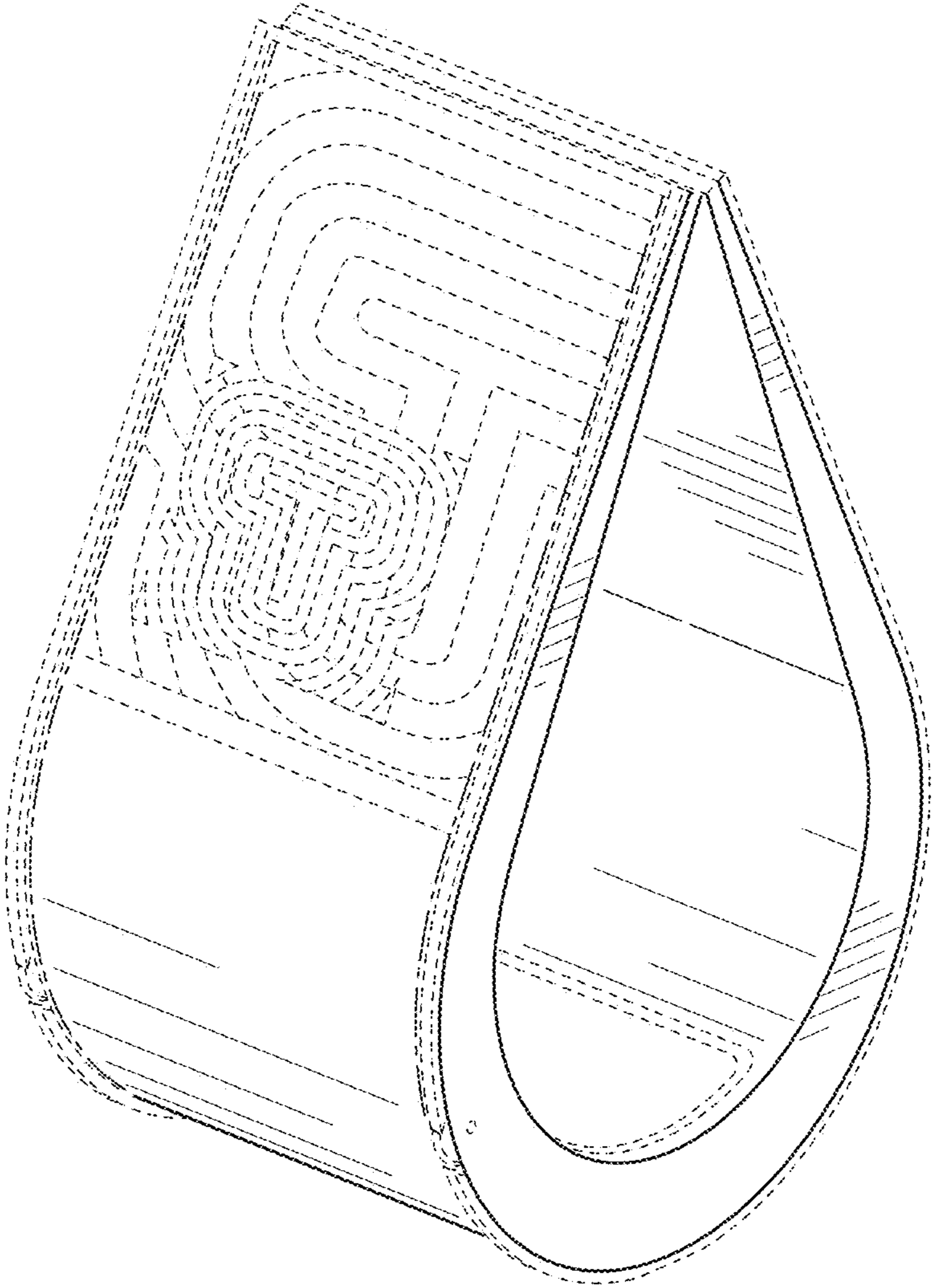


FIG. 16

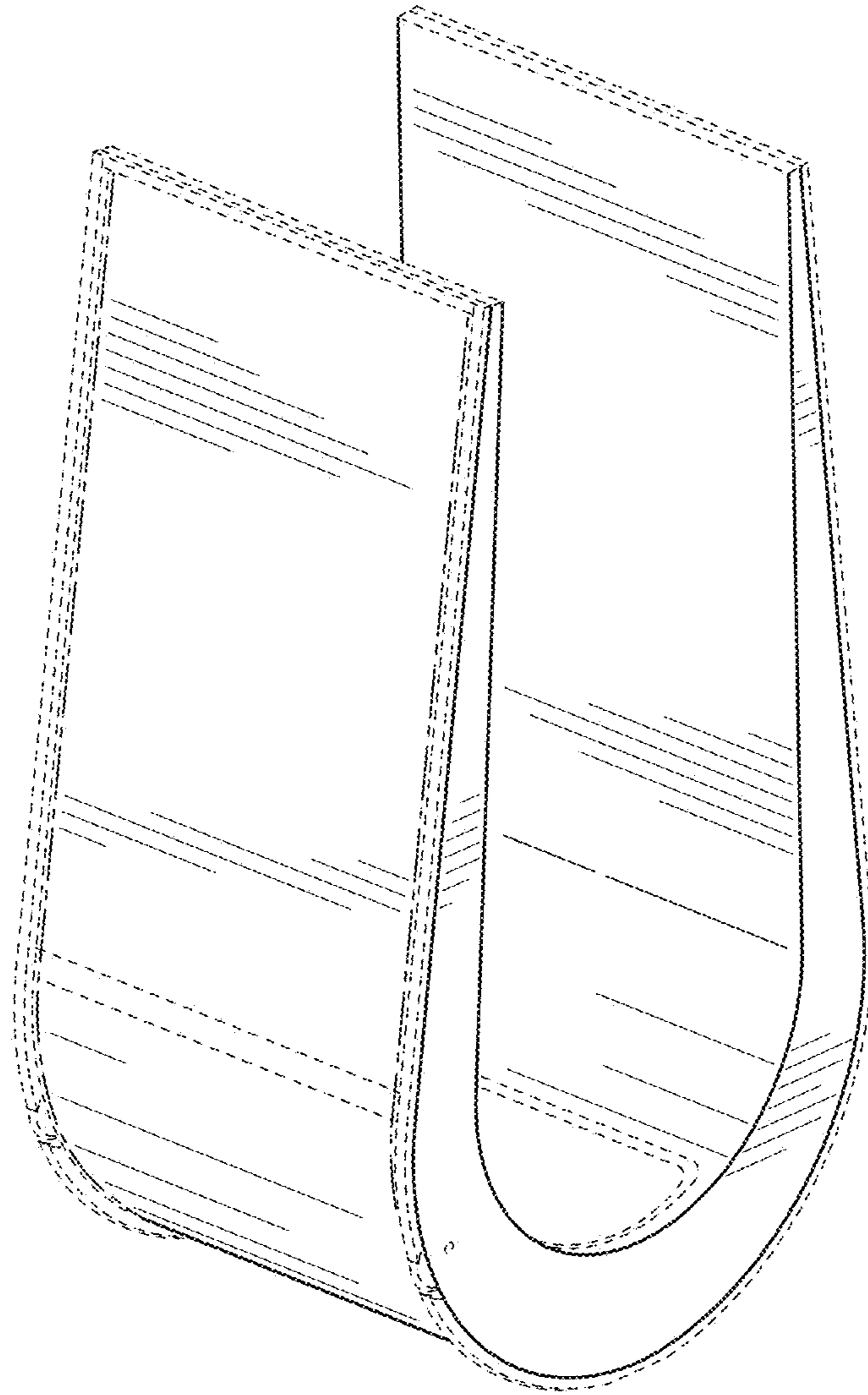


FIG. 17

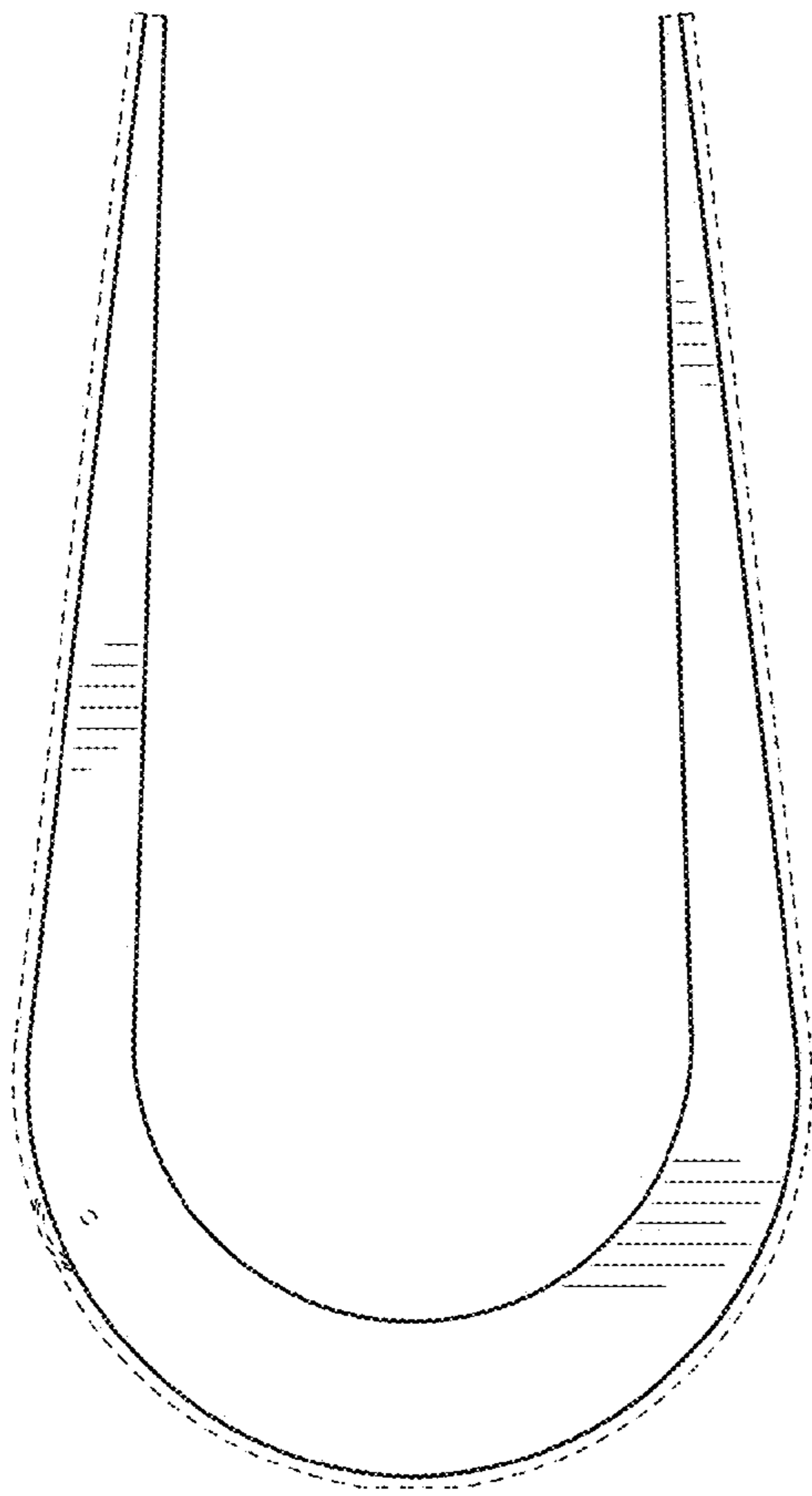


FIG. 18

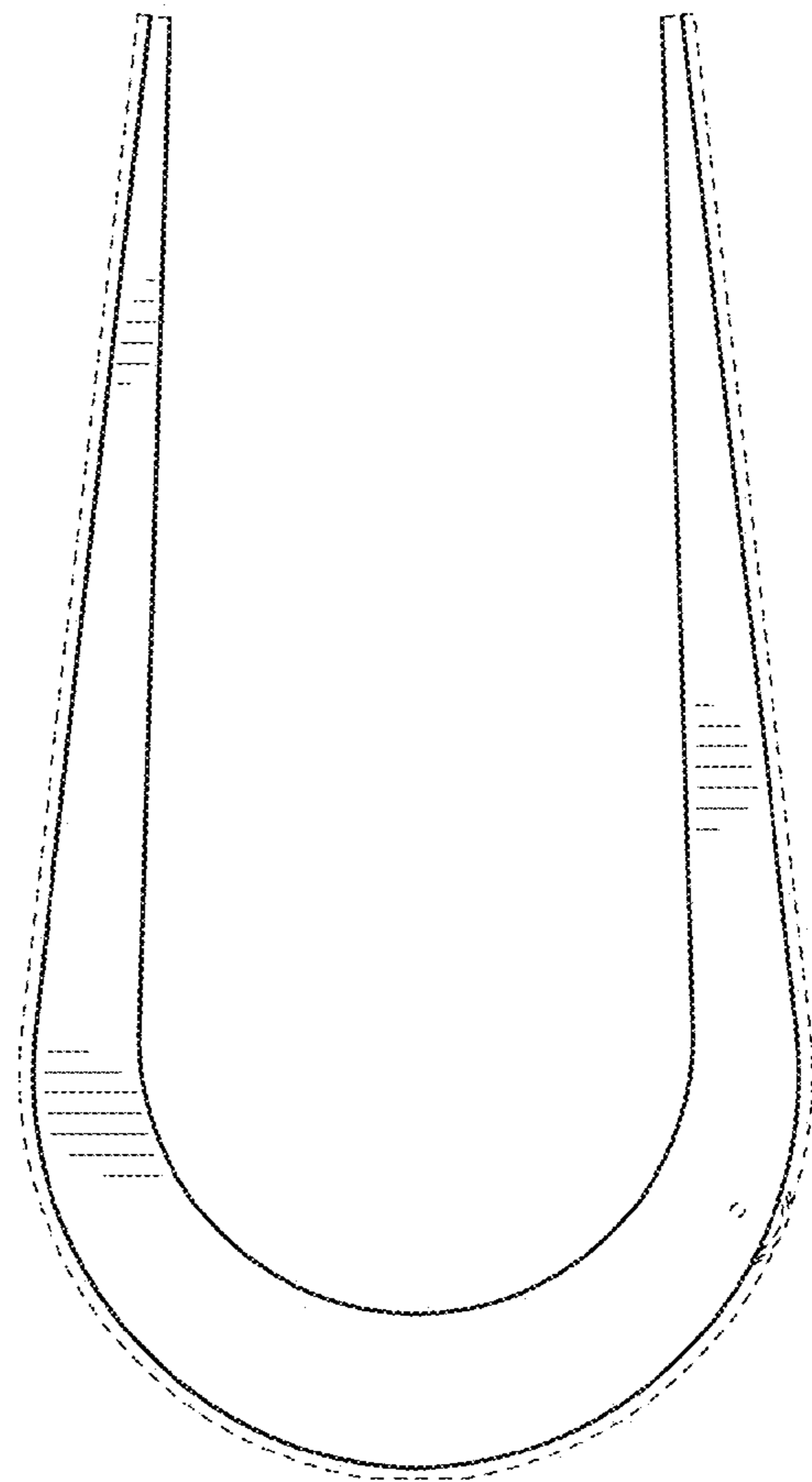


FIG. 19

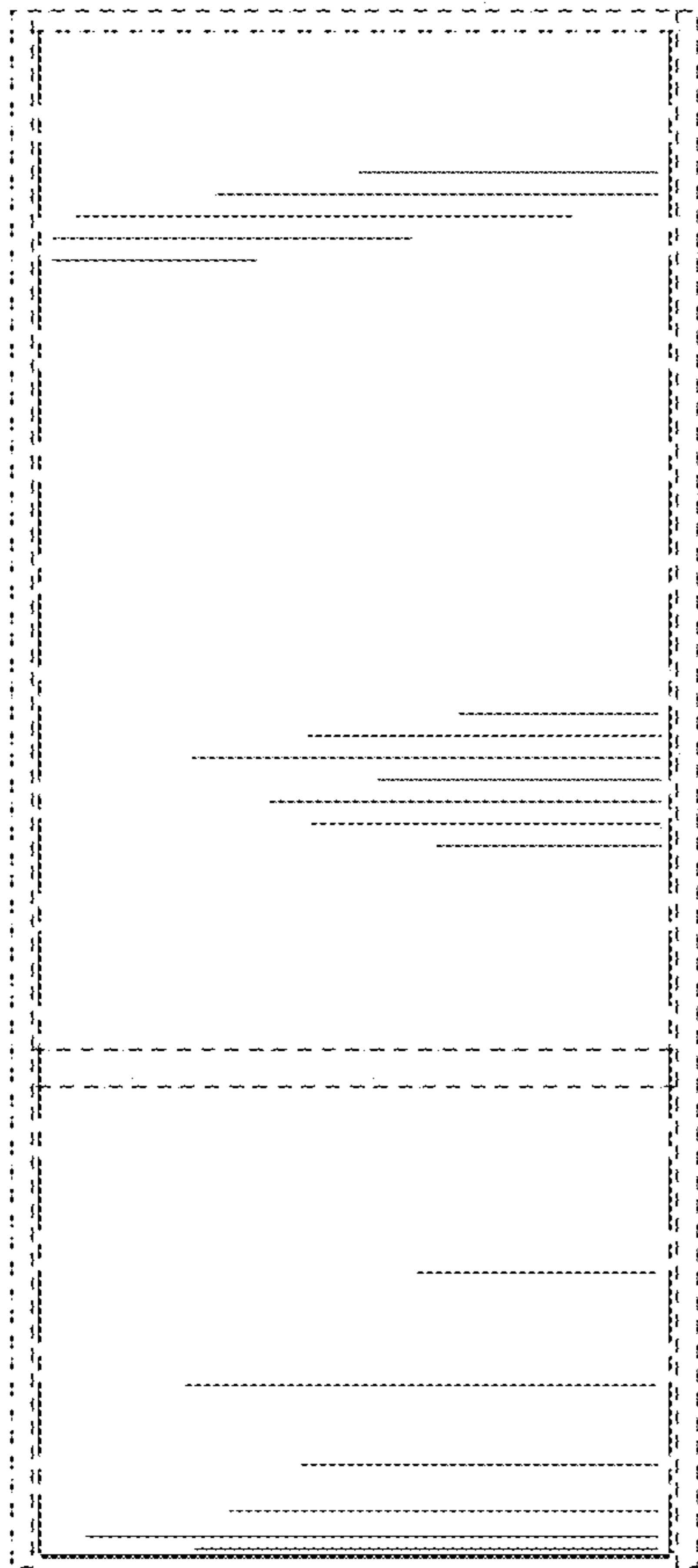


FIG. 20

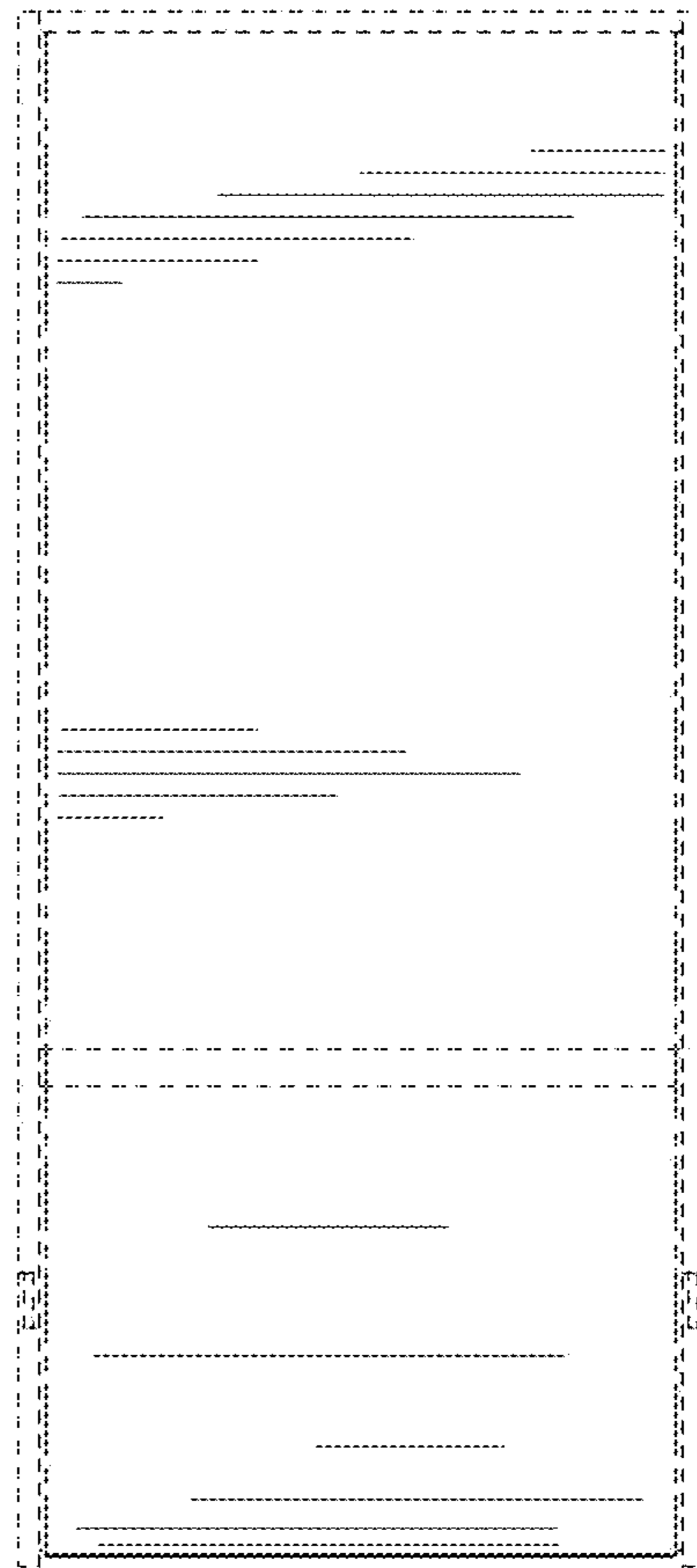


FIG. 21




FIG. 22

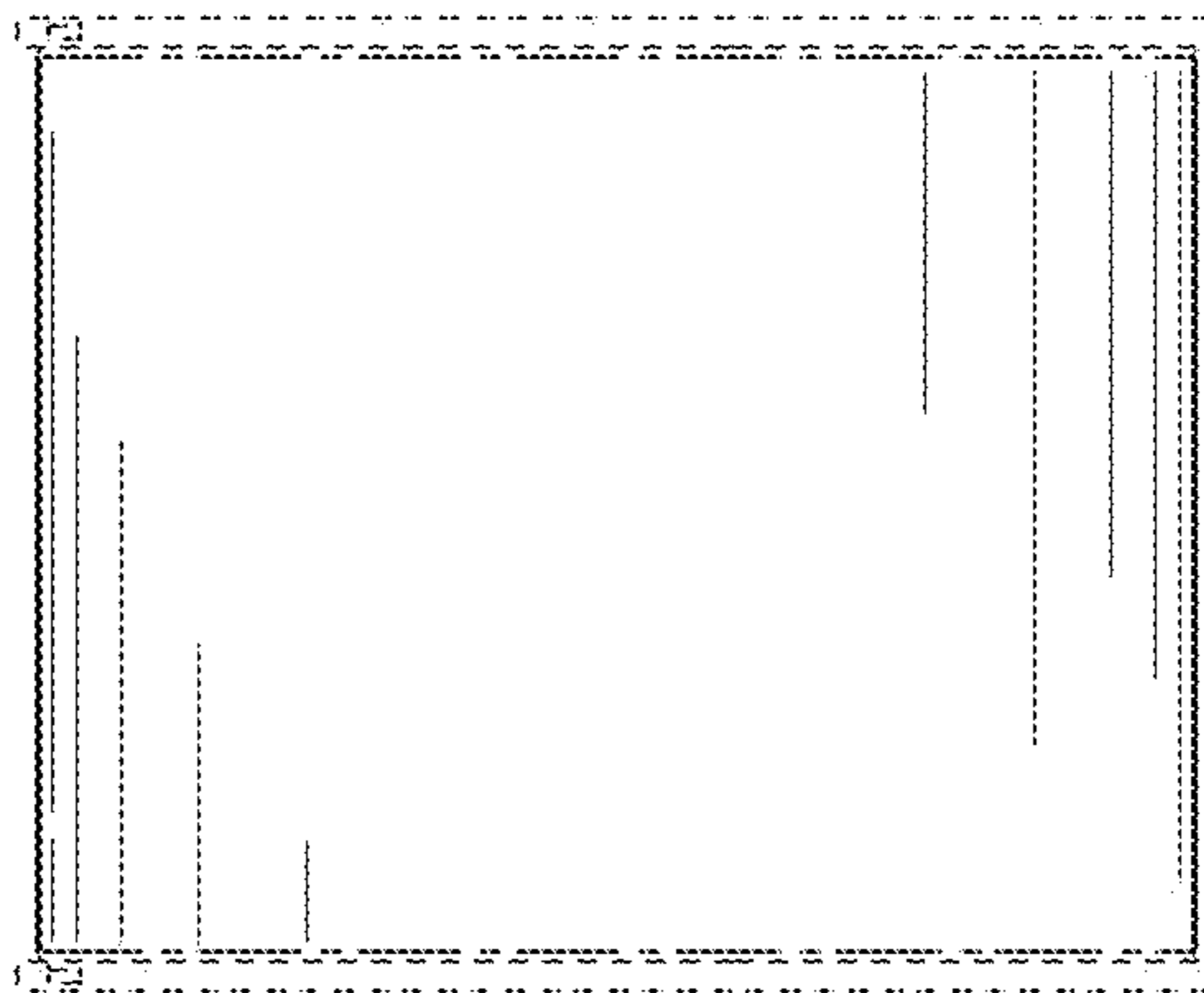


FIG. 23

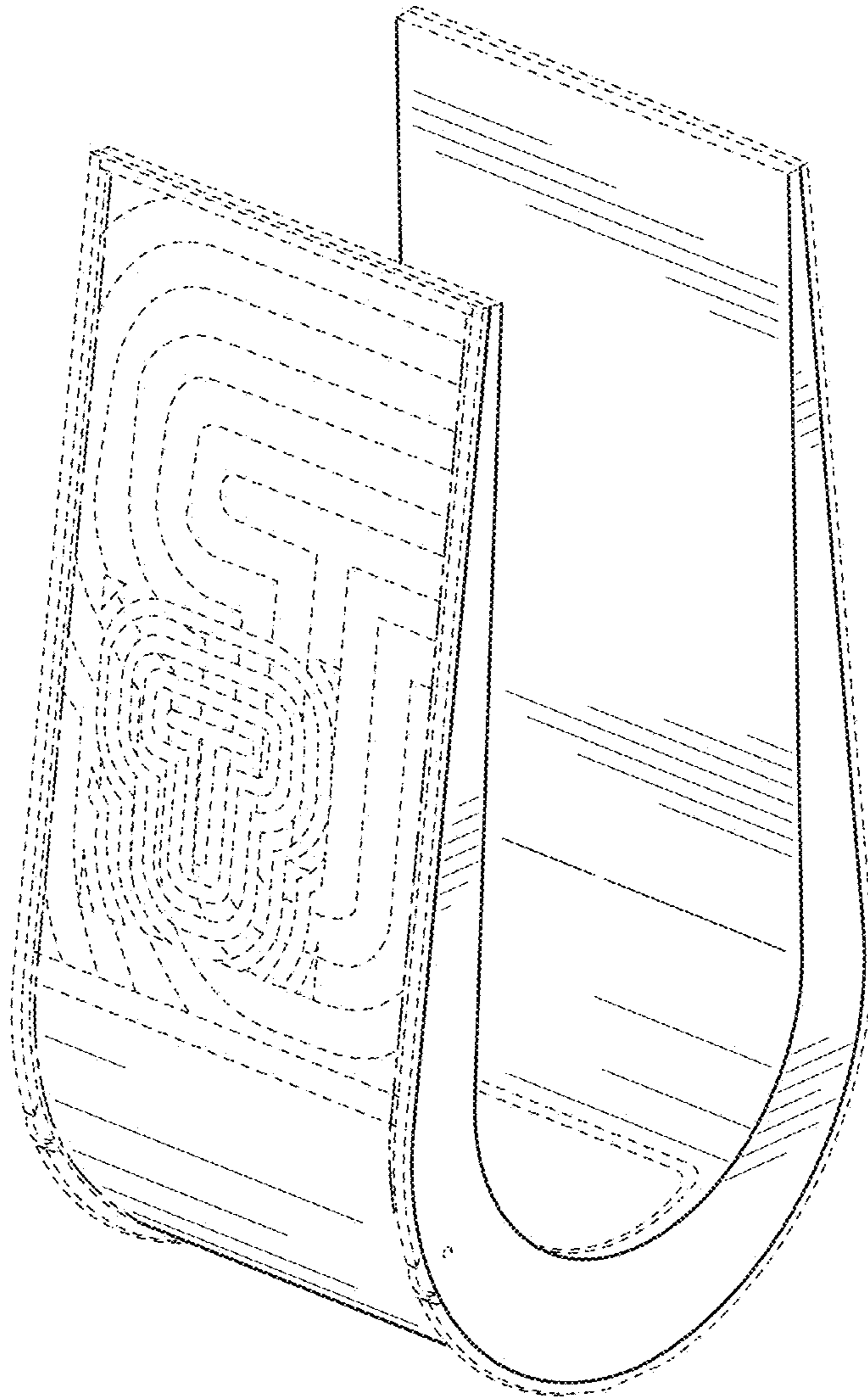


FIG. 24