



US00D912146S

(12) **United States Design Patent**  
**Zhang**

(10) **Patent No.:** **US D912,146 S**

(45) **Date of Patent:** **\*\* Mar. 2, 2021**

- (54) **PEN**
- (71) Applicant: **Beifa Group Co., Ltd.**, Ningbo (CN)
- (72) Inventor: **Youbin Zhang**, Ningbo (CN)
- (73) Assignee: **Beifa Group Co., Ltd.**, Ningbo (CN)
- (\*\*) Term: **15 Years**
- (21) Appl. No.: **29/704,030**
- (22) Filed: **Aug. 30, 2019**
- (30) **Foreign Application Priority Data**  
Mar. 1, 2019 (CN) ..... 201930082927.8

D421,053 S *	2/2000	Izushima .....	D19/176
D445,131 S *	7/2001	Keda .....	D19/171
D454,368 S *	3/2002	Pellissa Beneyto .....	D19/173
D458,636 S *	6/2002	Shimizu .....	D19/174
D491,983 S *	6/2004	Izushima .....	D19/174
D546,389 S *	7/2007	Chiaruttini .....	D19/174
D562,894 S *	2/2008	Nishida .....	D19/171
D566,176 S *	4/2008	Rolion .....	D19/173
D572,757 S *	7/2008	Qiu .....	D19/176
D615,590 S *	5/2010	Li .....	D19/171
D628,637 S *	12/2010	Xiao .....	D19/173
D667,881 S *	9/2012	Li .....	D19/176
D672,815 S *	12/2012	Li .....	D19/176
D691,655 S *	10/2013	Inoue .....	D19/174
D706,348 S *	6/2014	Inoue .....	D19/174
D753,224 S *	4/2016	Fischer .....	D19/174
D767,034 S *	9/2016	Zhang .....	D19/173
D813,310 S *	3/2018	Matsushita .....	D19/173
D861,072 S *	9/2019	Rieger .....	D19/173

- (51) **LOC (13) Cl.** ..... **19-06**
- (52) **U.S. Cl.**  
USPC ..... **D19/173**
- (58) **Field of Classification Search**  
USPC ..... D19/115–204; D14/411; D9/723–727,  
D9/504  
CPC . B43K 5/005; B43K 7/12; B43K 8/00; B43K  
8/02; B43K 8/04; B43K 8/06; B43K  
8/14; B43K 8/145; B43K 8/16; B43K  
21/003; B43K 21/006; B43K 21/06;  
B43K 23/004  
See application file for complete search history.

\* cited by examiner

*Primary Examiner* — Elizabeth A. Albert  
(74) *Attorney, Agent, or Firm* — Seed Intellectual Property Law Group LLP

(56) **References Cited**  
U.S. PATENT DOCUMENTS

D216,844 S *	3/1970	Shimada .....	D19/173
D286,789 S *	11/1986	Thompson .....	D19/174
D288,825 S *	3/1987	Thompson .....	D19/174
D297,021 S *	8/1988	Grossiord .....	D19/169
D324,070 S *	2/1992	Suzuki .....	D19/176
D346,401 S *	4/1994	Sakuno .....	D19/174
D360,432 S *	7/1995	Arsenault .....	401/195
D377,664 S *	1/1997	Izushima .....	D19/173
D399,255 S *	10/1998	Melnick .....	D19/173


(57) **CLAIM**

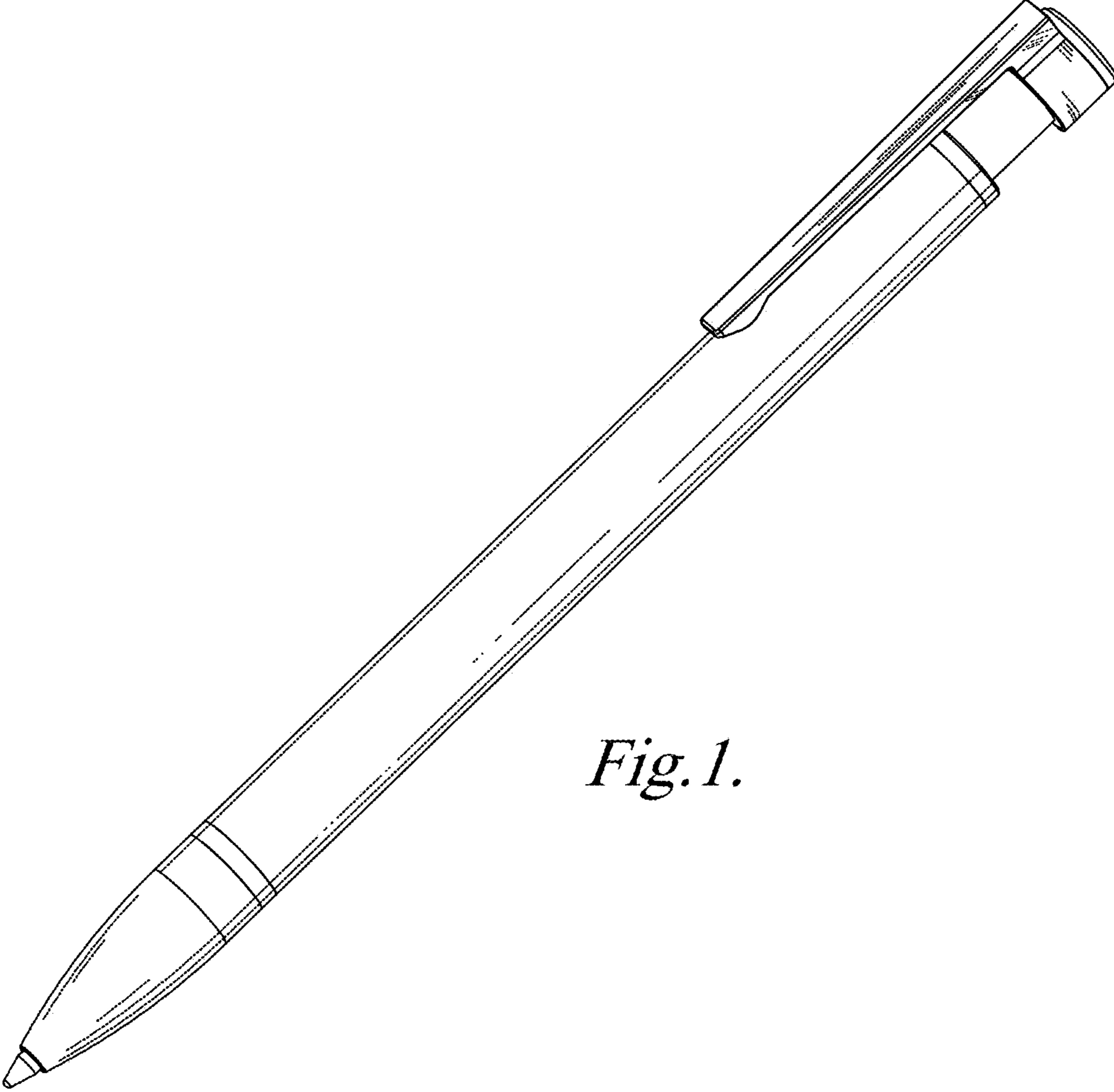
The ornamental design for a pen, as shown and described.

**DESCRIPTION**


FIG. 1 is a front, right perspective view of a pen showing my new design.  
 FIG. 2 is a front elevation view thereof.  
 FIG. 3 is a rear elevation view thereof.  
 FIG. 4 is a right side elevation view thereof, with the left side elevation view being a mirror image of the right side elevation view.  
 FIG. 5 is a top plan view thereof.  
 FIG. 6 is a bottom plan view thereof.  
 FIG. 7 is an enlarged top plan view thereof; and,  
 FIG. 8 is an enlarged bottom plan view thereof.

**1 Claim, 3 Drawing Sheets**







*Fig. 1.*



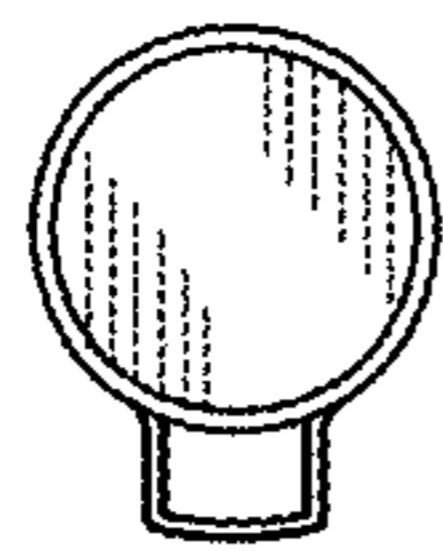
*Fig. 2.*



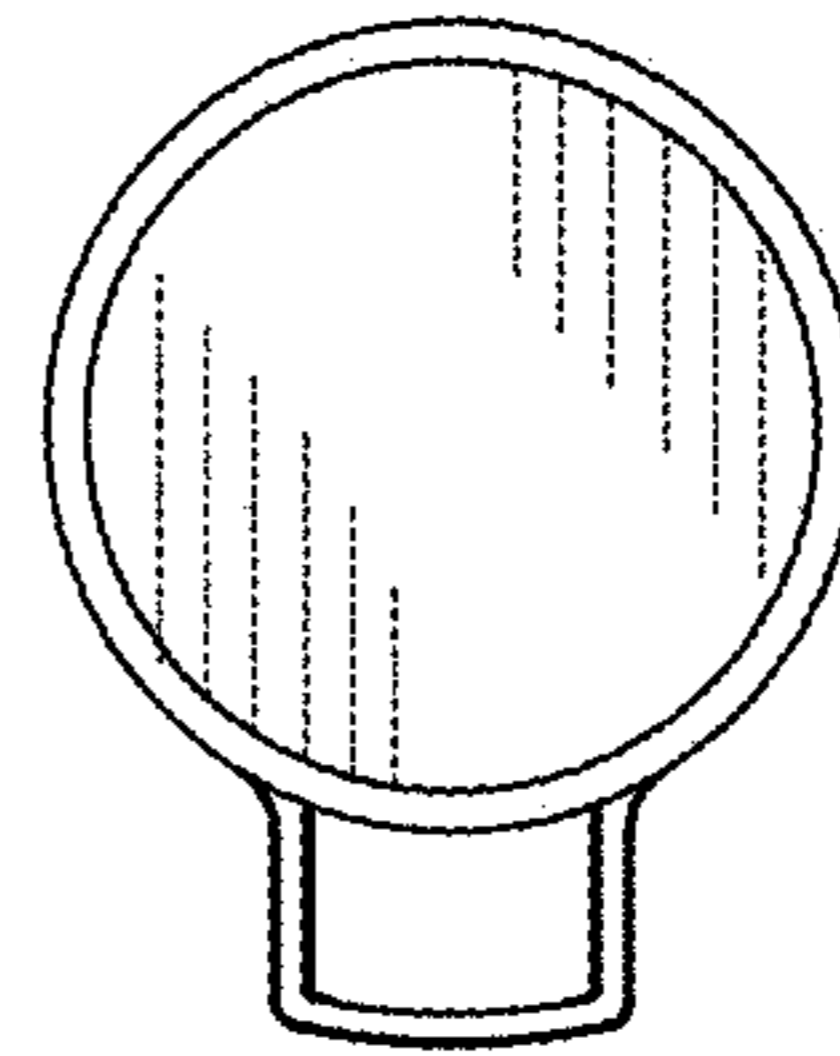
*Fig. 3.*



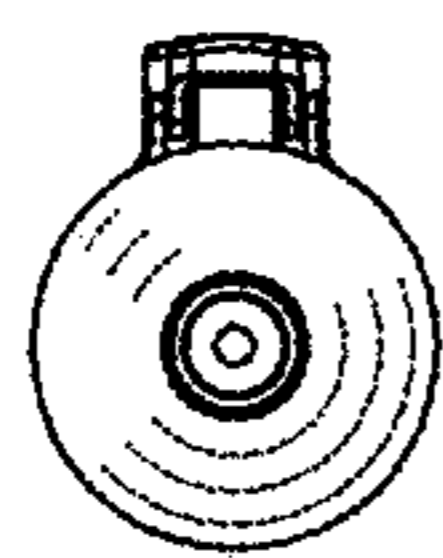
*Fig. 4.*



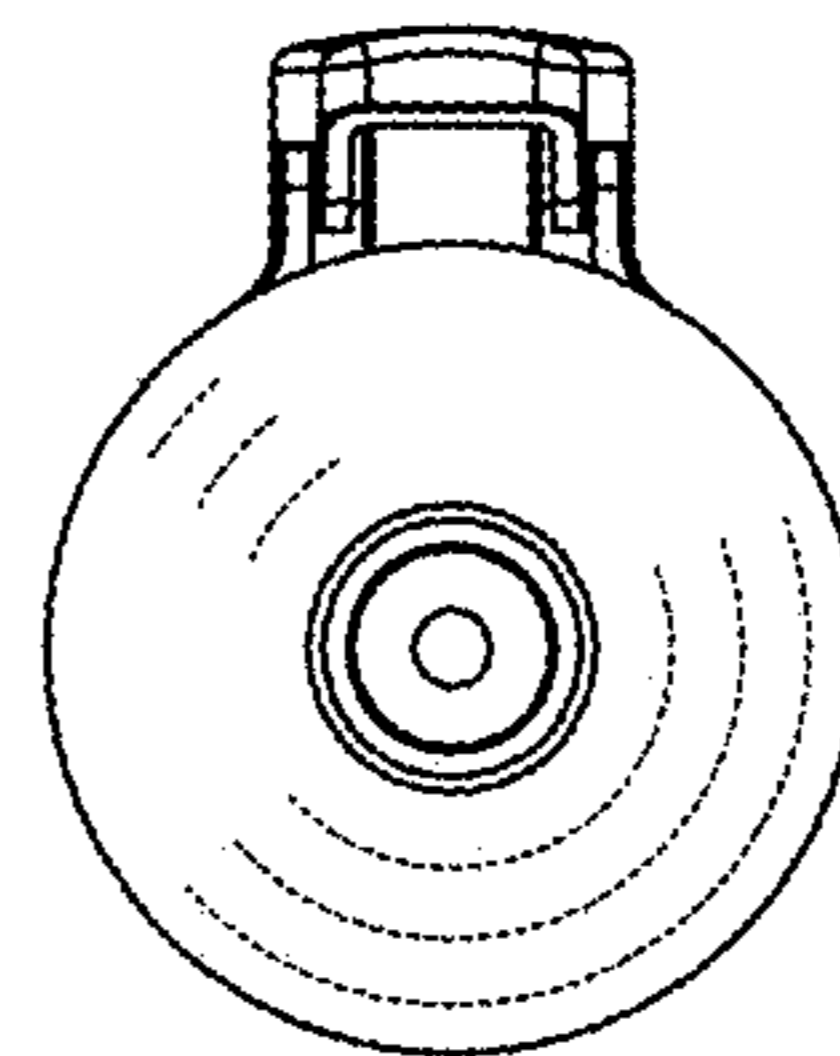
*Fig. 5.*



*Fig. 7.*



*Fig. 6.*



*Fig. 8.*