



US00D912109S

(12) **United States Design Patent** (10) **Patent No.:** **US D912,109 S**
Wakao et al. (45) **Date of Patent:** **** Mar. 2, 2021**

(54) **MACHINING CENTER**

(56) **References Cited**

(71) Applicant: **SUGINO MACHINE LIMITED,**
Uozu (JP)

U.S. PATENT DOCUMENTS

(72) Inventors: **Kosuke Wakao,** Tokyo (JP); **Kei Tsujimoto,** Tokyo (JP); **Yuji Toyooka,** Uozu (JP); **Shogo Hashimoto,** Uozu (JP); **Satoru Hasegawa,** Uozu (JP)

D263,145	S	*	2/1982	Cercone	D15/141
8,034,191	B2	*	10/2011	Leyendecker	B08B 9/0821 134/31
D653,685	S	*	2/2012	Farrow	D15/124
D669,922	S	*	10/2012	Eliason	D15/124
9,630,217	B2	*	4/2017	Mitsue	B25J 21/00
9,931,677	B2	*	4/2018	Mitsue	B08B 3/04
2013/0233359	A1	*	9/2013	Meissner	B08B 3/02 134/134
2016/0023254	A1	*	1/2016	Mitsue	B08B 3/102 269/25

(73) Assignee: **SUGINO MACHINE LIMITED,**
Uozu (JP)

(**) Term: **15 Years**

* cited by examiner

(21) Appl. No.: **29/703,061**

Primary Examiner — Richard E Chilcot

(22) Filed: **Aug. 23, 2019**

(74) *Attorney, Agent, or Firm* — Manabu Kanesaka

Related U.S. Application Data

(62) Division of application No. 35/503,406, filed on Jan. 17, 2017 (U.S. filing date under 35 U.S.C. 384), and having an international filing date of Jan. 17, 2017, now Pat. No. Des. 865,010.

(57) **CLAIM**

The ornamental design for a machining center, as shown and described.

(30) **Foreign Application Priority Data**

Aug. 24, 2016 (JP) 2016-017935
Oct. 17, 2016 (JP) 2016-022489

DESCRIPTION

(51) **LOC (13) Cl.** **15-09**
(52) **U.S. Cl.**

USPC **D15/122**
CPC **B08B 3/02** (2013.01)

(58) **Field of Classification Search**

USPC D15/122-143; 51/124, 268-272, 410,
51/424-438; 421/38-40, 75, 87-99, 451
CPC B08B 3/02; B08B 3/04; B08B 3/024
See application file for complete search history.

- FIG. 1 : Front
- FIG. 2 : Back
- FIG. 3 : Left
- FIG. 4 : Right
- FIG. 5 : Top
- FIG. 6 : Perspective; and,
- FIG. 7 : Perspective.

FIGS. 1 to 7 are views of a machining center showing my new design; in FIGS. 1, 3, 4, 6 and 7, the broken line areas form no part of the claimed designs; the article is a heavy product, so the bottom view is omitted.

FIGS. 1, 3, 4, 6 and 7 the broken line areas form no part of the claimed designs; both of these articles are heavy goods, so the bottom view is omitted.

1 Claim, 7 Drawing Sheets

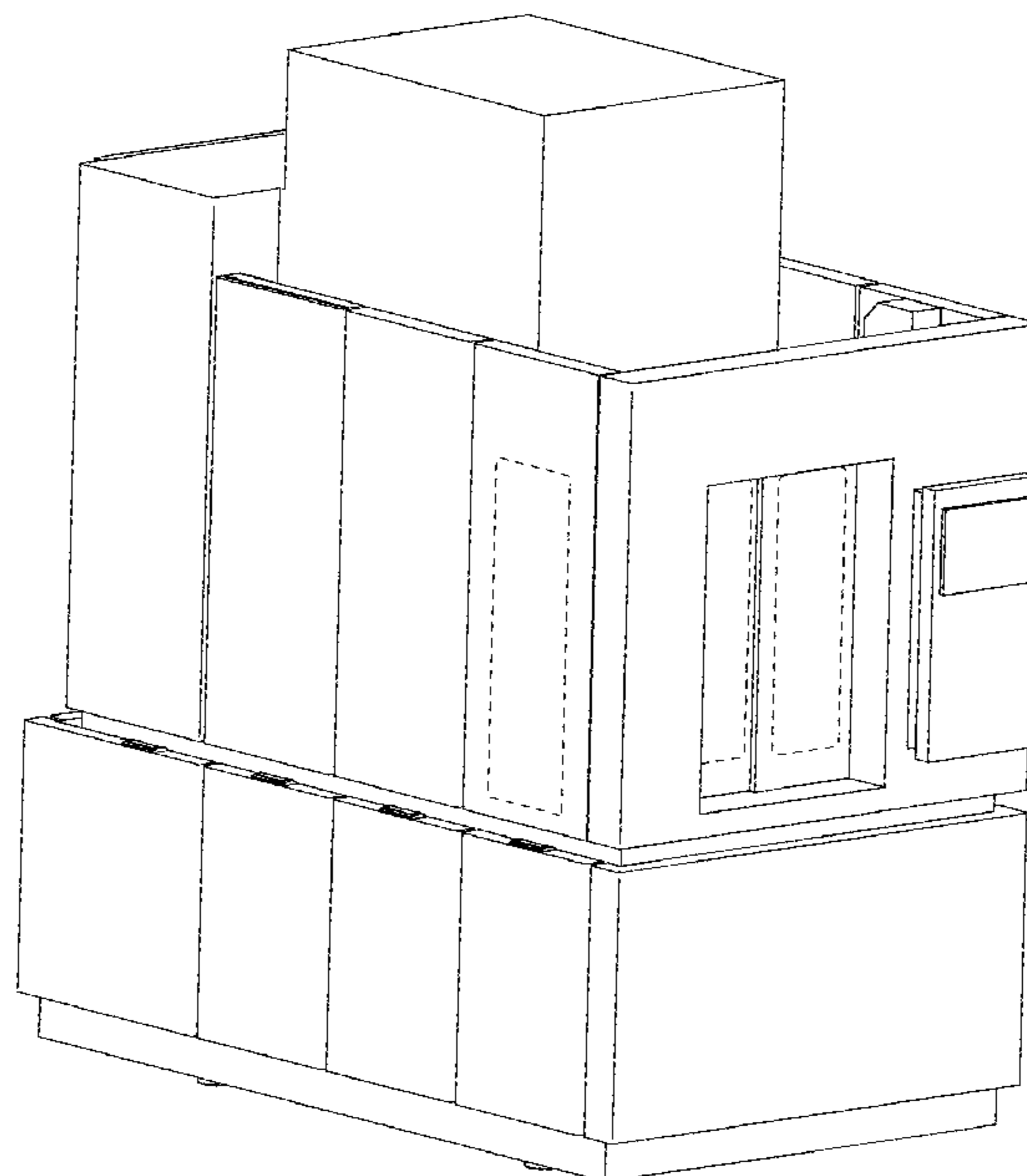


FIG. 1

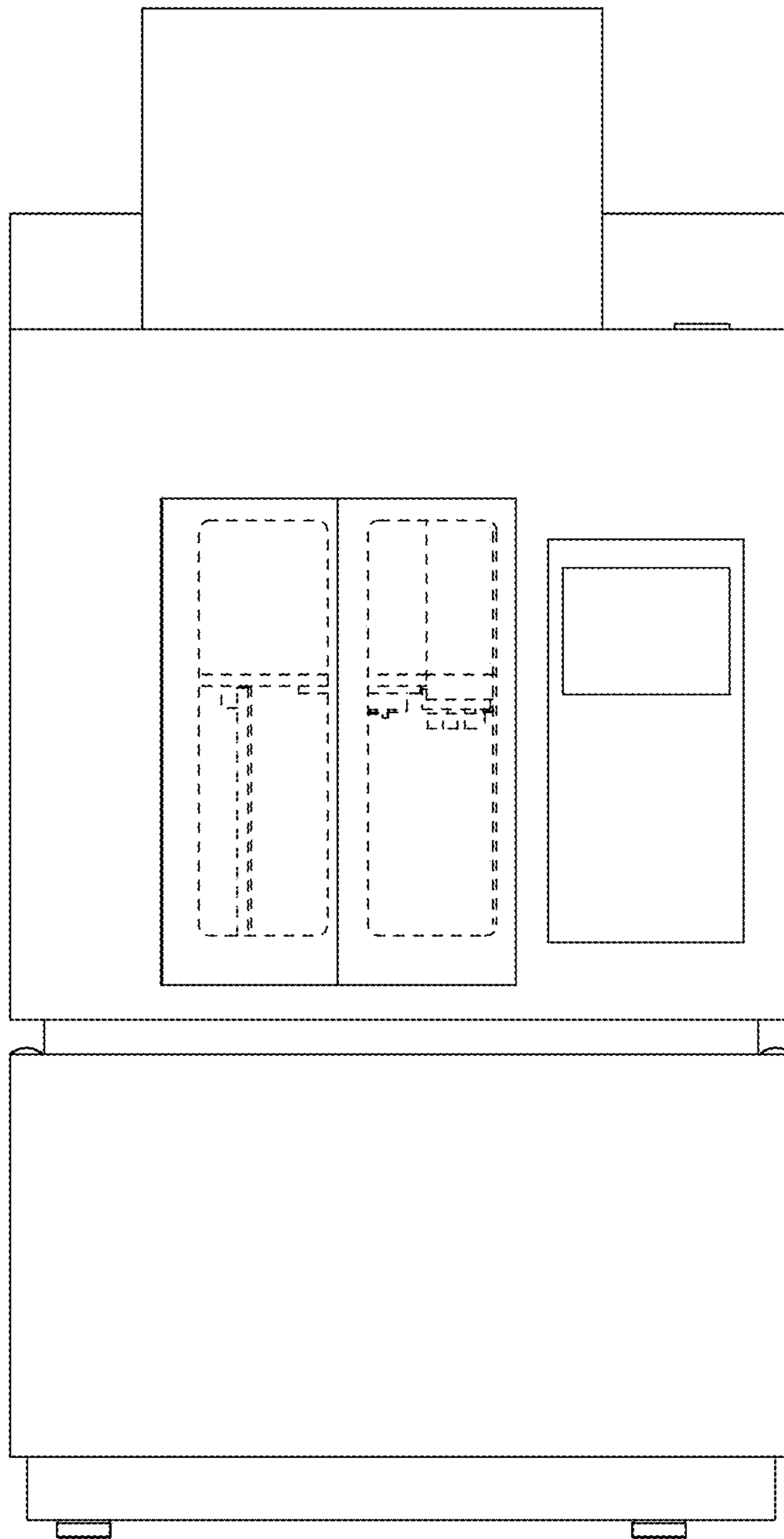


FIG. 2




FIG. 3

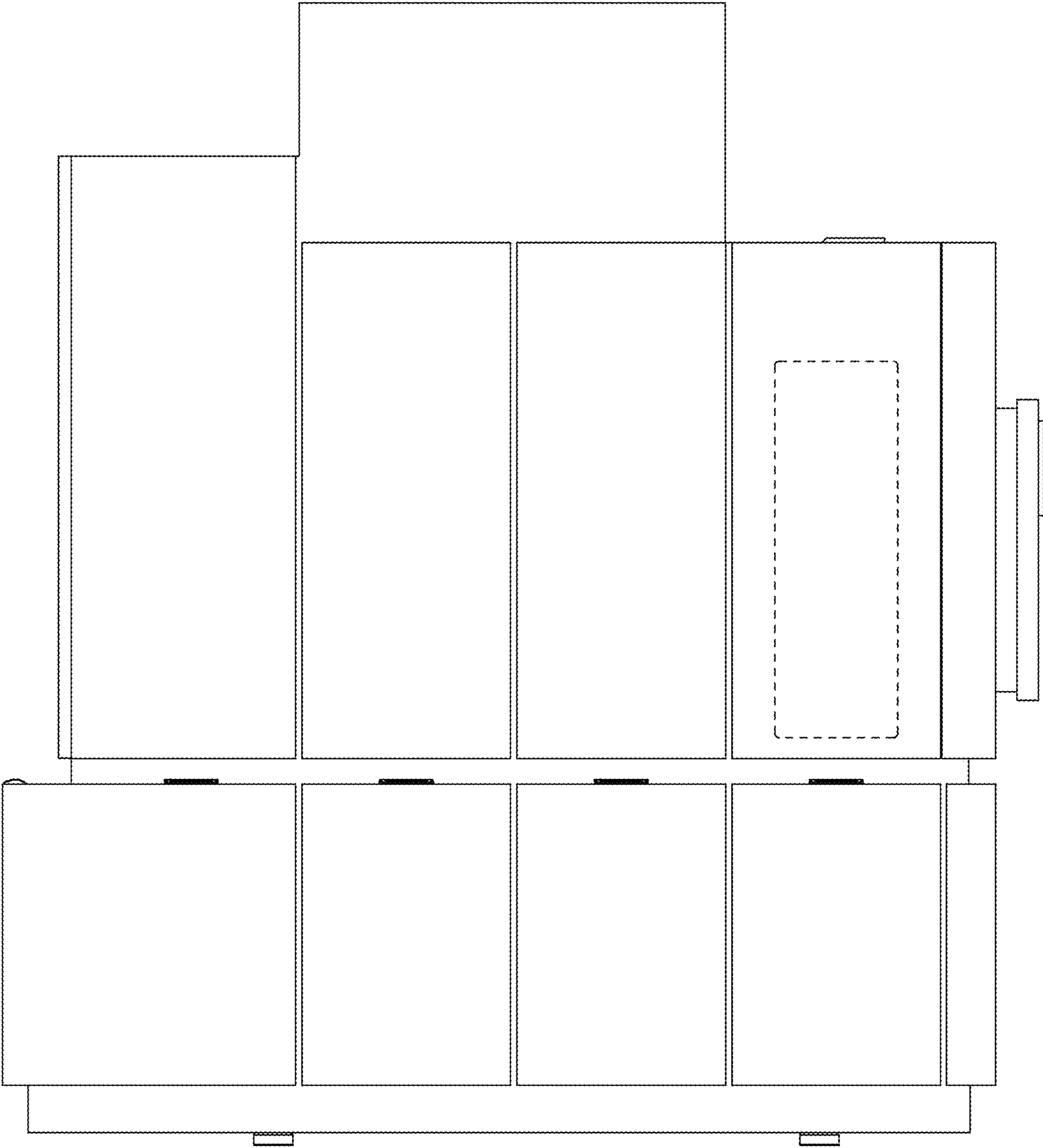


FIG. 4

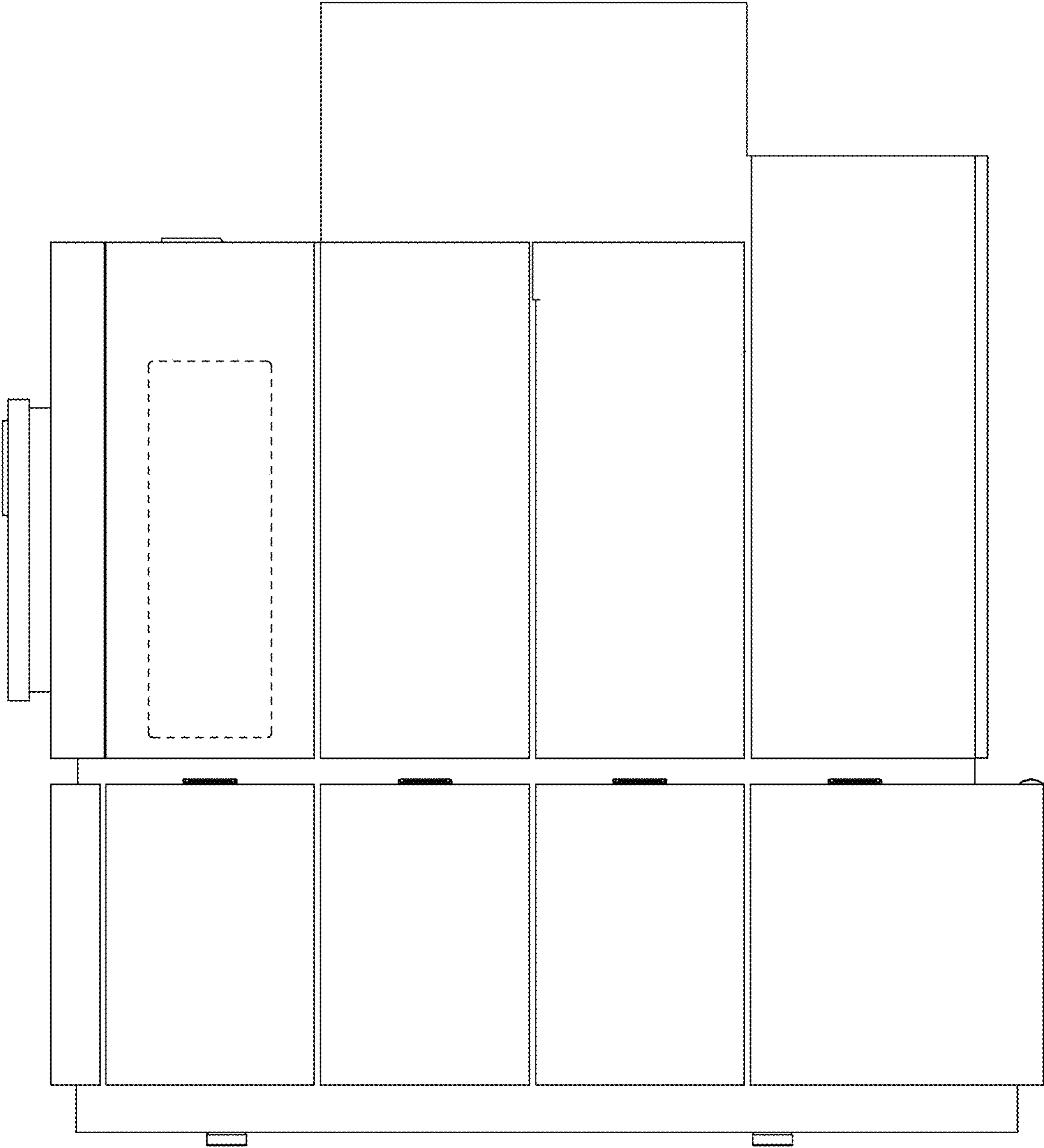


FIG. 5

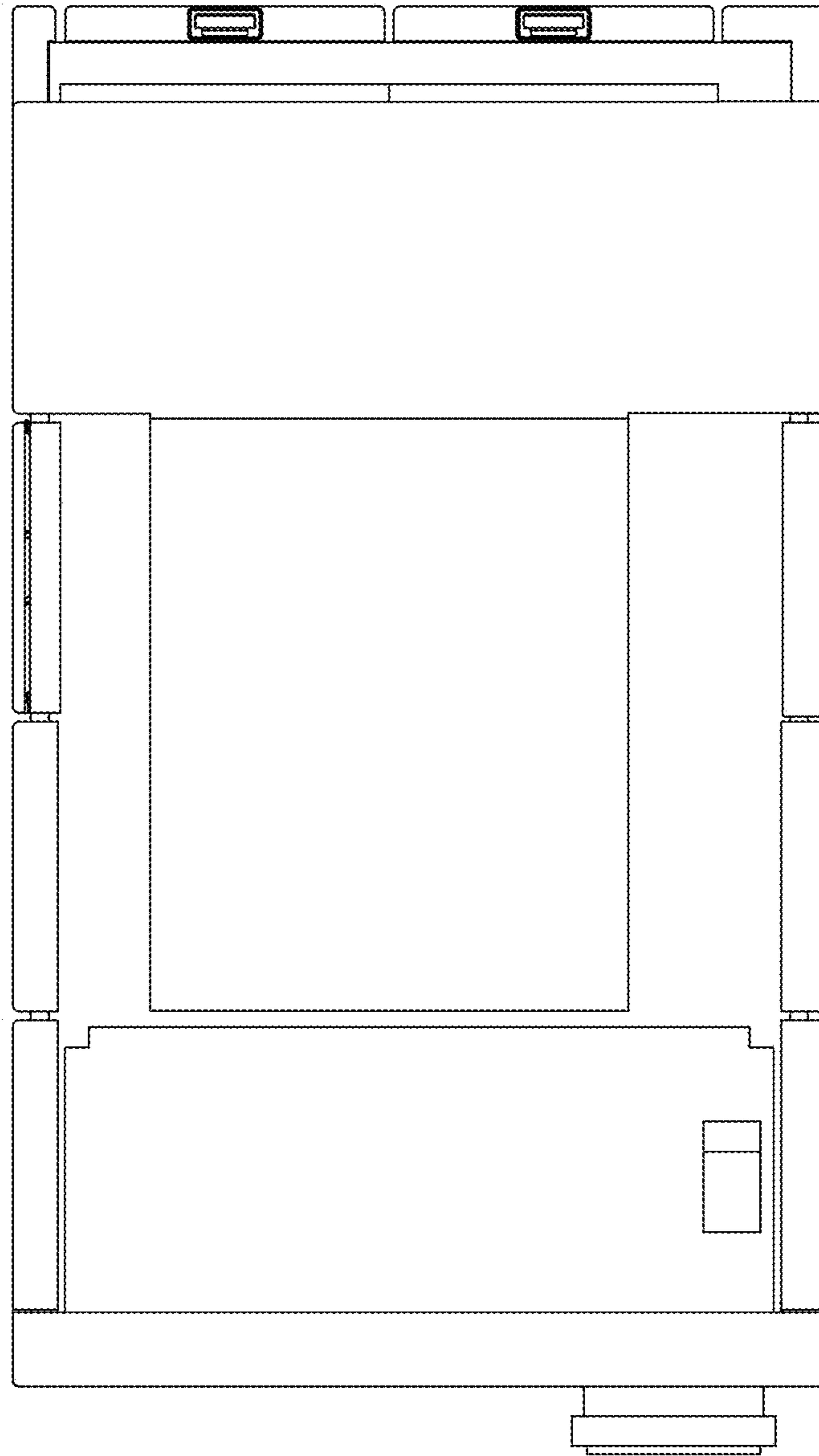


FIG. 6

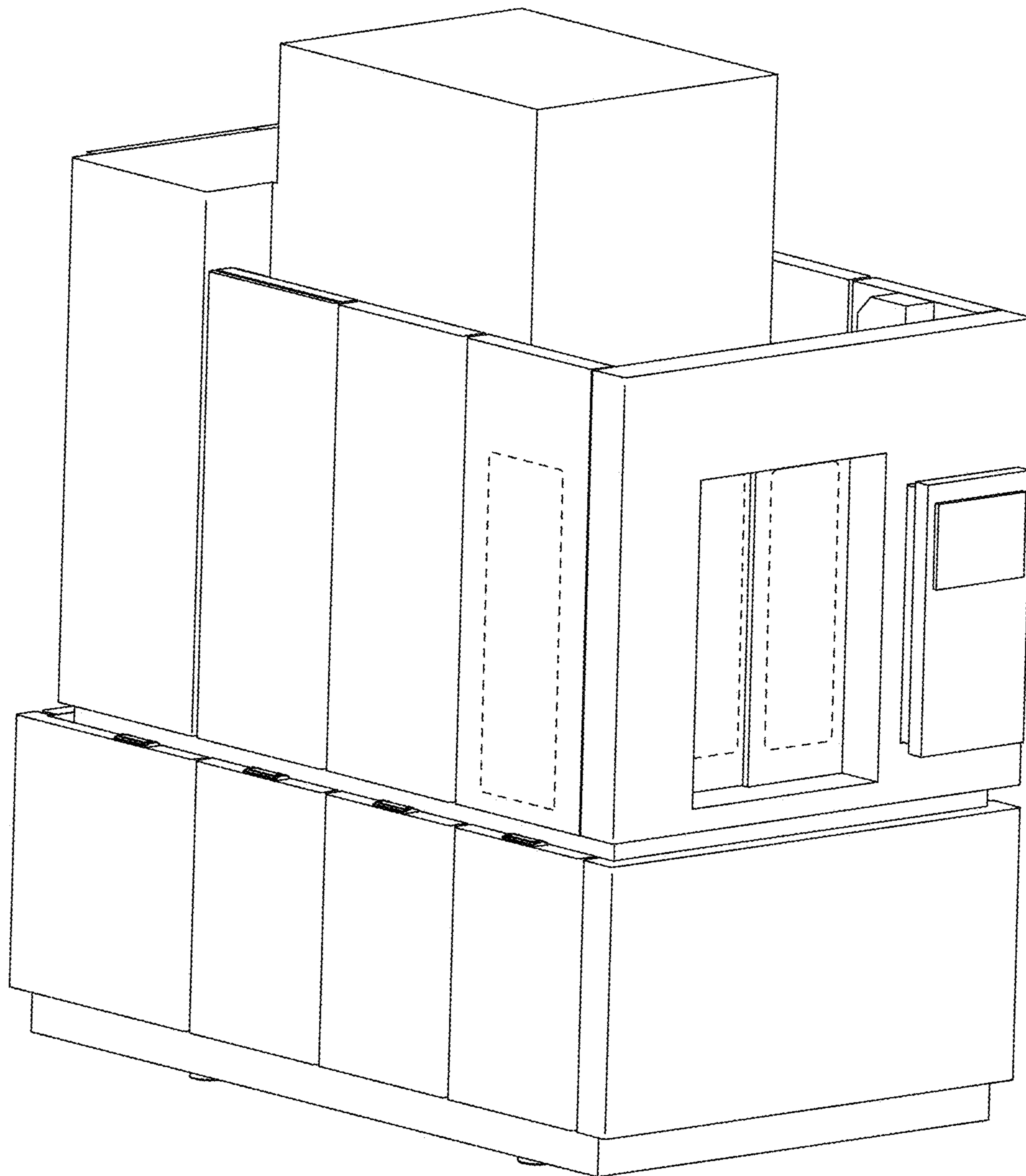


FIG. 7

