



US00D912097S

(12) **United States Design Patent** (10) **Patent No.:** **US D912,097 S**
Morris (45) **Date of Patent:** **** Mar. 2, 2021**

(54) **ICE PACK** 5,971,352 A * 10/1999 Kirks F25C 1/243
249/117
(71) Applicant: **YETI Coolers, LLC**, Austin, TX (US) D480,736 S * 10/2003 Wright D15/90
D560,695 S * 1/2008 Marchionda D15/90
(72) Inventor: **Liza Morris**, Austin, TX (US) D650,398 S * 12/2011 Hannon D15/90
D840,446 S 2/2019 Crisman et al.
D844,428 S 4/2019 Stadelmaier et al.
(73) Assignee: **YETI Coolers, LLC**, Austin, TX (US) D846,604 S * 4/2019 Lopez D15/90
10,254,033 B2 4/2019 Geller
10,378,810 B2 8/2019 Na et al.
(**) Term: **15 Years** 2019/0133816 A1 5/2019 Planchon et al.

(21) Appl. No.: **29/693,525**

(22) Filed: **Jun. 3, 2019**

(51) **LOC (13) Cl.** **15-07**

(52) **U.S. Cl.**
USPC **D15/7**

(58) **Field of Classification Search**
USPC D15/79-91
CPC F25C 2400/10; F25C 5/005; F25C 1/10;
F25C 2305/022; F25C 1/00; F25C 1/18;
F25C 1/20; F25C 1/225; F25C 1/246;
F25C 2600/04; F25C 2700/14; F25C
5/06; F25C 5/182; F25C 1/08; F25C
1/24; F25C 2400/14; F25C 2500/02
See application file for complete search history.

(56) **References Cited**

U.S. PATENT DOCUMENTS

2,049,902 A * 8/1936 Fischer F25C 1/24
249/121
D103,916 S * 3/1937 Scurlock D7/705
2,796,742 A * 6/1957 Platt F25C 1/24
249/129
3,214,128 A * 10/1965 Beck F25C 1/243
249/66.1
D202,838 S * 11/1965 Brand D15/90
D320,994 S * 10/1991 Kafka D15/90
D348,473 S * 7/1994 Griffin, Sr. D15/90
5,397,097 A * 3/1995 Dale F25C 1/243
249/120

FOREIGN PATENT DOCUMENTS

CN 304985246 1/2019
CN 305201327 6/2019
CN 305268839 7/2019
CN 305289588 8/2019
DE 006392569-0001 5/2019

(Continued)

Primary Examiner — Khawaja Anwar

(74) *Attorney, Agent, or Firm* — Banner & Witcoff, Ltd.


(57) **CLAIM**

The ornamental design for an ice pack, as shown and described.

DESCRIPTION

FIG. 1 is a front perspective view of an ice pack showing my new design;
FIG. 2 is a front view thereof;
FIG. 3 is a rear view thereof;
FIG. 4 is a left side view thereof;
FIG. 5 is a right side view thereof;
FIG. 6 is a top view thereof;
FIG. 7 is a bottom view thereof;
FIG. 8 is a front view of the ice pack of FIGS. 1-7 in a folded state; and,
FIG. 9 is a front view of the ice pack of FIGS. 1-7 in an alternate folded state.

1 Claim, 7 Drawing Sheets



(56)

References Cited

FOREIGN PATENT DOCUMENTS

GB	6050886	12/2018
GB	6057639	3/2019
IL	006406336-0001	6/2019
IL	006406336-0002	6/2019
JP	D2015-500826	4/2019
JP	D2015-500829	4/2019
KR	301002881.0000	4/2019
NO	086180-0006-0006	2/2019
NO	086247-0001-0001	5/2019
NO	086247-0002-0002	5/2019
WO	086247-0004-0004	5/2019
WO	086247-0006-0006	5/2019
WO	D200766-001	6/2019
WO	D200766-002	6/2019

* cited by examiner

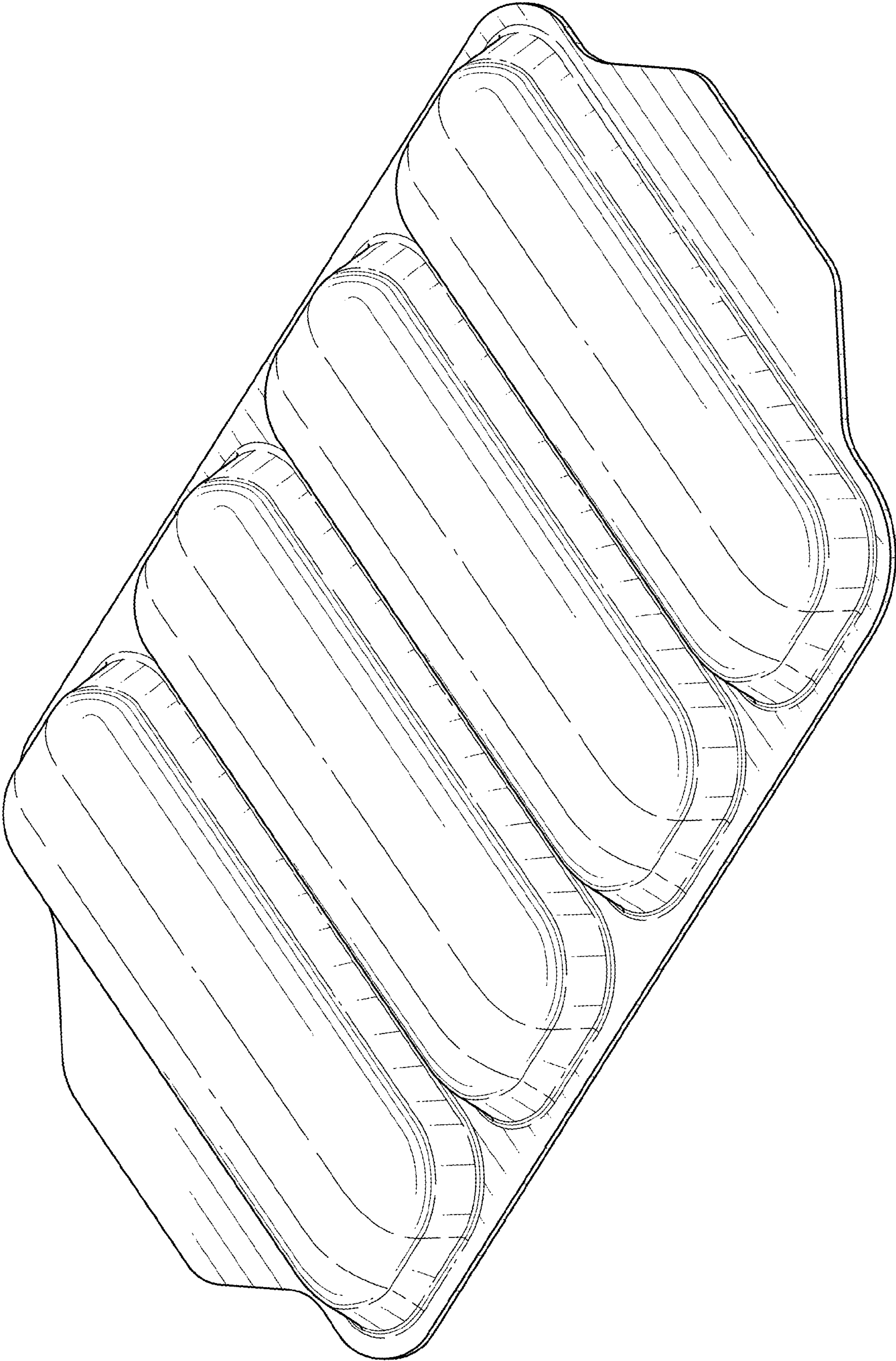


FIG. 1

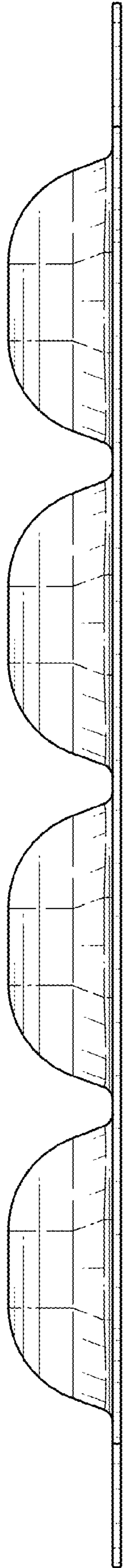


FIG. 2

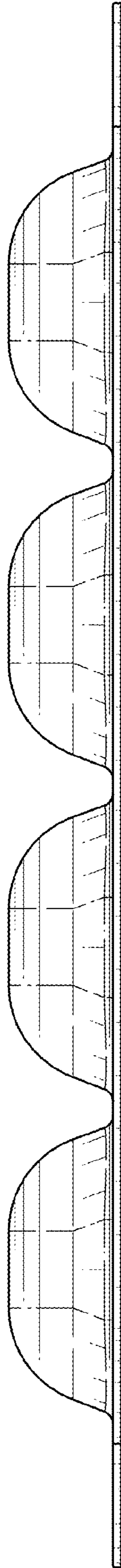


FIG. 3

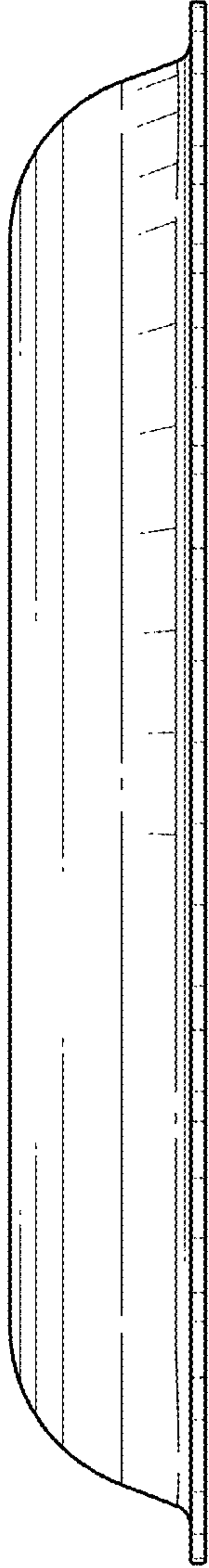


FIG. 4

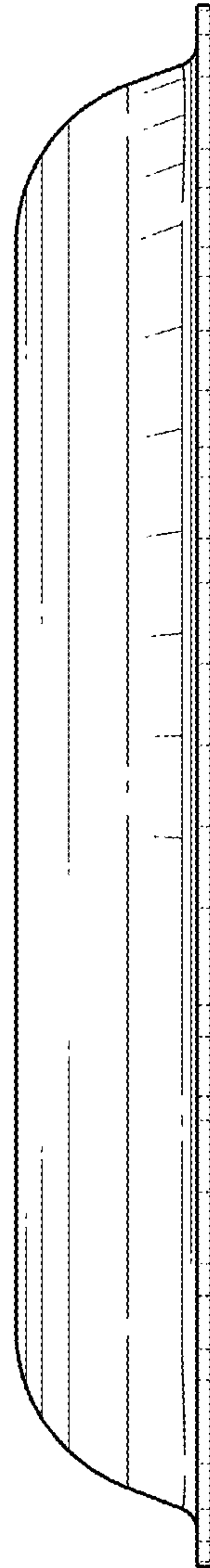


FIG. 5

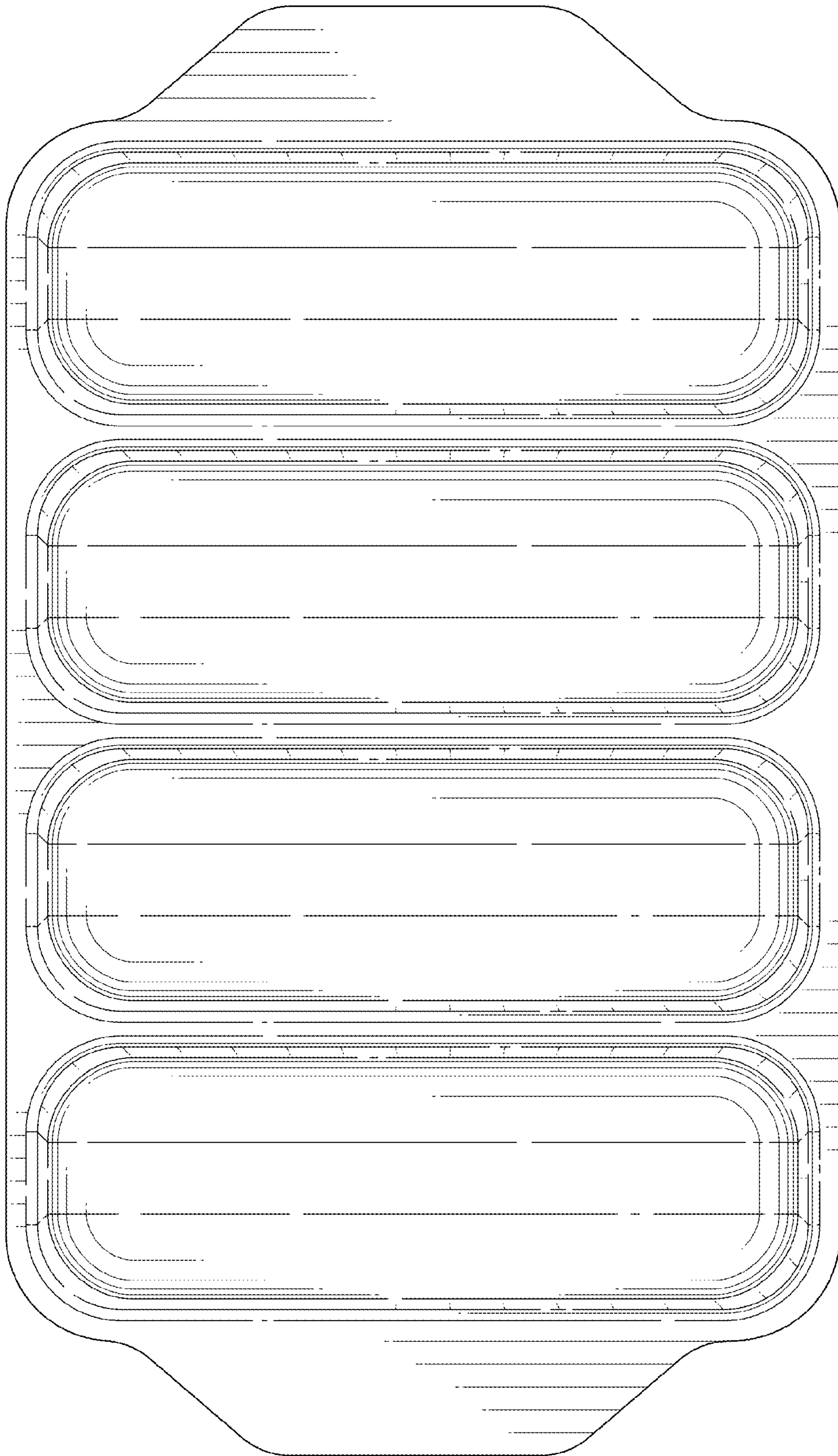


FIG. 6




FIG. 7

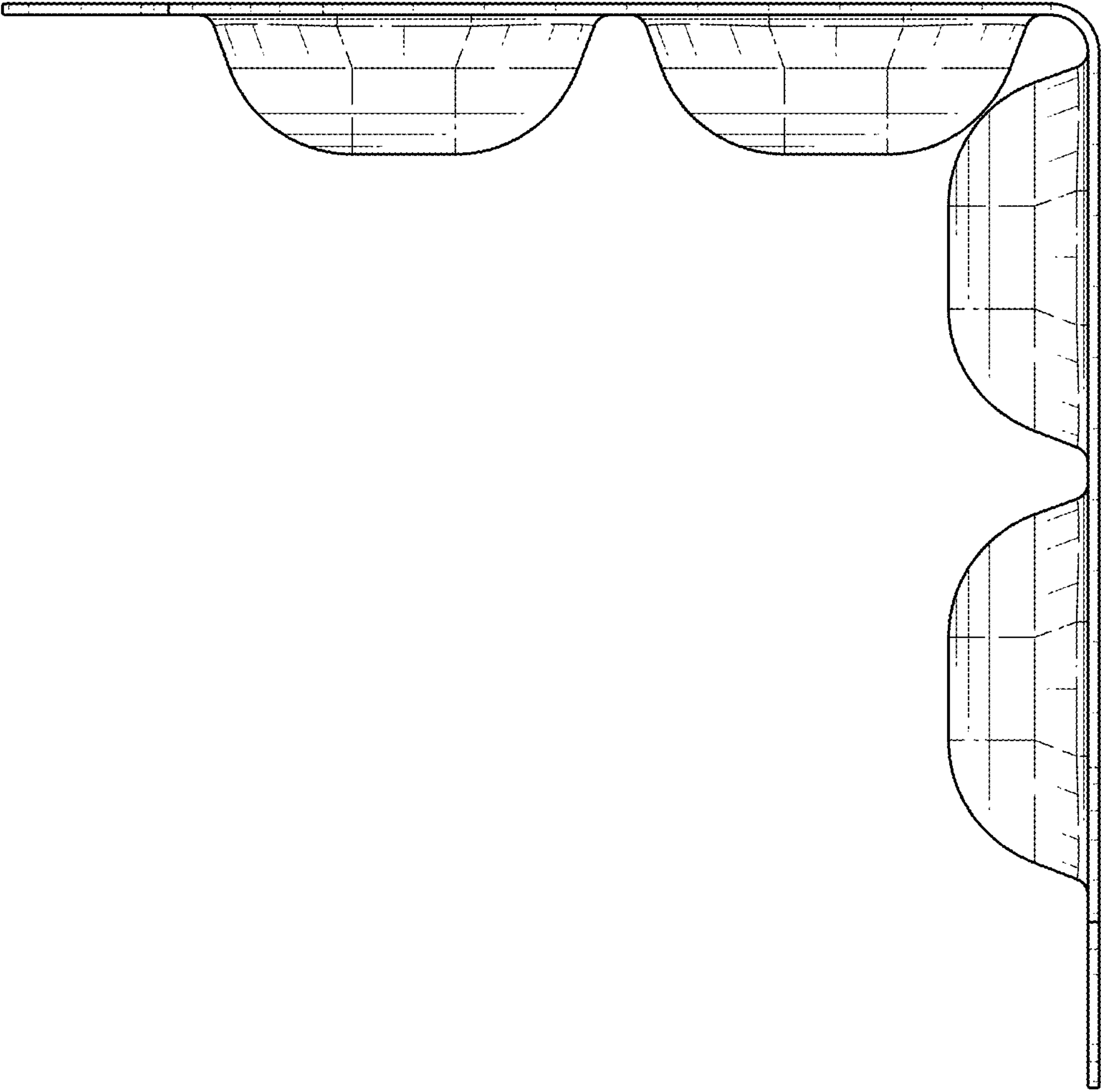


FIG. 8

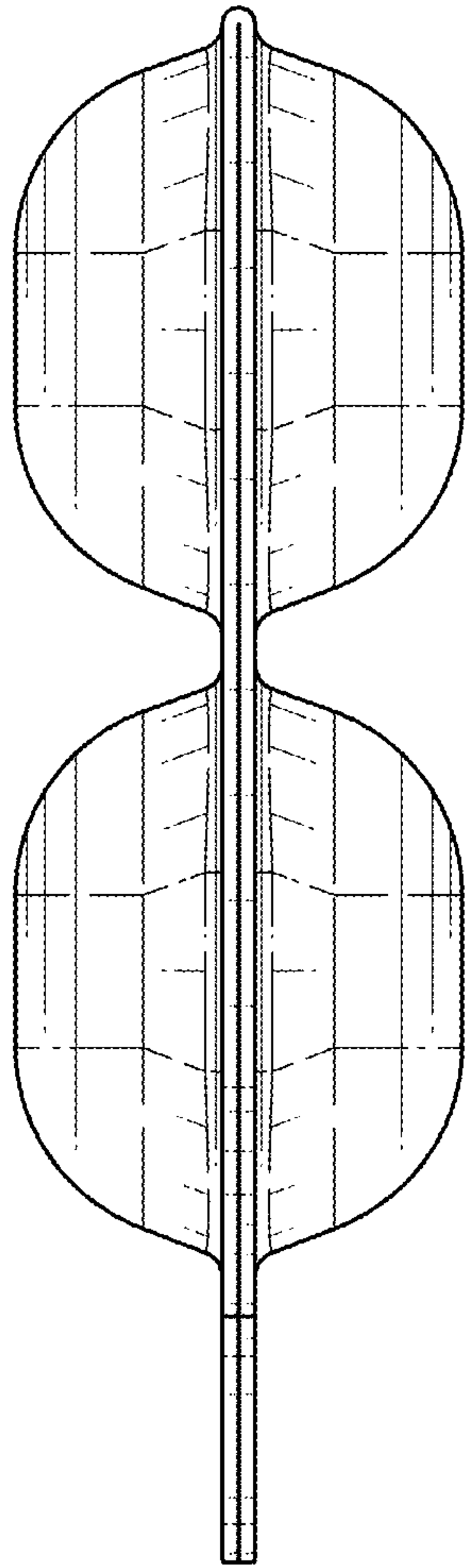


FIG. 9