



US00D912086S

(12) **United States Design Patent**
Hardy et al.

(10) **Patent No.:** **US D912,086 S**
(45) **Date of Patent:** **** Mar. 2, 2021**

(54) **DISPLAY SCREEN OR PORTION THEREOF WITH AN ANIMATED GRAPHICAL USER INTERFACE**

(71) Applicant: **Canva Pty Ltd.,** Surry Hills (AU)

(72) Inventors: **Matthew Hardy,** Surry Hills (AU);
Cameron Adams, Surry Hills (AU);
Melanie Perkins, Surry Hills (AU)

(73) Assignee: **CANVA PTY LTD.**

(**) Term: **15 Years**

(21) Appl. No.: **29/722,643**

(22) Filed: **Jan. 31, 2020**

Related U.S. Application Data

(62) Division of application No. 29/647,427, filed on May 12, 2018, now Pat. No. Des. 875,775.

(51) **LOC (13) Cl.** **14-04**

(52) **U.S. Cl.**
USPC **D14/488**

(58) **Field of Classification Search**
USPC D14/485-95
CPC .. G06F 3/0481; G06F 3/0482; G06F 3/04812;
G06F 3/04817; G06F 3/0484; G06F
3/0485; G06F 3/048; G06F 3/0487; G06F
3/0488; G06F 3/04883; G06F 3/04886;
G06F 3/0489; G06F 3/0486; G06F
3/04842; G06F 3/04845; G06F 3/04847
See application file for complete search history.

(56) **References Cited**

U.S. PATENT DOCUMENTS

D582,924 S 12/2008 Blankenship et al.
7,956,847 B2 6/2011 Christie
8,009,179 B2 8/2011 Araki

D691,160 S 10/2013 Schupp et al.
D735,748 S 8/2015 Francisco et al.
D737,841 S 9/2015 Francisco et al.
D744,519 S 12/2015 Tursi et al.
D745,016 S 12/2015 Lee et al.
D752,078 S 3/2016 Guesnon, Jr.
D766,957 S 9/2016 Giardini
D773,519 S 12/2016 Hurley et al.
D791,153 S 7/2017 Rice et al.
D791,164 S 7/2017 Rice et al.
D801,355 S 10/2017 Hoang et al.
D804,512 S 12/2017 Zhong et al.

(Continued)

Primary Examiner — Melanie H Tung

(74) *Attorney, Agent, or Firm* — Growip Law Group LLC

(57) **CLAIM**

The ornamental design for a display screen or portion thereof with an animated graphical user interface, as shown and described.

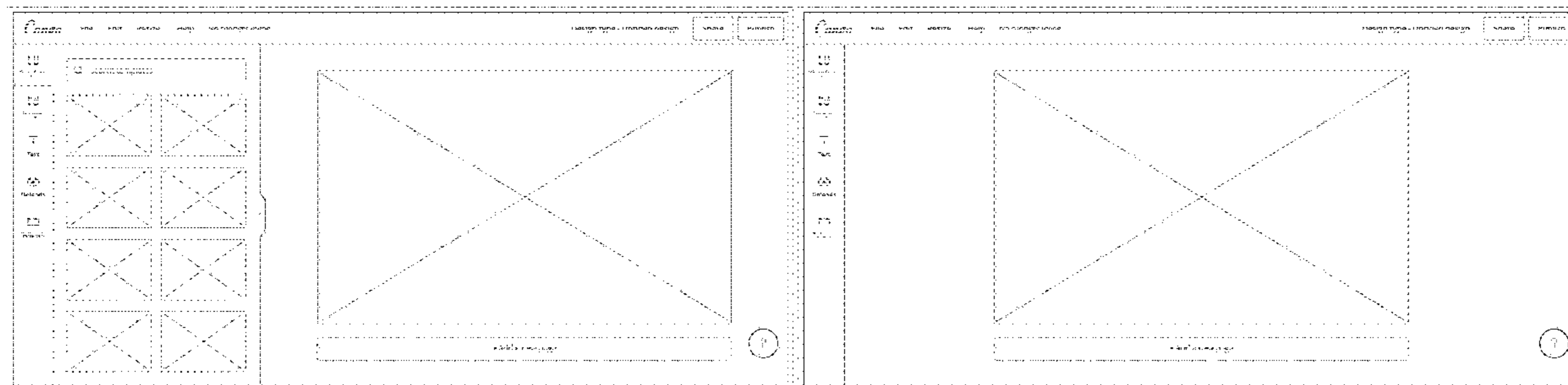
DESCRIPTION

FIG. 1 is a front view of a display screen or portion thereof with a first image in a sequence for an animated graphical user interface;

FIG. 2 is a front view of a display screen or portion thereof with a second image in a sequence for an animated graphical user interface; and,

FIG. 3 is a front view of an alternative second image thereof. The outermost broken lines illustrate a display screen or portion thereof and form no part of the claimed design. The remaining broken lines, illustrating portions of the animated graphical user interface, form no part of the claimed design. The first embodiment is shown in FIGS. 1 and 2. The second embodiment is shown in FIGS. 1 and 3. The appearance of the image transitions sequentially between the images shown in FIGS. 1 and 2 and FIGS. 1 and 3, respectively. The process or period in which one image transitions to another forms no part of the claimed design.

1 Claim, 3 Drawing Sheets



(56)

References Cited

U.S. PATENT DOCUMENTS

9,910,557	B2	3/2018	Smith	
D816,091	S	4/2018	Gaur et al.	
D816,687	S	5/2018	Spitzer-Cohn et al.	
D818,477	S *	5/2018	Hoffman	D14/486
D824,413	S	7/2018	Hurst et al.	
D824,937	S	8/2018	Sparandara et al.	
D824,942	S	8/2018	Cooperman et al.	
D825,589	S	8/2018	Sparandara et al.	
D828,374	S	9/2018	Kolbenheyer	
D829,234	S	9/2018	Yuguchi et al.	
D863,335	S	10/2019	Hardy et al.	
D875,775	S *	2/2020	Hardy	D14/488
D875,776	S *	2/2020	Hardy	D14/488
D877,177	S *	3/2020	Hardy	D14/486
D888,735	S	6/2020	Anderson et al.	
D891,456	S	7/2020	Heffernan et al.	
2008/0005692	A1	1/2008	Hoblit	
2008/0168361	A1	7/2008	Forstall et al.	
2014/0157204	A1	6/2014	Roberts et al.	
2016/0011725	A1	1/2016	D'Argenio et al.	
2017/0148200	A1	5/2017	Shoulson et al.	
2018/0067631	A1	3/2018	Thiercelin et al.	

* cited by examiner

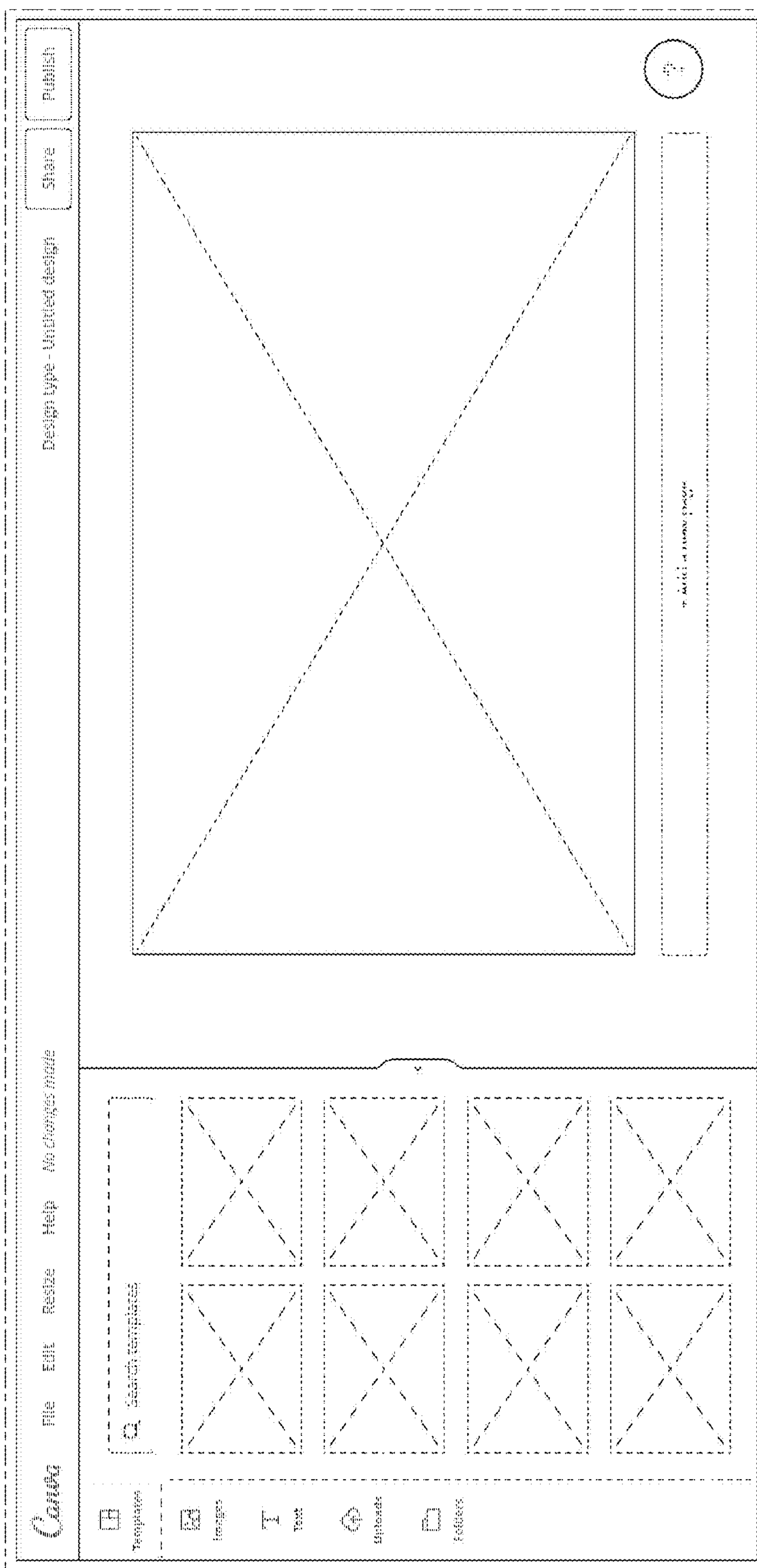


FIG. 1

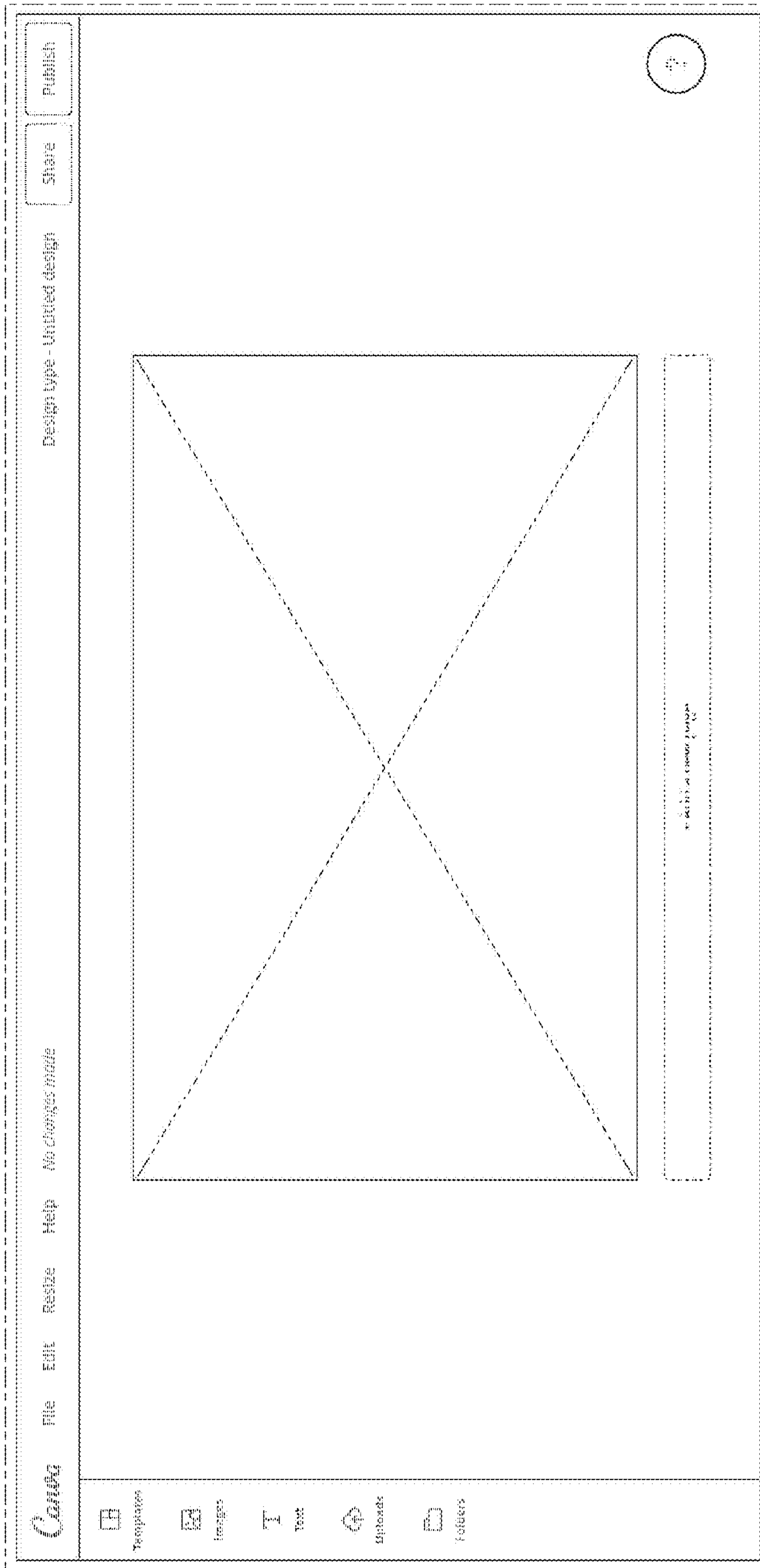


FIG. 2

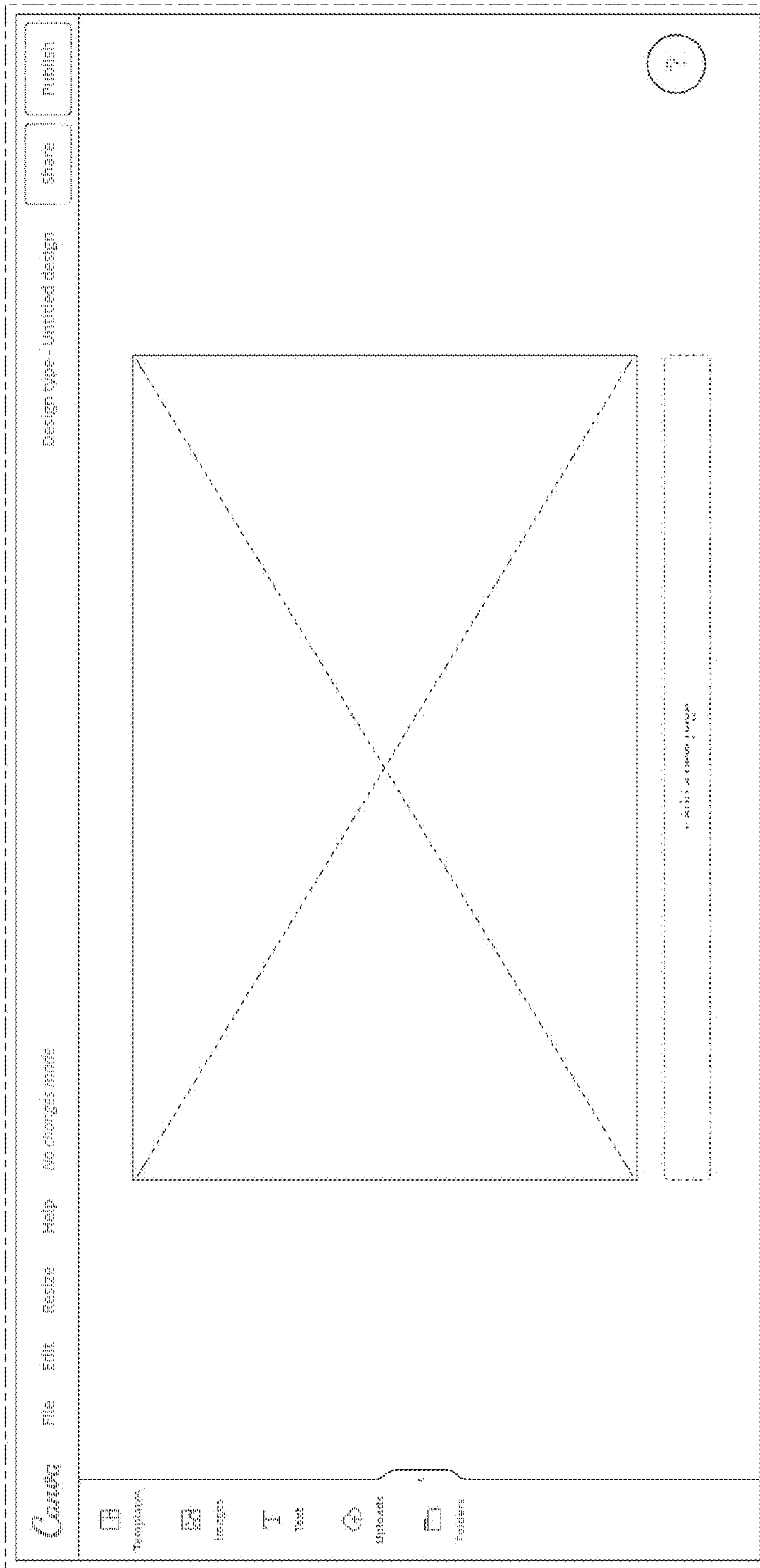


FIG. 3