



US00D912063S

(12) **United States Design Patent**
Yan

(10) **Patent No.:** **US D912,063 S**
(45) **Date of Patent:** **** Mar. 2, 2021**

- (54) **TABLET KEYBOARD CASE**
- (71) Applicant: **Hongzhen Yan**, Guangdong (CN)
- (72) Inventor: **Hongzhen Yan**, Guangdong (CN)
- (**) Term: **15 Years**
- (21) Appl. No.: **29/744,019**
- (22) Filed: **Jul. 27, 2020**
- (51) **LOC (13) Cl.** **14-02**
- (52) **U.S. Cl.**
USPC **D14/440; D14/316**
- (58) **Field of Classification Search**
USPC D14/440, 447, 250, 316; 206/45.23, 320,
206/45.2; 361/679.55; 294/25; 224/218
CPC ... G06F 1/1628; G06F 1/1626; A47B 23/044;
H04B 1/3888
See application file for complete search history.

- D753,648 S * 4/2016 Shyu D14/315
- D772,880 S * 11/2016 Corcoran D14/440
- 9,489,054 B1 * 11/2016 Sumsion G06F 1/1681
- D868,071 S * 11/2019 Liu D14/440
- D872,093 S * 1/2020 Xu D14/440
- D892,128 S * 8/2020 Chen D14/440
- D892,803 S * 8/2020 Armstrong D14/440
- D898,747 S * 10/2020 Deng D14/440
- D906,340 S * 12/2020 Akana D14/440
- 2001/0009500 A1 * 7/2001 Selker G06F 3/0395
361/679.55
- 2009/0017883 A1 * 1/2009 Lin H04M 1/026
455/575.8
- 2010/0294909 A1 * 11/2010 Hauser B42D 9/00
248/456
- 2012/0140396 A1 * 6/2012 Zelif G06F 1/1632
361/679.09
- 2012/0194448 A1 * 8/2012 Rothkopf B60R 11/0252
345/173
- 2014/0139989 A1 * 5/2014 Mori G06F 1/1626
361/679.09

(Continued)

Primary Examiner — Cynthia R Underwood

(74) *Attorney, Agent, or Firm* — Zanip

(56) **References Cited**

U.S. PATENT DOCUMENTS

- 4,259,568 A * 3/1981 Dynesen G06F 15/0216
206/305
- 5,375,076 A * 12/1994 Goodrich G06F 1/1626
361/679.17
- 5,383,138 A * 1/1995 Motoyama E05C 1/16
361/679.27
- 7,042,712 B2 * 5/2006 Ghosh G06F 1/1605
206/320
- 7,318,521 B2 * 1/2008 Lau A45C 11/00
206/320
- 7,502,225 B2 * 3/2009 Solomon G06F 1/1632
361/679.41
- D620,001 S * 7/2010 Reed D14/315
- 8,139,357 B2 * 3/2012 Trang G06F 1/203
361/679.59
- D659,139 S * 5/2012 Gengler D14/392
- D675,625 S * 2/2013 Hasbrook
- 9,227,763 B2 * 1/2016 Gengler G06F 1/16

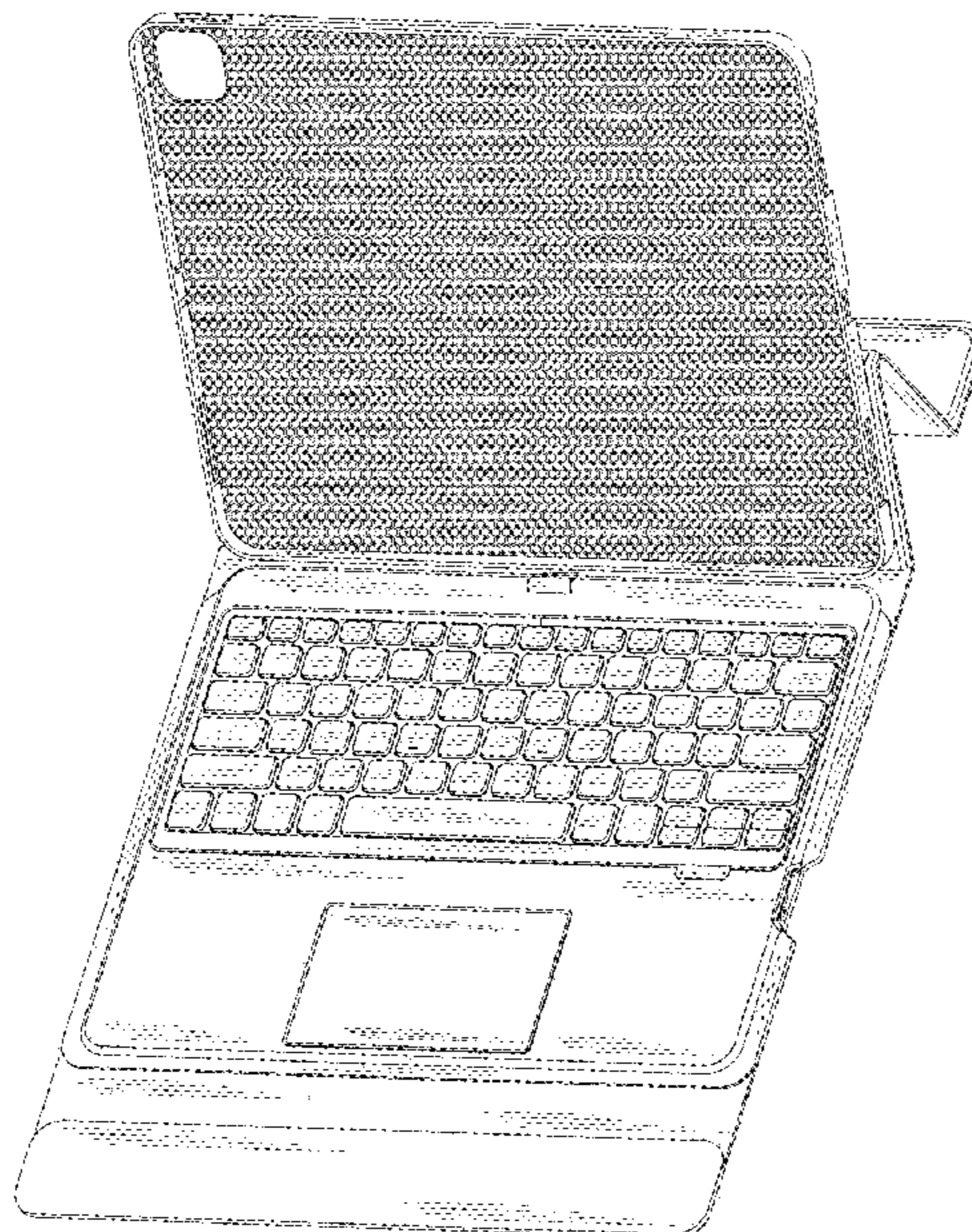
(57) **CLAIM**

The ornamental design for a tablet keyboard case, as shown and described.

DESCRIPTION

FIG. 1 is a front and top perspective view of a tablet keyboard case, showing my new design;
FIG. 2 is a rear and bottom perspective view thereof;
FIG. 3 is a front elevational view thereof;
FIG. 4 is a rear elevational view thereof;
FIG. 5 is a left side elevational view thereof;
FIG. 6 is a right side elevational view thereof;
FIG. 7 is a top plan view thereof; and,
FIG. 8 is a bottom plan view thereof.

1 Claim, 8 Drawing Sheets



(56)

References Cited

U.S. PATENT DOCUMENTS

2015/0280768 A1* 10/2015 Huang H04M 1/7253
455/575.8
2015/0296060 A1* 10/2015 Gu G06F 1/162
455/575.4
2016/0349794 A1* 12/2016 Yeh G06F 3/0426

* cited by examiner

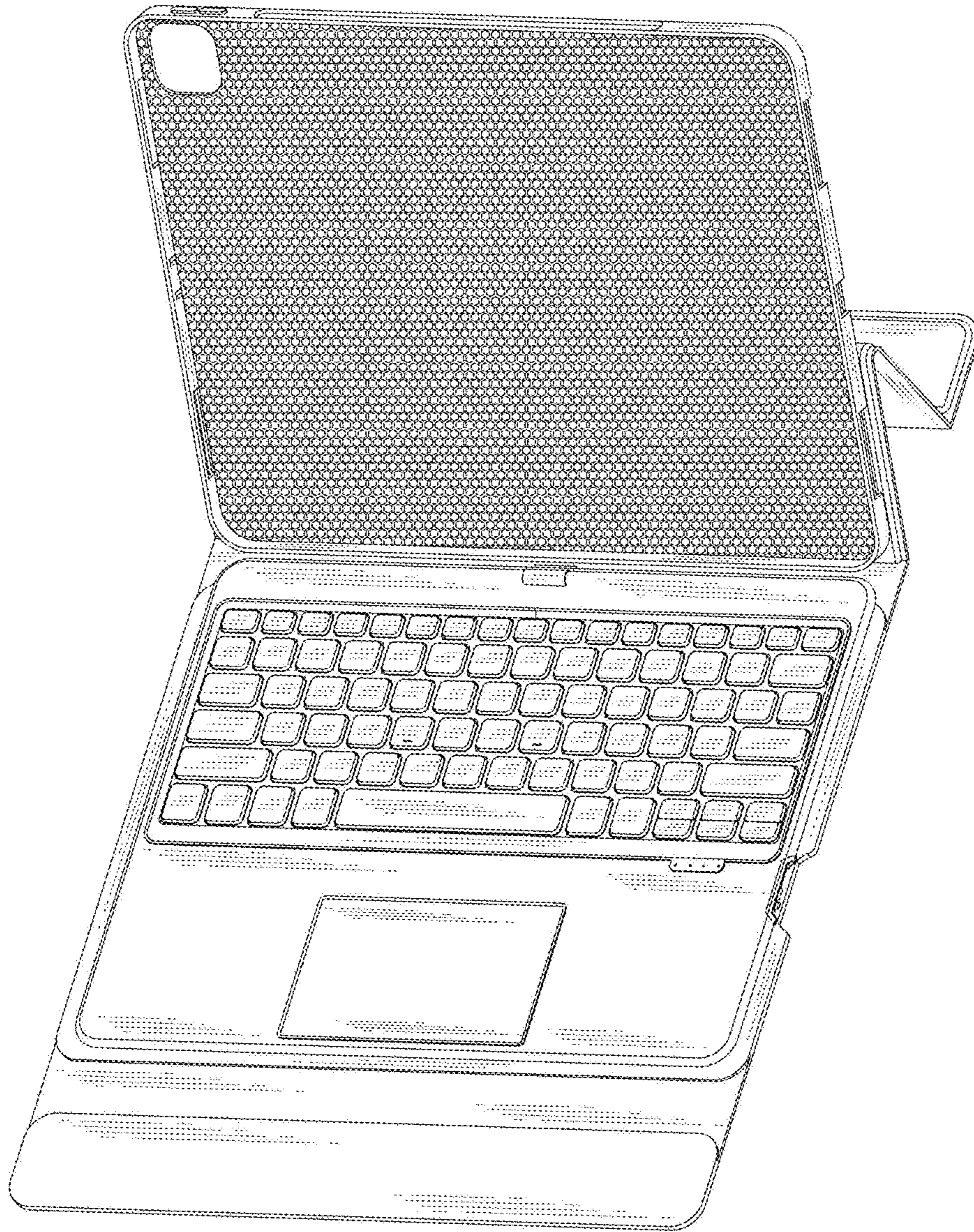


FIG. 1

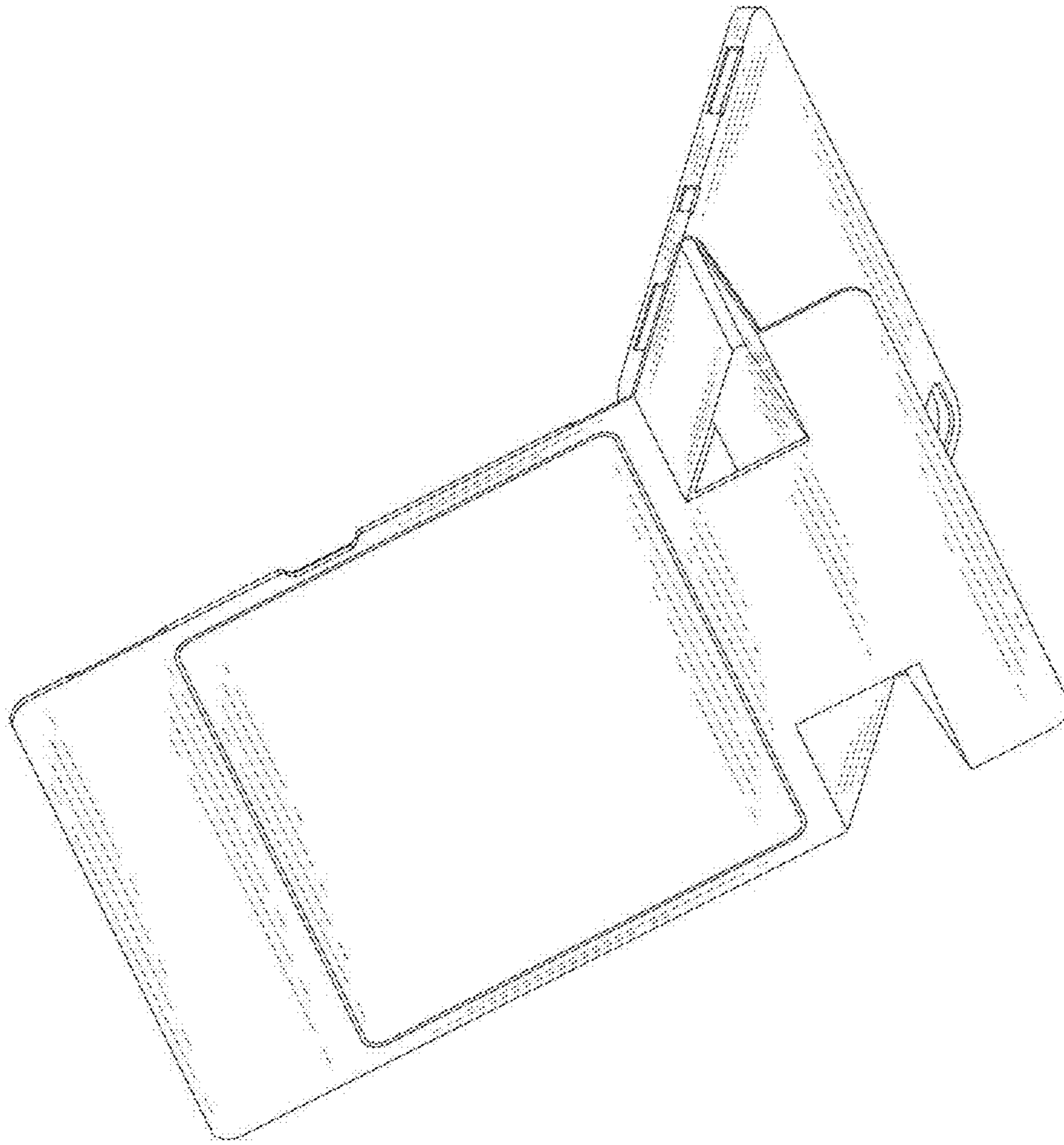


FIG. 2




FIG. 3




FIG. 4




FIG. 5

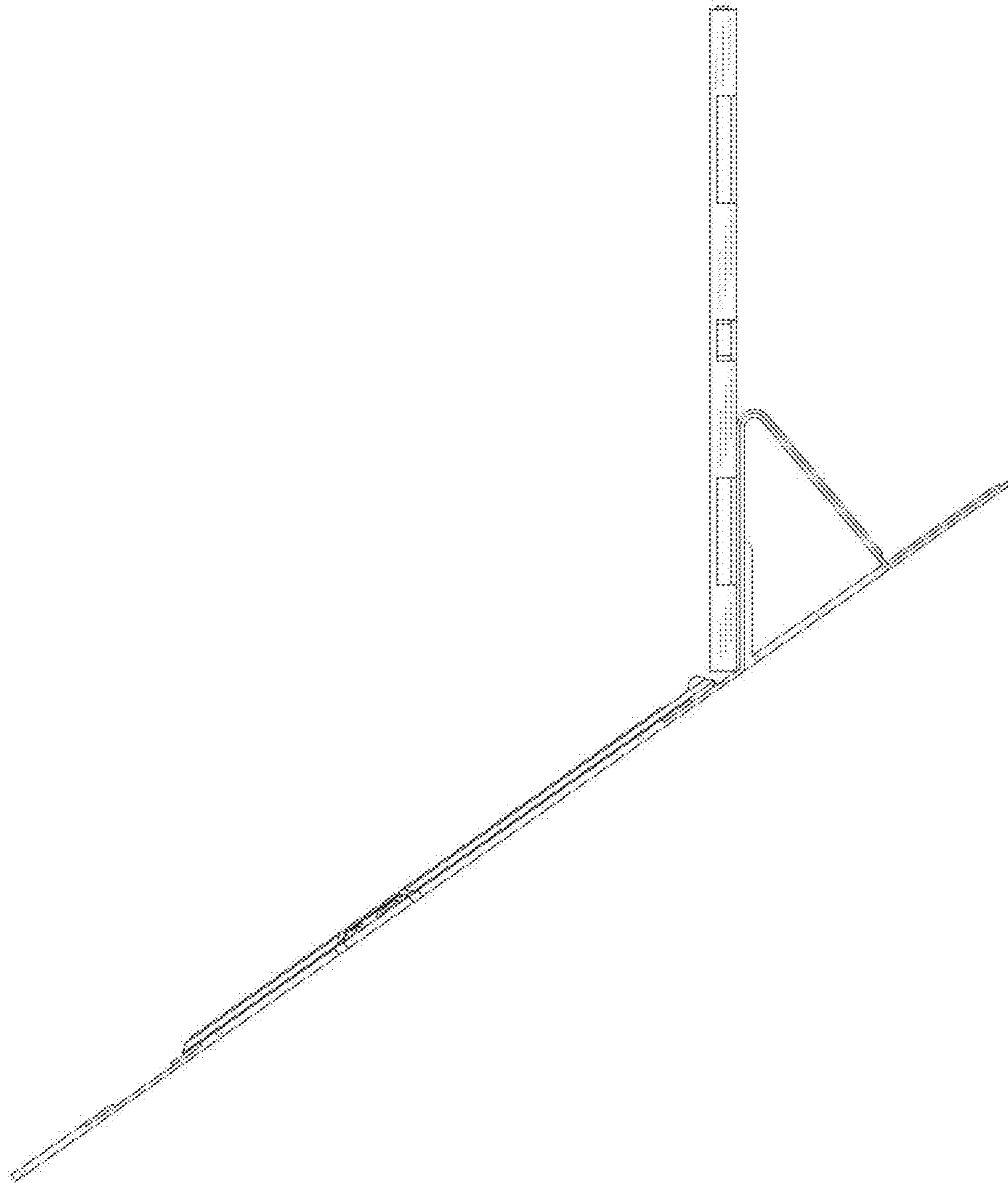


FIG. 6



FIG. 7




FIG. 8