



US00D912050S

(12) **United States Design Patent**  
**Pang et al.**

(10) **Patent No.:** **US D912,050 S**

(45) **Date of Patent:** **\*\* Mar. 2, 2021**

(54) **KEYBOARD**

(71) Applicant: **Shenzhen Riitek Technology Co., LTD.**, Guangdong (CN)

(72) Inventors: **Xianyong Pang**, Shenzhen (CN);  
**Junkui Chen**, Shenzhen (CN)

(73) Assignee: **Shenzhen Riitek Technology Co., Ltd.**, Guangdong (CN)

(\*\*) Term: **15 Years**

(21) Appl. No.: **29/640,012**

(22) Filed: **Mar. 11, 2018**

(51) **LOC (13) Cl.** ..... **14-02**

(52) **U.S. Cl.**  
USPC ..... **D14/391**

(58) **Field of Classification Search**  
USPC ..... D14/315-327, 391-399, 455-457, 247,  
D14/346, 203.4, 203.6, 345, 477, 507,  
D14/509; D18/1-2, 4.1-4.6, 7, 11;  
235/145 A, 145 R; 341/22-23; 345/104,  
345/156, 168-169, 173; 361/679.08,  
361/679.09, 679.11, 679.26, 679.27;  
708/142, 146  
CPC ..... B41J 5/00; B41J 5/10; B41J 5/12; F16M  
11/10; G06F 3/0219; G06F 3/02  
See application file for complete search history.

(56) **References Cited**

**U.S. PATENT DOCUMENTS**

D396,711 S *	8/1998	Chao	.....	D14/392
D464,346 S *	10/2002	Tischer	.....	D14/345
D467,916 S *	12/2002	Tischer	.....	D14/345
D467,917 S *	12/2002	Tischer	.....	D14/345
D473,862 S *	4/2003	Tsukuda	.....	D14/345
D501,477 S *	2/2005	Hall	.....	D14/396
7,203,533 B1 *	4/2007	Tischer	.....	G06F 1/1626 343/787
D550,669 S *	9/2007	D'Hoore	.....	D14/391
D580,936 S *	11/2008	Meyer	.....	D14/391

D585,931 S *	2/2009	Palmer	.....	D14/401
7,489,301 B2 *	2/2009	Chen	.....	G06F 1/1616 341/22
D595,338 S *	6/2009	Palmer	.....	D18/7
D601,182 S *	9/2009	Mita	.....	D14/392
D601,619 S *	10/2009	Hattori	.....	D14/392
D620,909 S *	8/2010	Lee	.....	D14/138 AD

(Continued)

**FOREIGN PATENT DOCUMENTS**

CN	304353937	*	11/2017
CN	304737199	*	7/2018

**OTHER PUBLICATIONS**

NPL #1: Mini Wireless Keyboard, Riitek, riitek.com, author not listed, published on Apr. 5, 2019 per wayback machine © 2015 Riitek, online, site visited Oct. 25, 2019. Available at URL: <http://www.riitek.com/product/i4.html> (Year: 2019).\*

*Primary Examiner* — Marissa J Cash  
*Assistant Examiner* — Altaira J Swangin  
(74) *Attorney, Agent, or Firm* — Raymond Y. Chan;  
David and Raymond Patent Firm

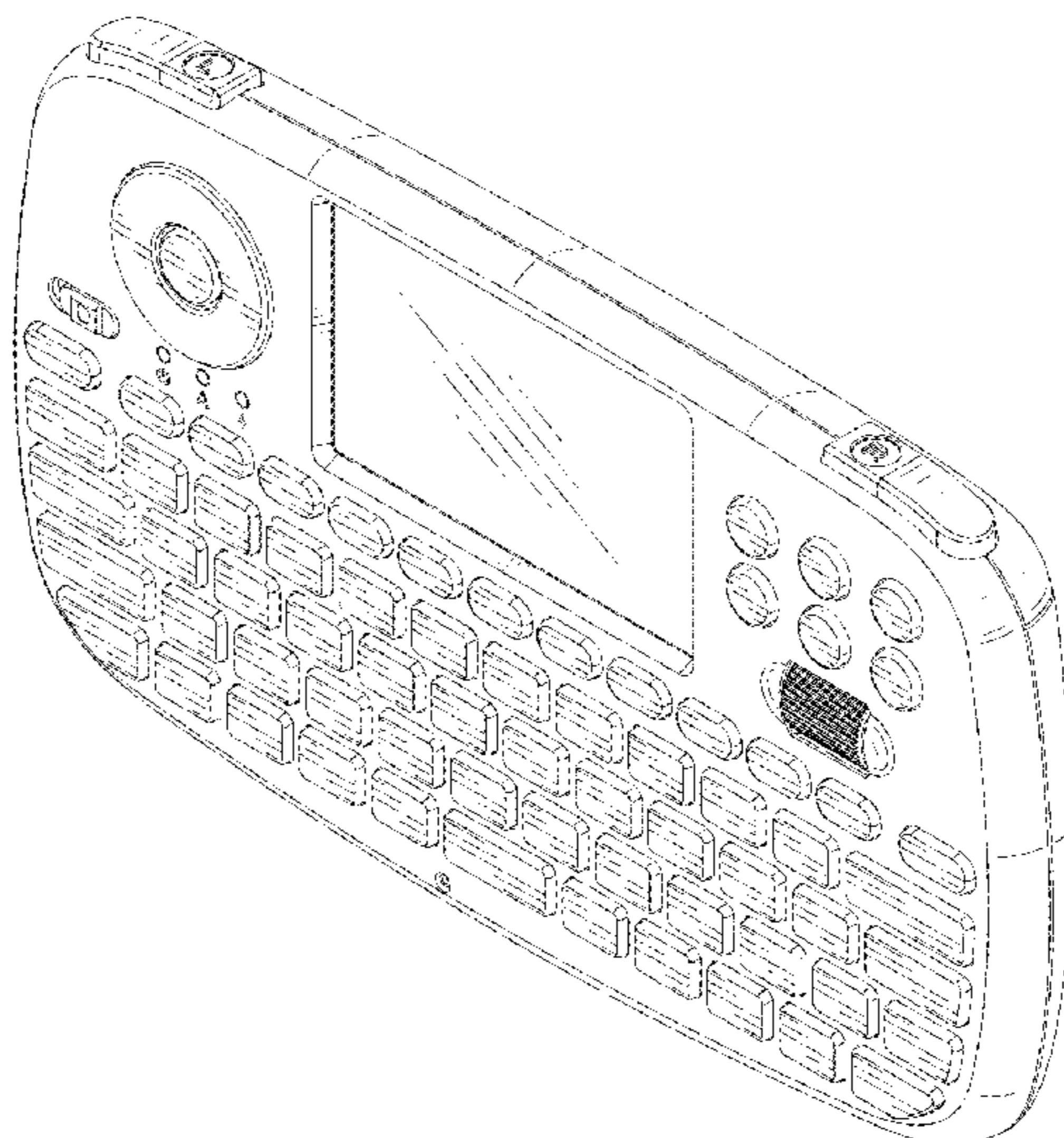
(57) **CLAIM**

The ornamental design for a keyboard, as shown and described.

**DESCRIPTION**

FIG. 1 is a perspective view of the keyboard showing my new design;  
FIG. 2 is a front view of the keyboard;  
FIG. 3 is a rear view of the keyboard;  
FIG. 4 is a left view of the keyboard;  
FIG. 5 is a right view of the keyboard;  
FIG. 6 is a top view of the keyboard; and,  
FIG. 7 is a bottom view of the keyboard.  
The broken lines show portions of the keyboard which form no part of the claimed design.

**1 Claim, 7 Drawing Sheets**



(56)

## References Cited

## U.S. PATENT DOCUMENTS

7,952,571 B2 \* 5/2011 Griffin ..... G06F 1/1626  
345/169  
D646,726 S \* 10/2011 Avery ..... D21/324  
D662,970 S \* 7/2012 Nakayama ..... D18/19  
D676,848 S \* 2/2013 Smith ..... D14/391  
D682,832 S \* 5/2013 Smith ..... D14/391  
D701,562 S \* 3/2014 Inada ..... D18/19  
D729,245 S \* 5/2015 Pang ..... D14/398  
D729,802 S \* 5/2015 Pang ..... D14/398  
D757,168 S \* 5/2016 Iwai ..... D18/19  
D757,169 S \* 5/2016 Tanaka ..... D18/19  
D793,392 S \* 8/2017 Lai ..... D14/398  
D795,257 S \* 8/2017 Jiang ..... D14/339  
D796,510 S \* 9/2017 Liunan ..... D14/390  
D803,216 S \* 11/2017 Wu ..... D14/398  
D807,886 S \* 1/2018 Pang ..... D14/398  
D815,094 S \* 4/2018 Jiang ..... D14/398  
D815,640 S \* 4/2018 Nagai ..... D14/434  
D819,640 S \* 6/2018 Lu ..... D14/391  
D836,637 S \* 12/2018 Lu ..... D14/398  
D838,272 S \* 1/2019 Jiang ..... D14/398  
D844,612 S \* 4/2019 Pang ..... D14/398  
D844,716 S \* 4/2019 Gan ..... D21/566  
D886,104 S \* 6/2020 Wu ..... D14/398  
2005/0128108 A1 \* 6/2005 Fong ..... G06F 3/0219  
341/22  
2006/0018088 A1 \* 1/2006 Gitzinger ..... G06F 1/1616  
361/679.27  
2010/0159966 A1 \* 6/2010 Friedman ..... G06F 3/04883  
455/466  
2013/0088826 A1 \* 4/2013 Kim ..... G06F 1/1669  
361/679.09

\* cited by examiner

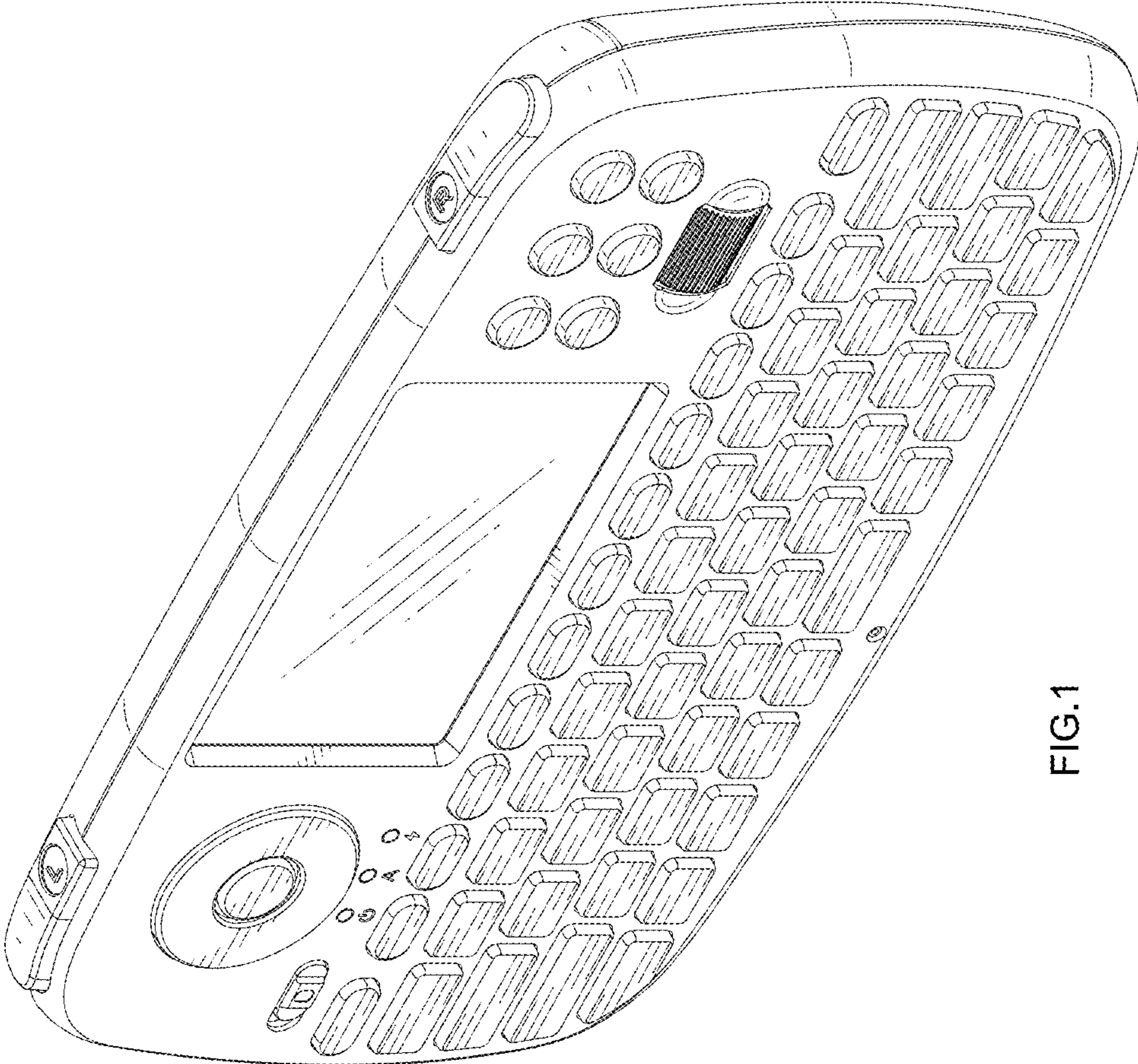


FIG.1

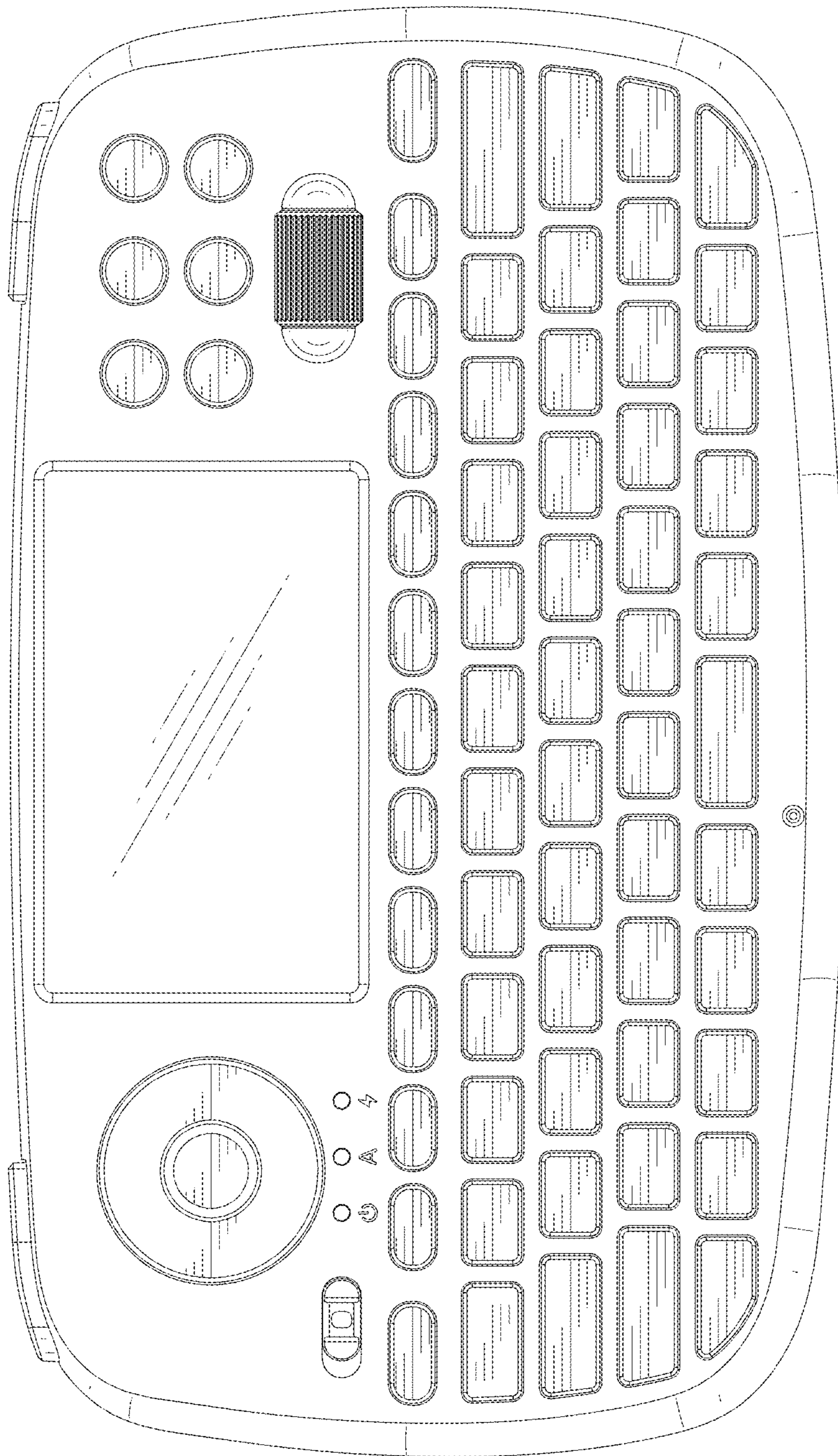


FIG.2

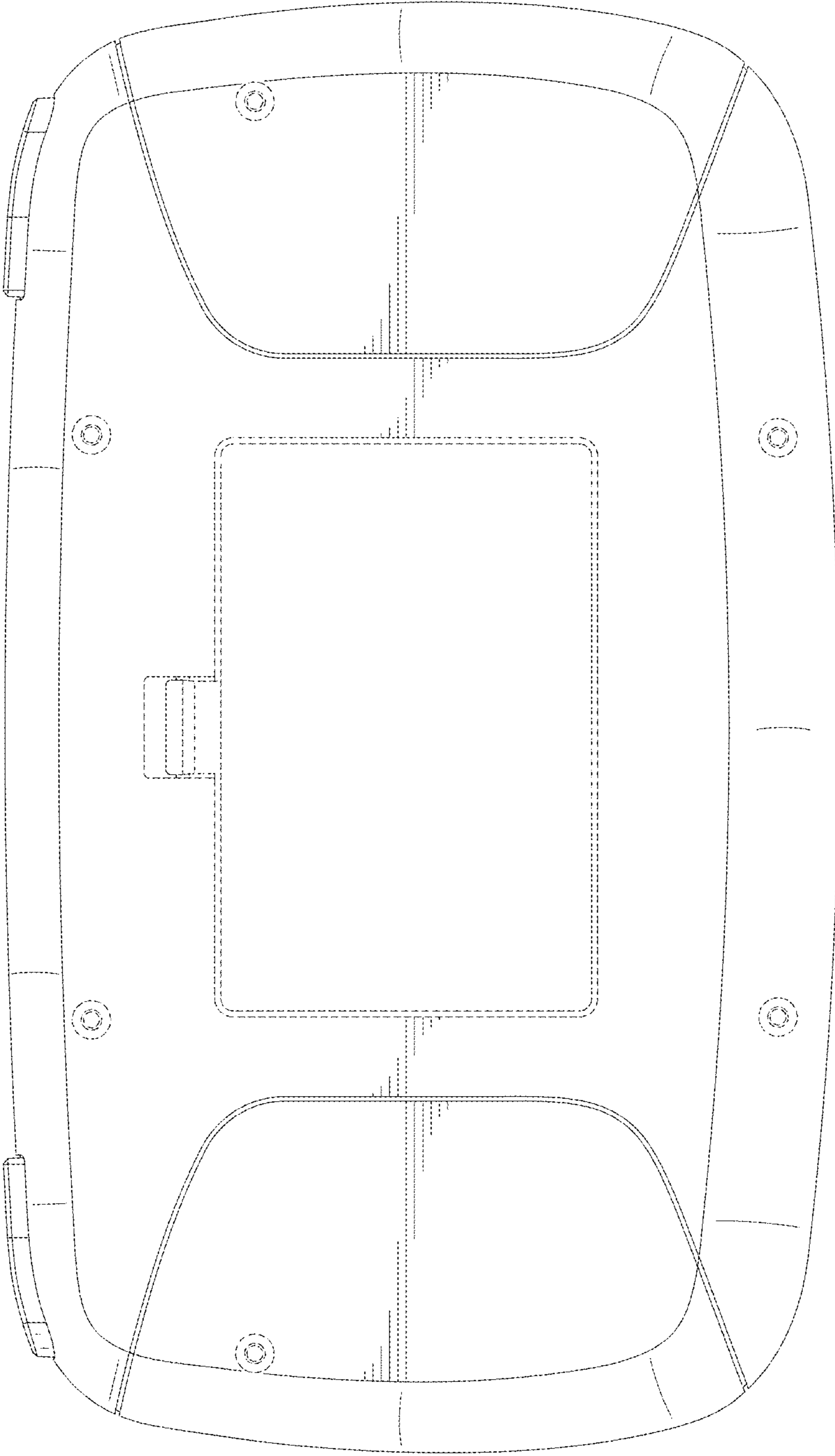


FIG.3

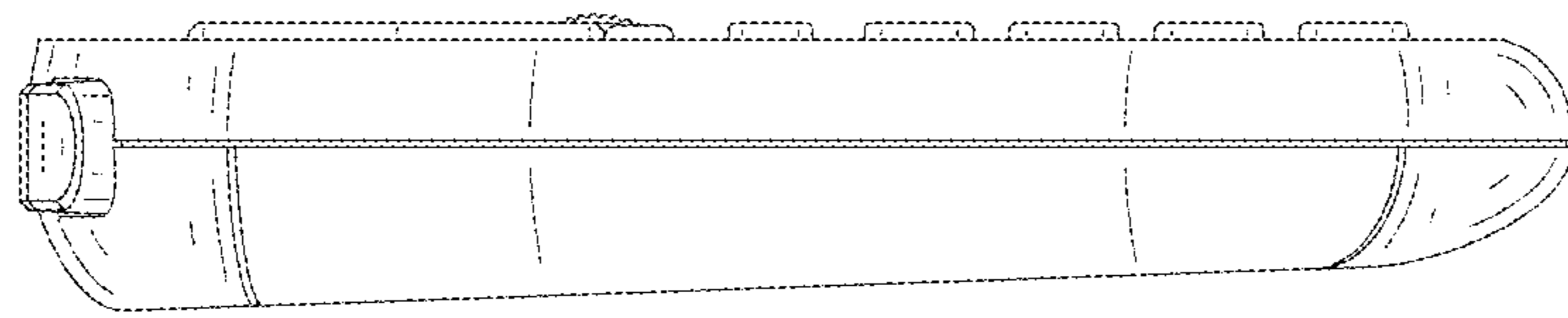


FIG.4

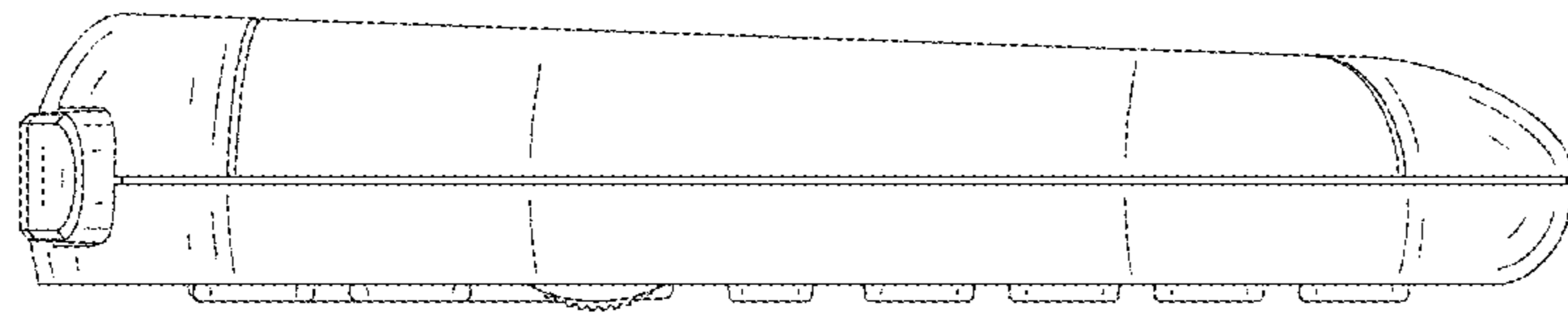


FIG.5

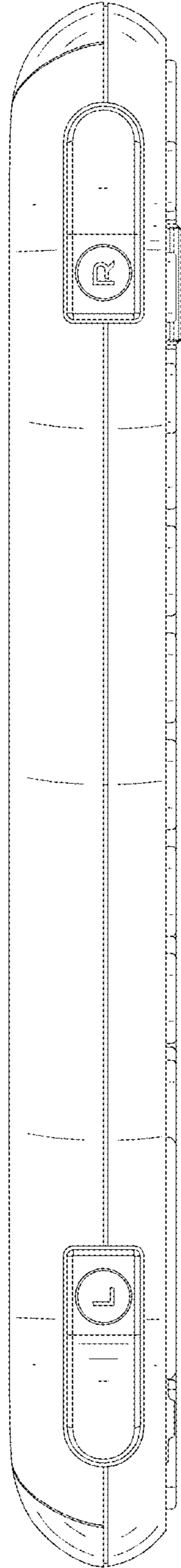


FIG.6



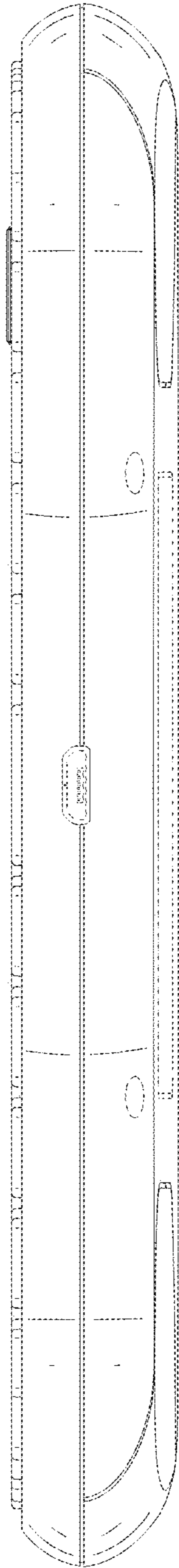


FIG.7