



US00D912035S

(12) **United States Design Patent** (10) **Patent No.:** **US D912,035 S**  
**Lee** (45) **Date of Patent:** **\*\* Mar. 2, 2021**

(54) **COVER FOR ELECTRONIC COMMUNICATIONS DEVICE**  
(71) Applicant: **elago CO. LTD**, Goyang-si (KR)  
(72) Inventor: **Chanwoo Lee**, Goyang-si (KR)  
(73) Assignee: **elago CO. LTD**, Goyang-si (KR)  
(\*\*) Term: **15 Years**  
(21) Appl. No.: **29/745,490**  
(22) Filed: **Aug. 6, 2020**  
(51) **LOC (13) Cl.** ..... **14-03**  
(52) **U.S. Cl.**  
USPC ..... **D14/250**  
(58) **Field of Classification Search**  
USPC ..... D14/203.3–203.7, 439, 251–253, 447,  
D14/217, 240, 238.1, 250, 440, 248;  
D13/103, 107–108, 119; D3/201, 218,  
D3/247, 249, 269, 273, 301, 303  
CPC ..... H04B 1/3888; A45C 1/06; A45C 11/00;  
A45C 13/02; A45C 2011/002; A45F  
(Continued)

(56) **References Cited**  
**U.S. PATENT DOCUMENTS**  
D629,773 S \* 12/2010 Lee ..... D14/138 G  
D648,332 S 11/2011 Kim et al.  
D659,691 S 5/2012 Kim et al.  
(Continued)

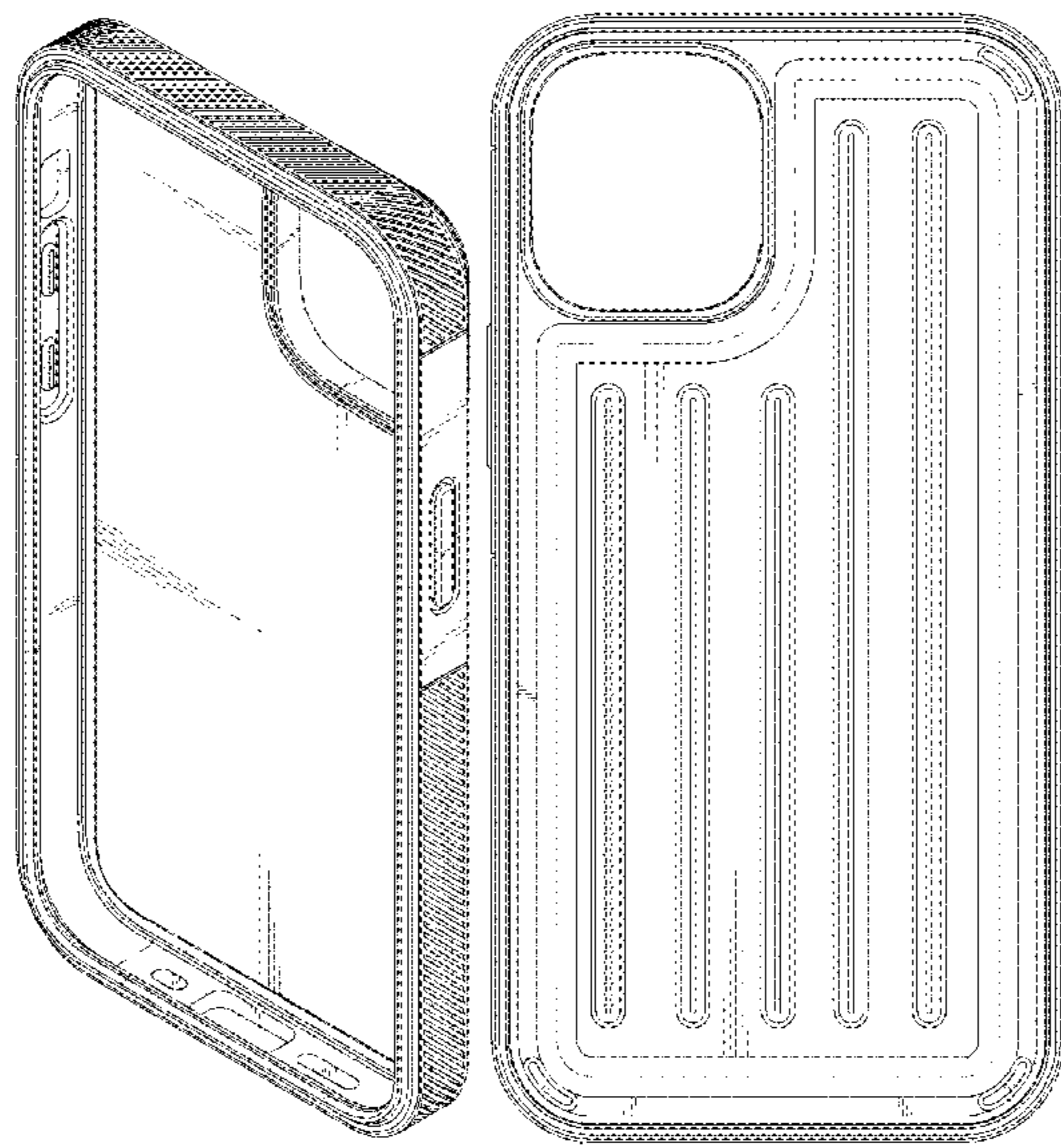
**FOREIGN PATENT DOCUMENTS**  
CN 304429361 12/2017  
CN 304501813 2/2018  
(Continued)

*Primary Examiner* — Carla J Wright

(74) *Attorney, Agent, or Firm* — Paratus Law Group, PLLC  
(57) **CLAIM**  
The ornamental design for a cover for electronic communications device, as shown and described.  
**DESCRIPTION**

FIG. 1 is a front, top, and right-side perspective view of a cover for electronic communications device, showing a first embodiment of my new design;  
FIG. 2 is a front view of the first embodiment;  
FIG. 3 is a back view of the first embodiment;  
FIG. 4 is a left side view of the first embodiment;  
FIG. 5 is a right side view of the first embodiment;  
FIG. 6 is a top view of the first embodiment;  
FIG. 7 is a bottom view of the first embodiment;  
FIG. 8 is a back, bottom, and left-side perspective view of the first embodiment;  
FIG. 9 is a front, top, and right-side perspective view of a cover for electronic communications device, showing a second embodiment of my new design;  
FIG. 10 is a front view of the second embodiment;  
FIG. 11 is a back view of the second embodiment;  
FIG. 12 is a left side view of the second embodiment;  
FIG. 13 is a right side view of the second embodiment;  
FIG. 14 is a top view of the second embodiment;  
FIG. 15 is a bottom view of the second embodiment;  
FIG. 16 is a back, bottom, and left-side perspective view of the second embodiment;  
FIG. 17 is a front, top, and right-side perspective view of a cover for electronic communications device, showing a third embodiment of my new design;  
FIG. 18 is a front view of the third embodiment;  
FIG. 19 is a back view of the third embodiment;  
FIG. 20 is a left side view of the third embodiment;  
FIG. 21 is a right side view of the third embodiment;  
FIG. 22 is a top view of the third embodiment;  
FIG. 23 is a bottom view of the third embodiment; and,  
FIG. 24 is a back, bottom, and left-side perspective view of the third embodiment.

**1 Claim, 18 Drawing Sheets**



(58) **Field of Classification Search**  
 CPC ..... 2005/026; A45F 2200/0525; A45F  
 2200/0516; H04M 1/0283; H04M 1/0202  
 See application file for complete search history.

(56) **References Cited**

U.S. PATENT DOCUMENTS

D669,060 S	10/2012	Huang	
D678,260 S *	3/2013	Bau .....	D14/250
D685,779 S *	7/2013	Schriefer .....	D14/250
D691,123 S	10/2013	Lay et al.	
D692,419 S *	10/2013	Rayner .....	D14/250
D704,182 S *	5/2014	Smith .....	D14/250
D709,484 S *	7/2014	Yoo .....	D14/250
D718,048 S *	11/2014	Hsu .....	D3/273
D724,067 S	3/2015	Fathollahi	
D739,394 S *	9/2015	Rayner .....	D14/250
D746,805 S *	1/2016	Kim .....	D14/250
D762,204 S	7/2016	Armstrong et al.	
D765,632 S *	9/2016	Northrup .....	D14/250
D766,819 S *	9/2016	Gjovik .....	D13/103
D776,105 S	1/2017	Han	
D789,315 S	6/2017	Astheimer	
D789,347 S *	6/2017	Zamudio .....	D14/250
D791,754 S *	7/2017	Armstrong .....	D14/250
D807,891 S *	1/2018	Yeo .....	D14/440
10,084,502 B2 *	9/2018	Gandhi .....	H04B 1/3888
D838,262 S *	1/2019	Witter .....	D14/250
10,206,472 B1 *	2/2019	Northrup .....	H04B 1/3888
D845,292 S *	4/2019	Fitzgerald .....	D14/250
D851,033 S *	6/2019	Yuk .....	D13/108
D851,078 S *	6/2019	Yuan .....	D14/250

D852,180 S	6/2019	Kim	
D853,372 S	7/2019	Kim	
D857,683 S	8/2019	Kim	
D860,980 S *	9/2019	Kim .....	D14/250
D861,653 S *	10/2019	Gjovik .....	D14/250
D861,665 S *	10/2019	Li .....	D14/250
D863,277 S	10/2019	Payne	
D881,895 S *	4/2020	Liu .....	D14/440
D883,989 S *	5/2020	Cheng .....	D14/440
D887,140 S *	6/2020	Hyun .....	D3/302

FOREIGN PATENT DOCUMENTS

CN	305398398	10/2019
CN	305605722	2/2020
CN	305729999	4/2020
CN	305770000	5/2020
CN	305770045	5/2020
CN	305805816	5/2020
CN	305805843	5/2020
CN	305814987	6/2020
CN	305815096	6/2020
CN	305863643	6/2020
CN	305863645	6/2020
CN	305881748	6/2020
EM	003733286-0001	3/2017
EM	006589206-0002	7/2019
EM	007242276-0001	11/2019
EM	008006969-0002	6/2020
JP	D1638068	8/2019
KR	10-2116885 B1	6/2020
WO	WO D205616-001	2/2020
WO	WO D205616-002	2/2020

\* cited by examiner

FIG. 1

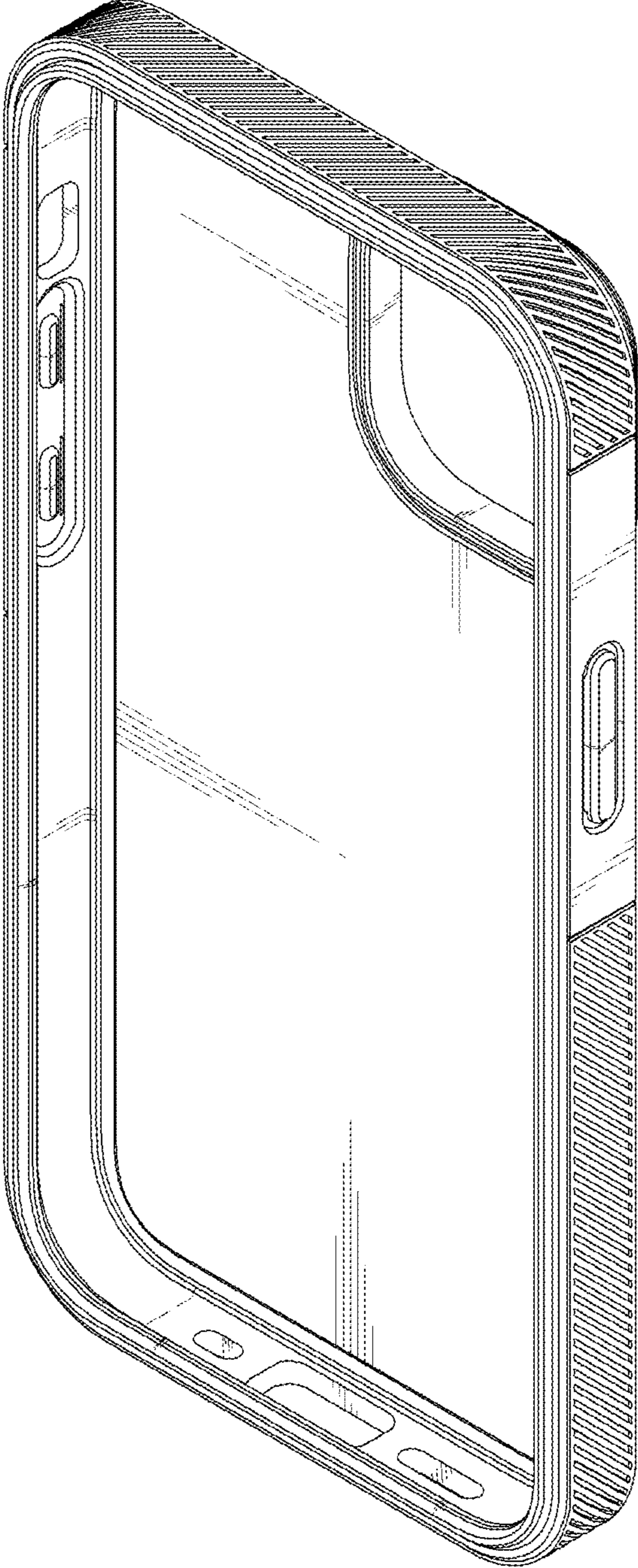


FIG. 2

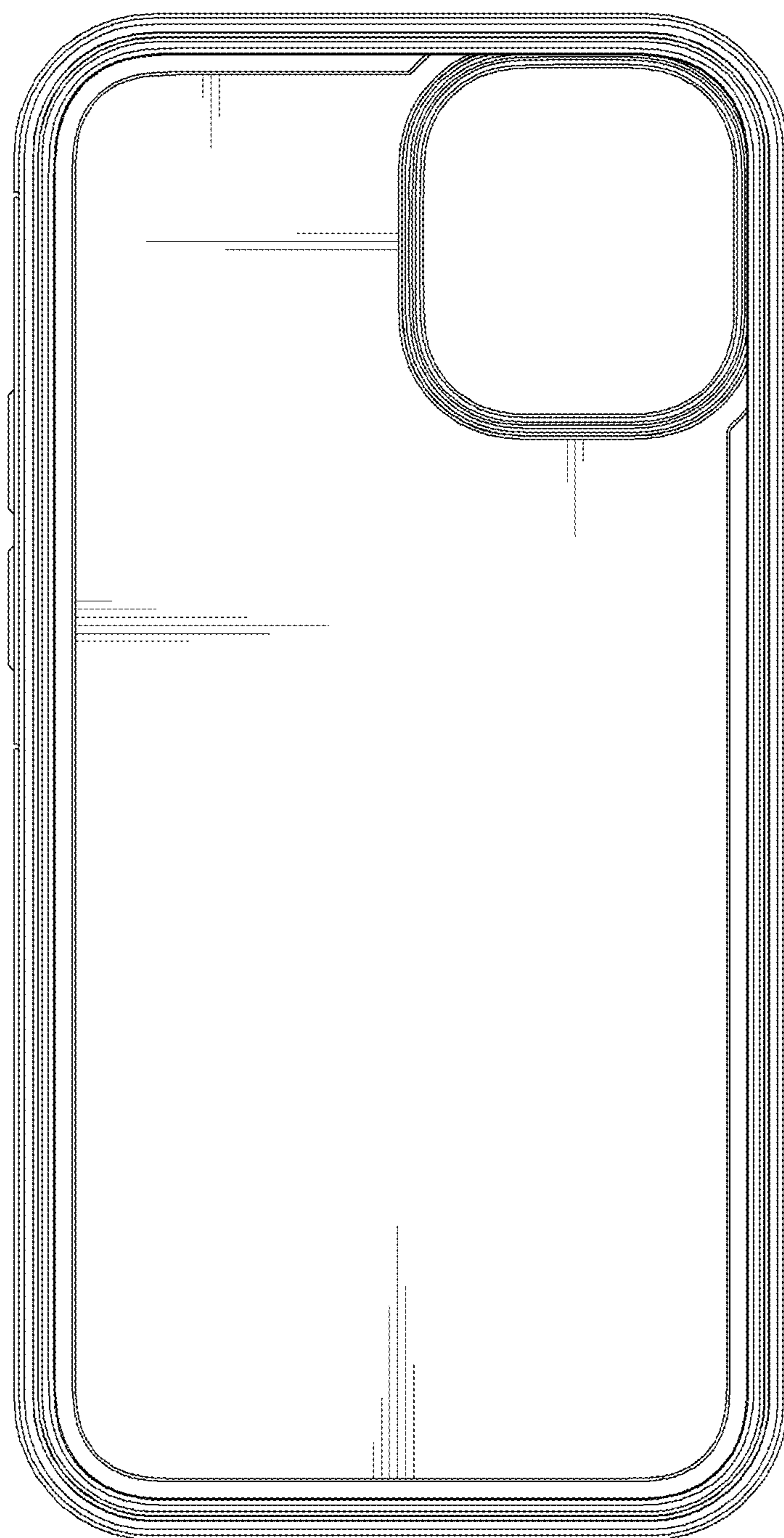


FIG. 3

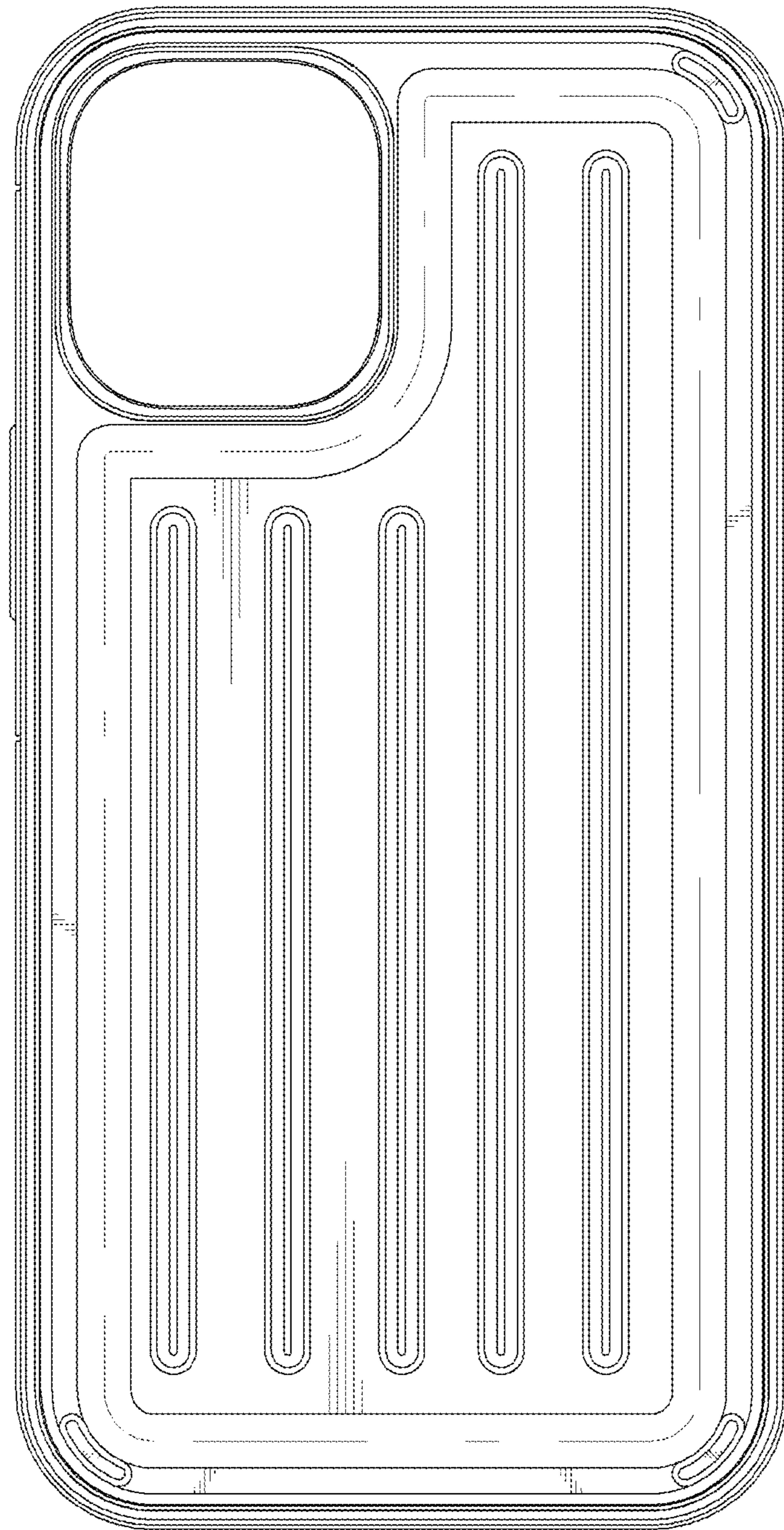


FIG. 4

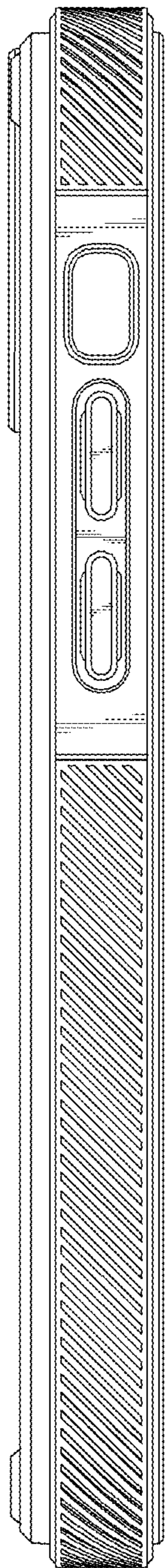


FIG. 5

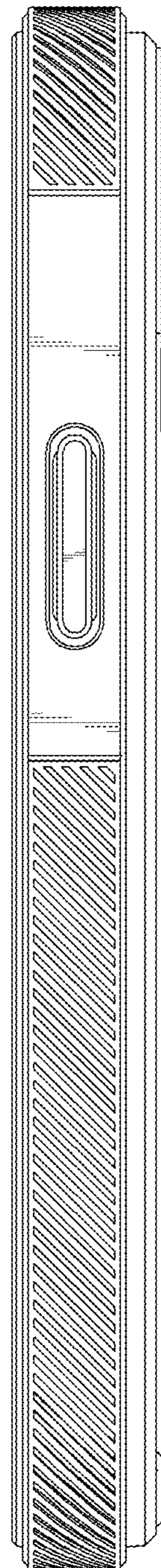


FIG. 6

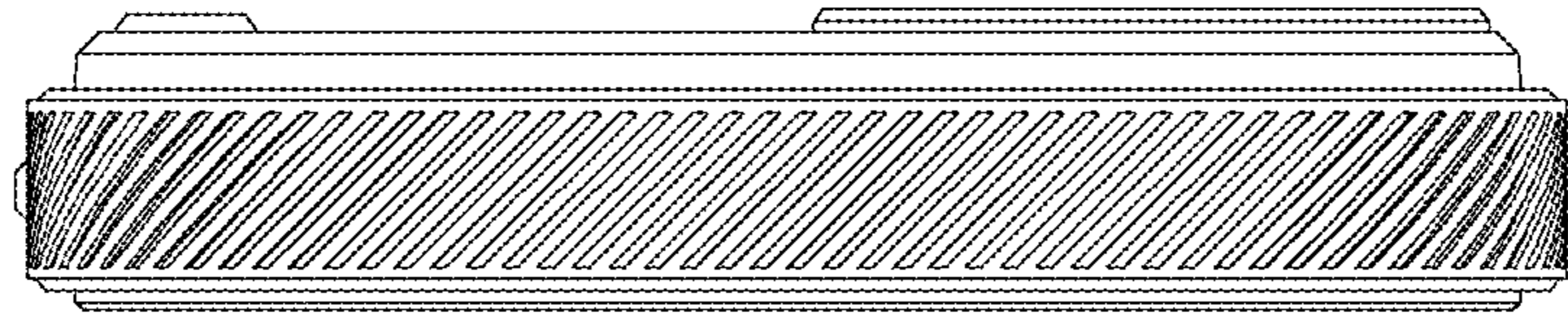


FIG. 7

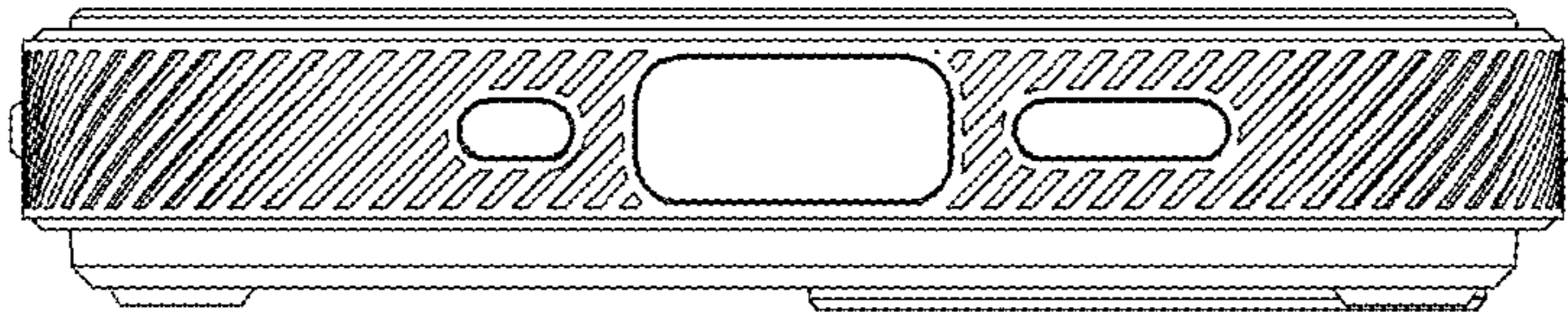


FIG. 8

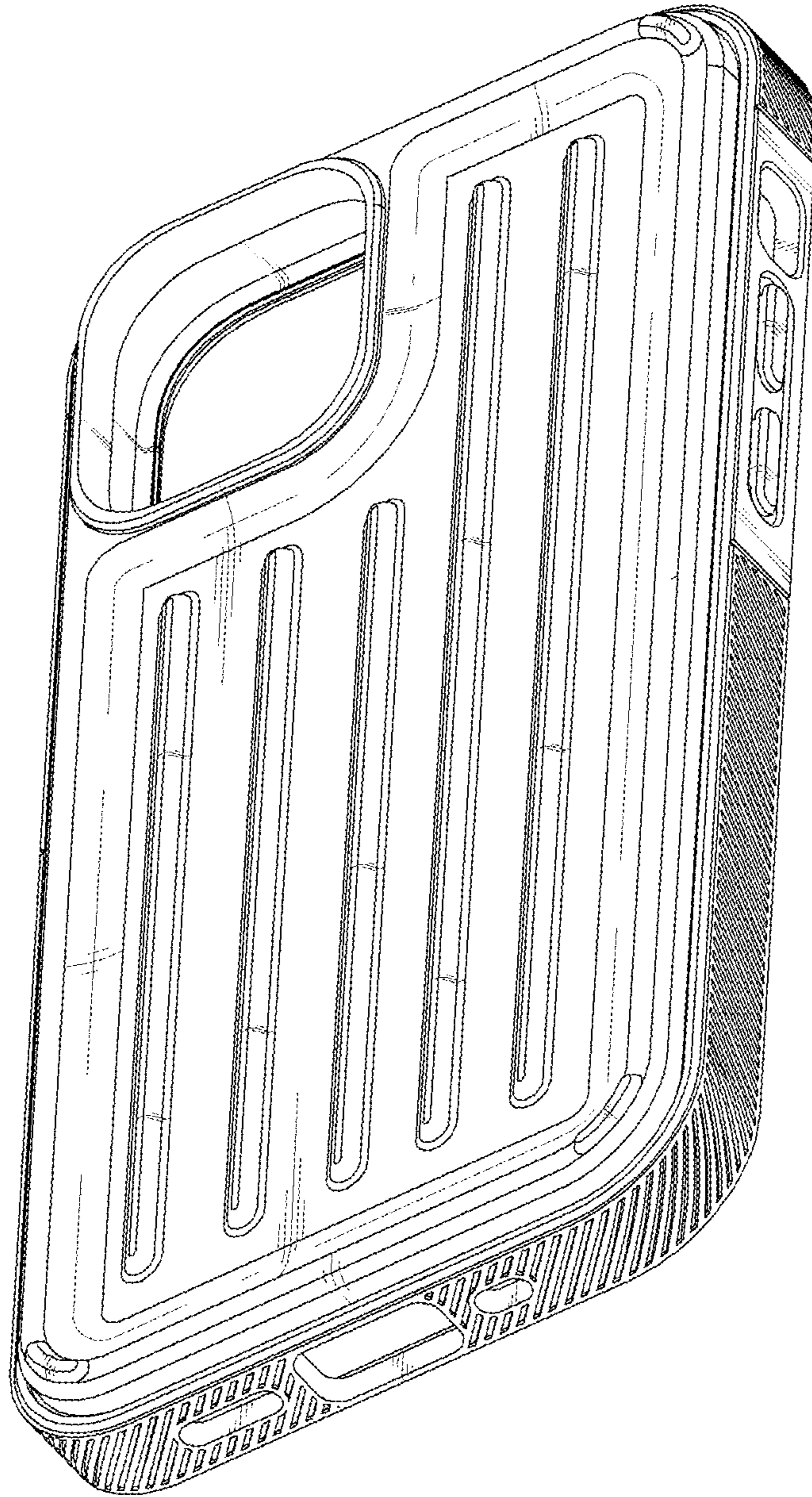




FIG. 9

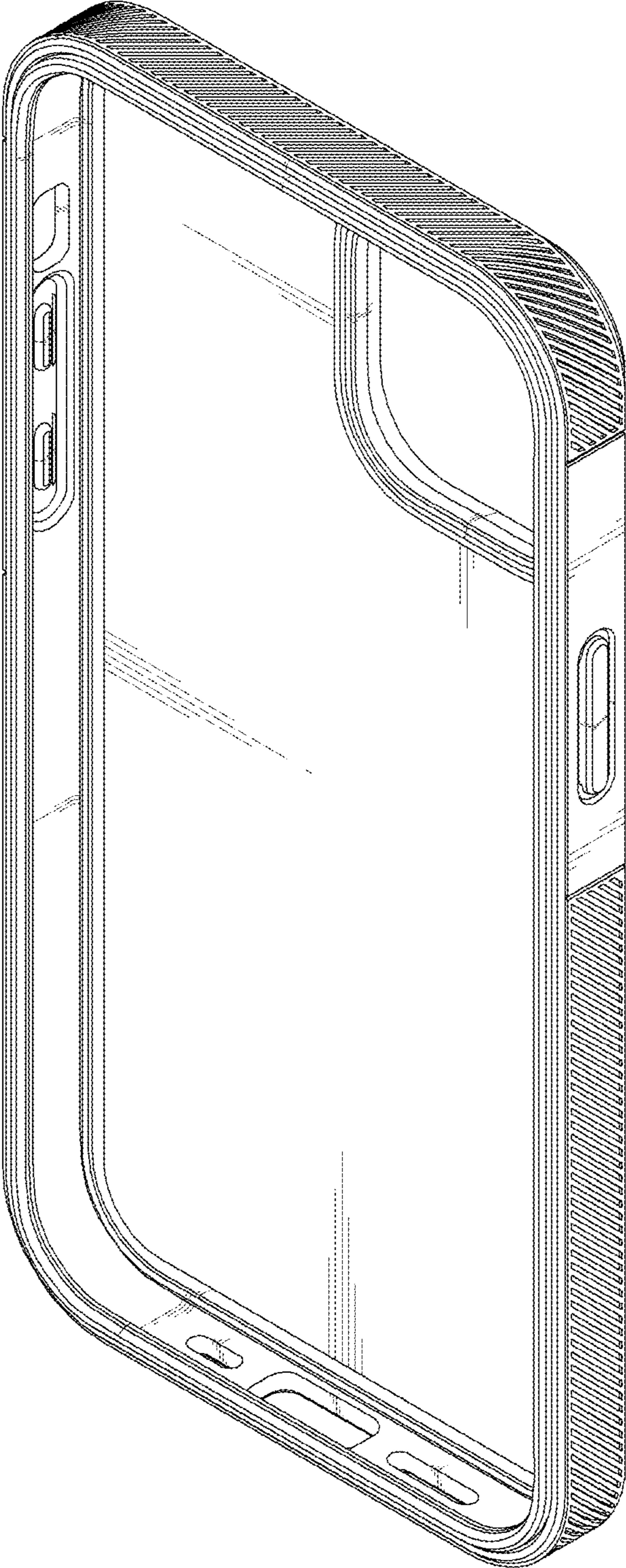


FIG. 10

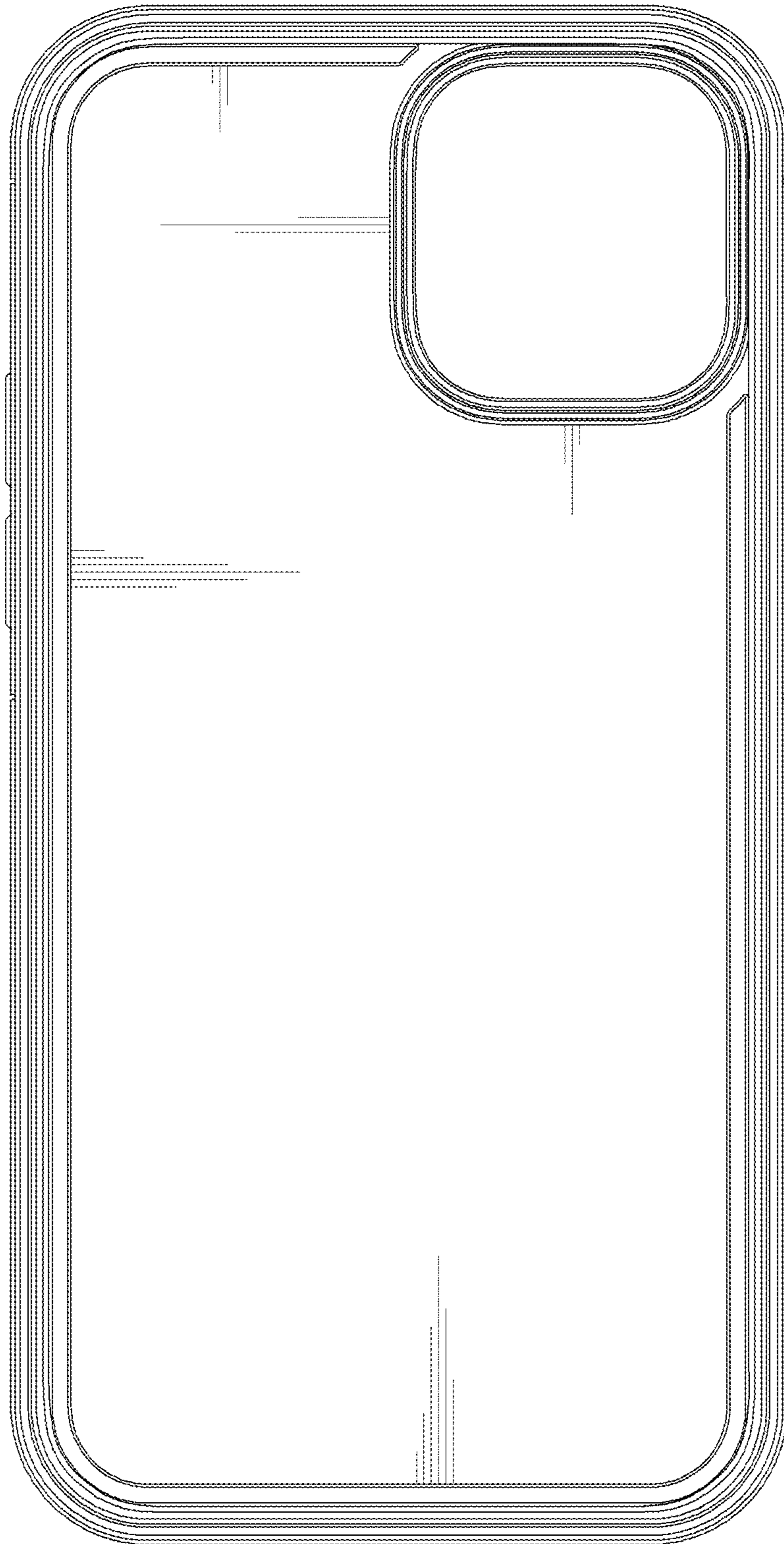


FIG. 11

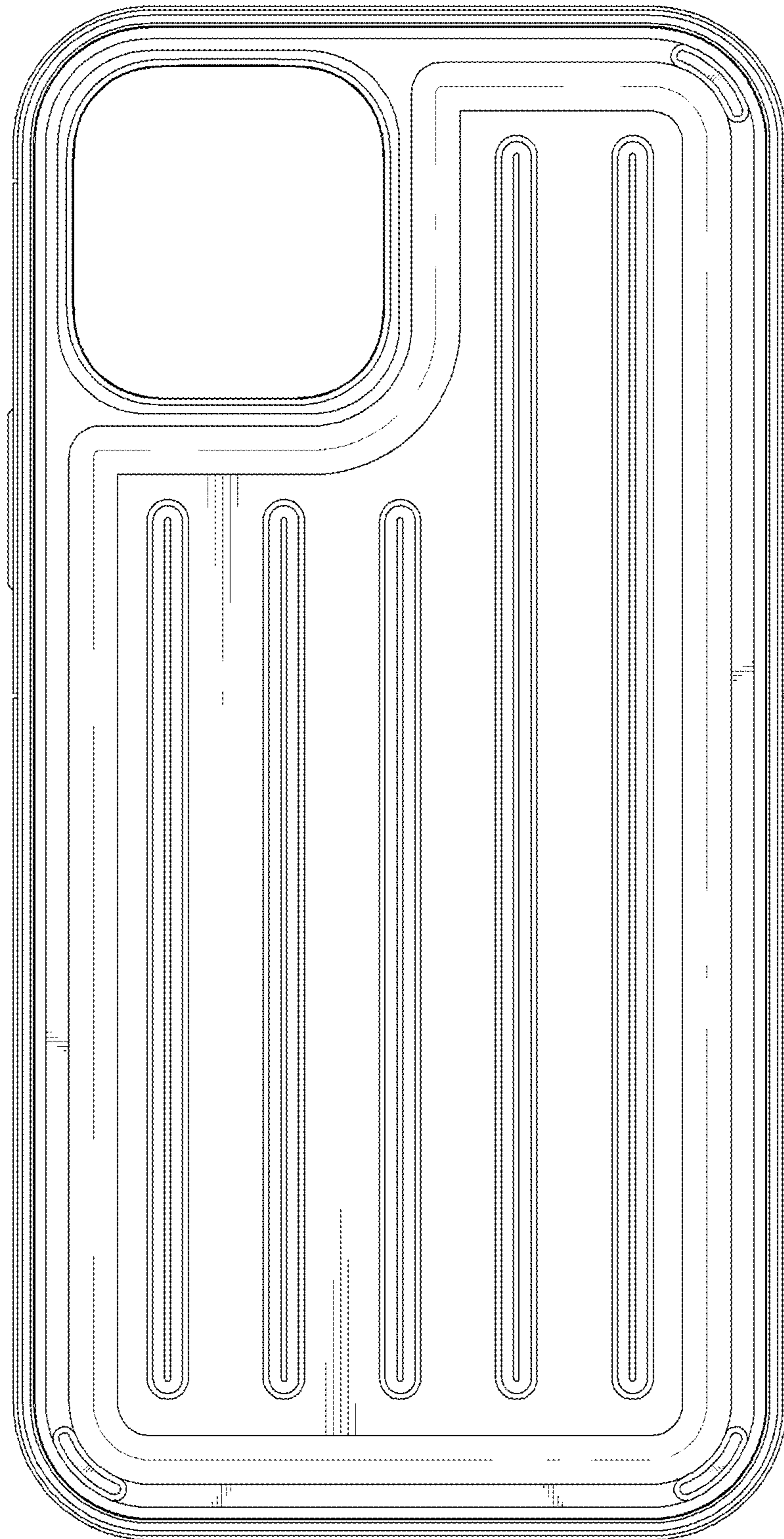


FIG. 12

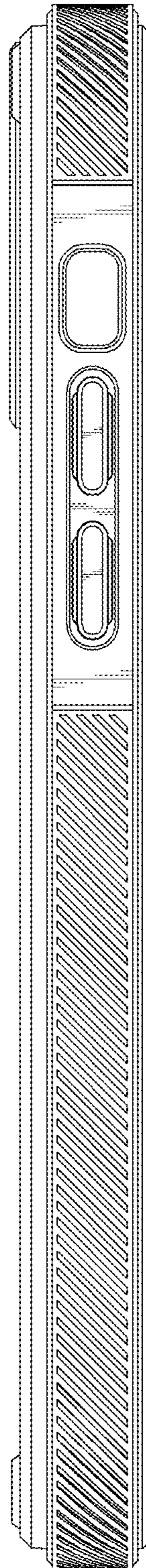


FIG. 13

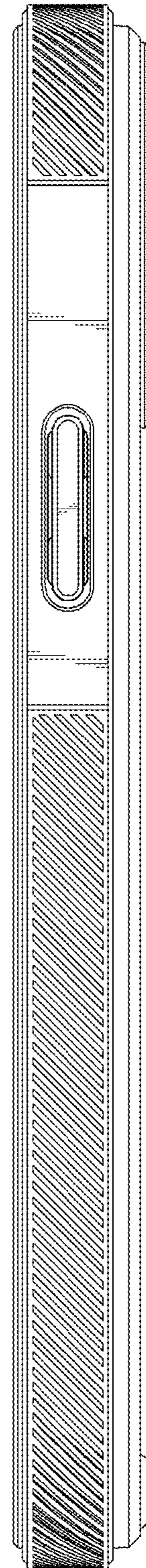


FIG. 14

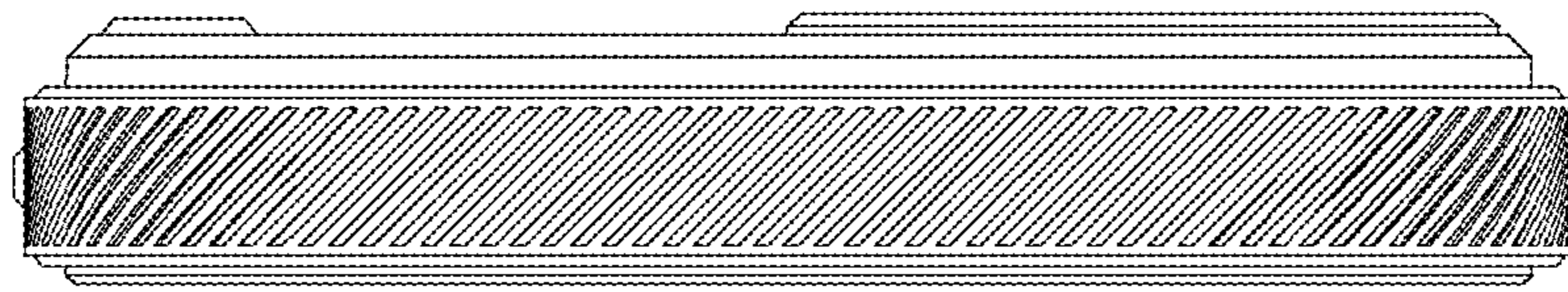


FIG. 15

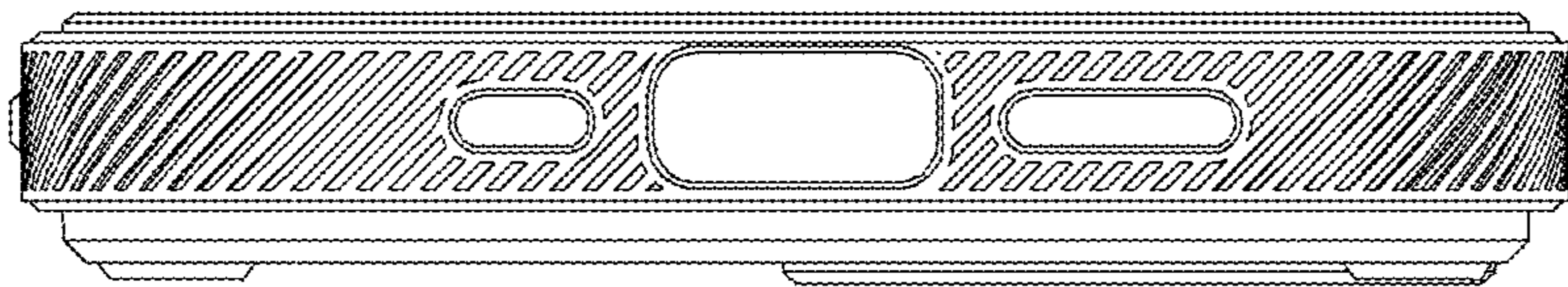


FIG. 16

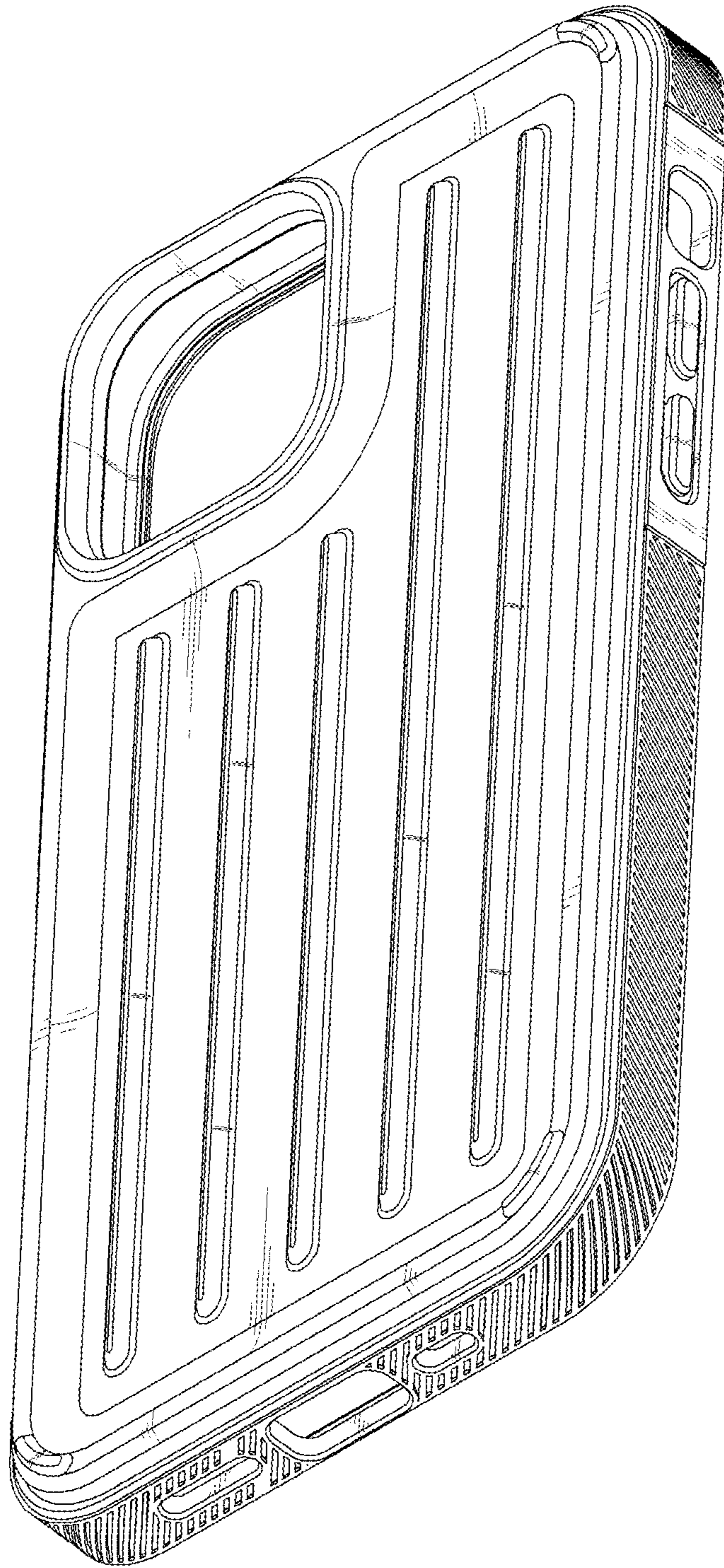


FIG. 17

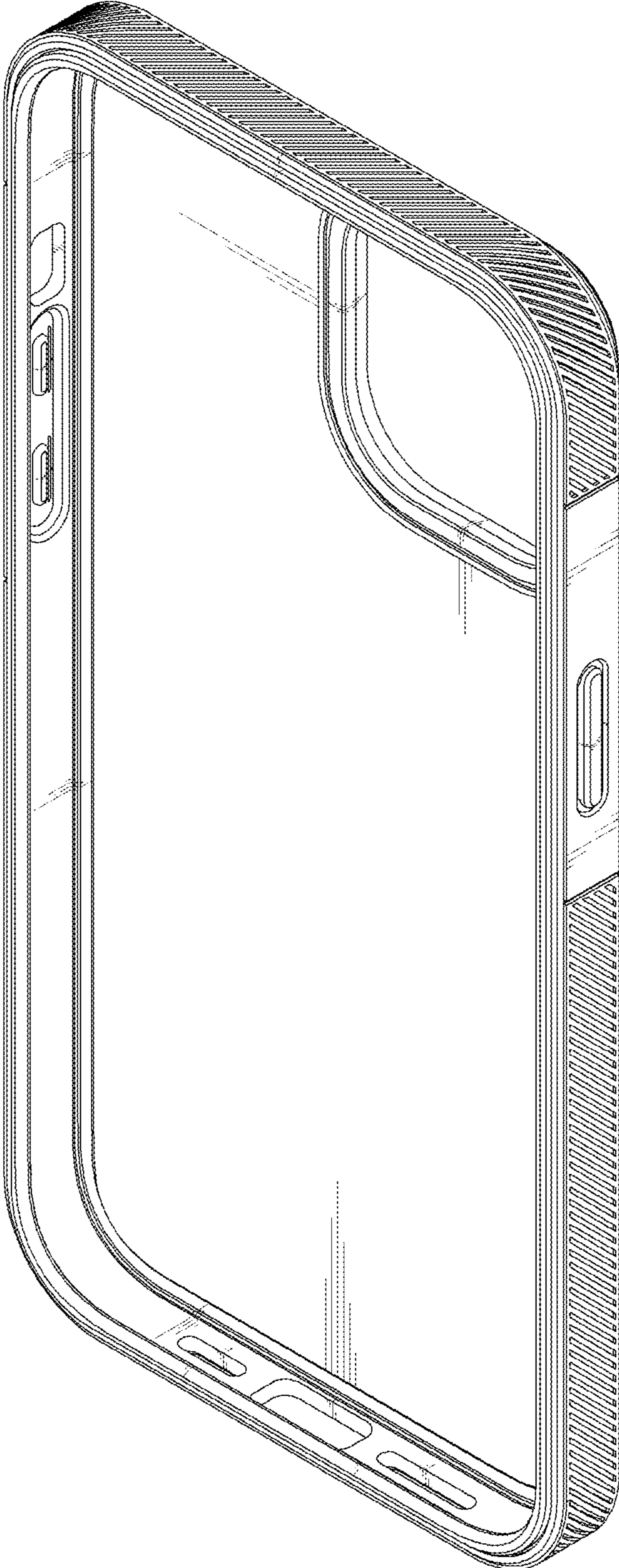


FIG. 18

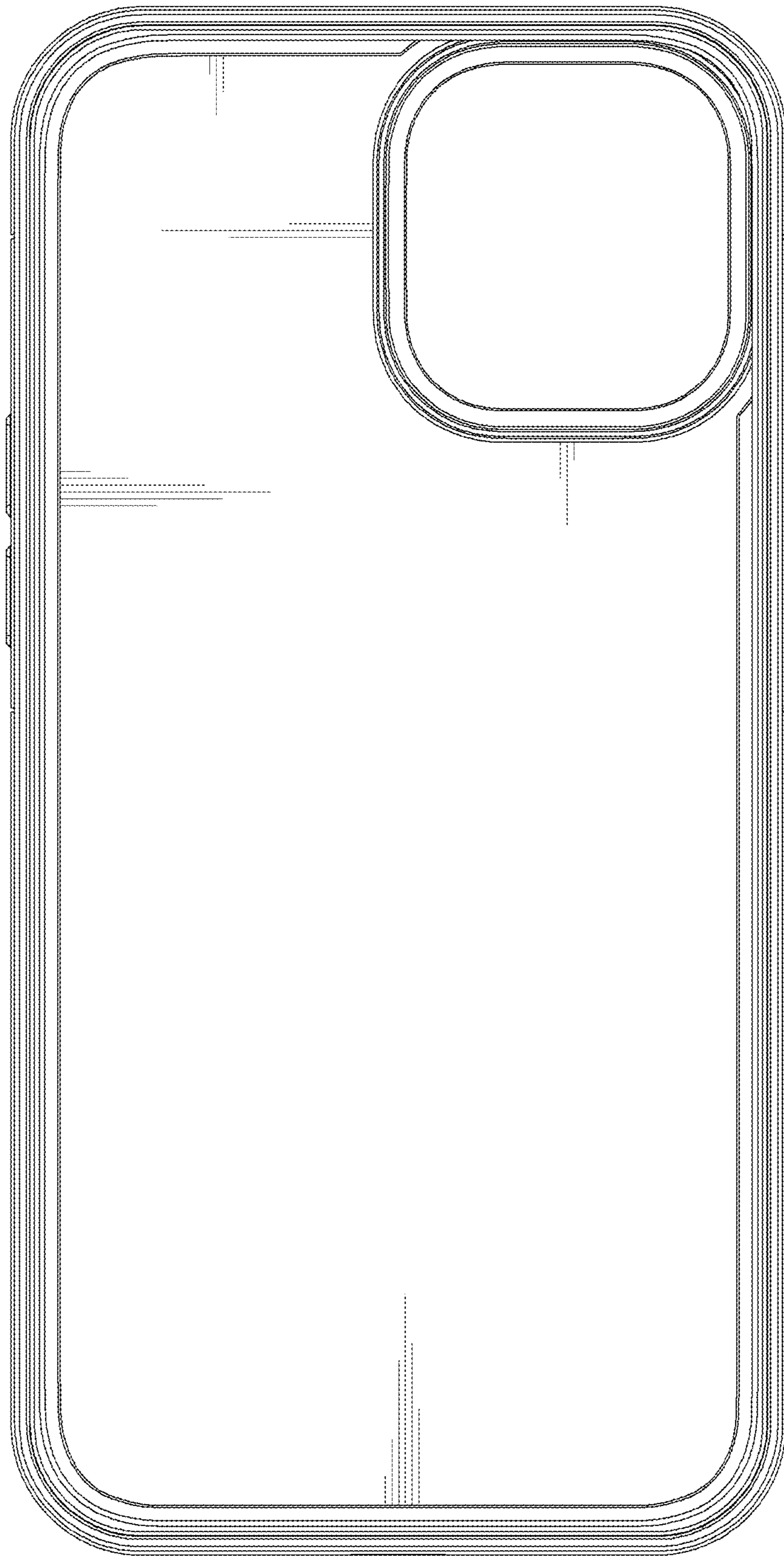




FIG. 19




FIG. 20

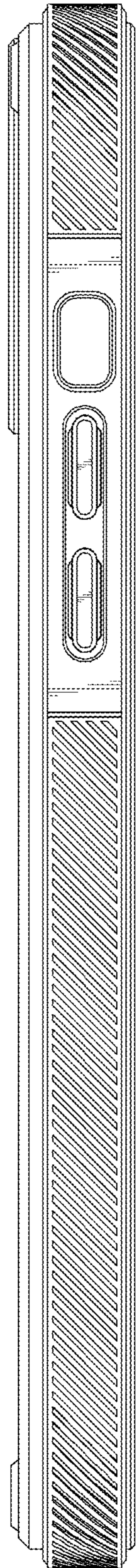


FIG. 21

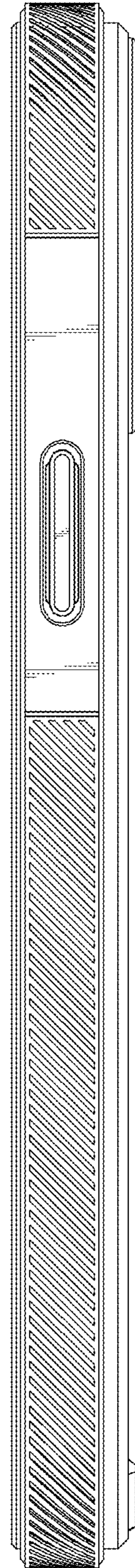


FIG. 22

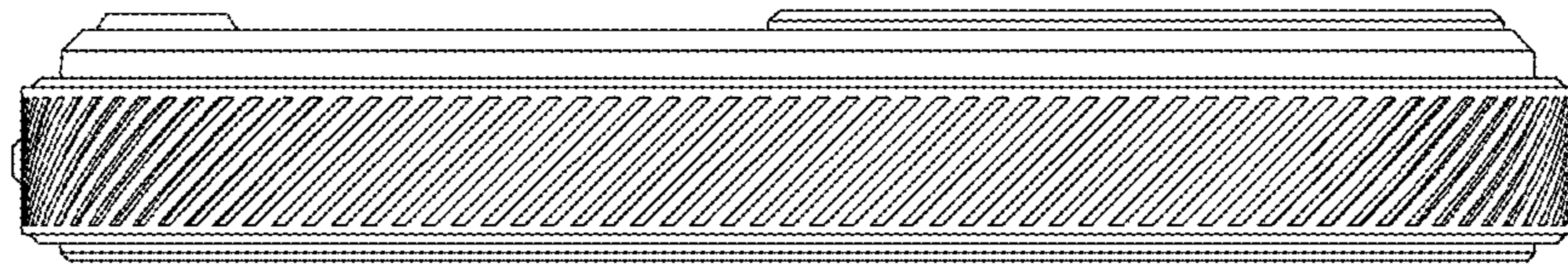


FIG. 23

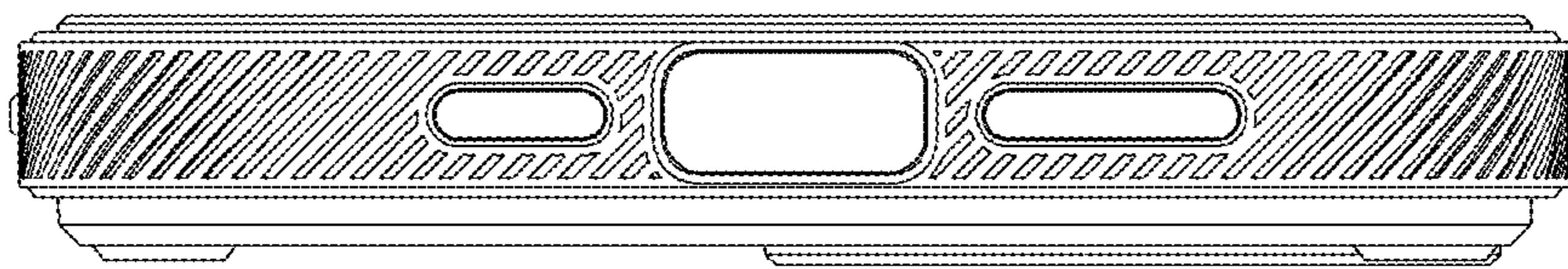


FIG. 24

