



US00D912014S

(12) **United States Design Patent** (10) **Patent No.:** **US D912,014 S**
Broadfield (45) **Date of Patent:** **** Mar. 2, 2021**

(54) **STICKER**
(71) Applicant: **iTireAir Ltd**, Staffordshire (GB)
(72) Inventor: **Gary Broadfield**, Staffordshire (GB)
(73) Assignee: **iTireAir Ltd**, Staffordshire (GB)
(**) Term: **15 Years**

D781,832 S * 3/2017 Snitko D14/250
D794,456 S * 8/2017 Rockwell D9/449
D794,607 S * 8/2017 Srour D14/217
9,787,348 B2 * 10/2017 Srour H04M 1/15
D807,746 S * 1/2018 Fleming D9/454
D827,612 S * 9/2018 Srour D14/217
D866,524 S * 11/2019 McElveen H04R 1/406
D14/217
D877,124 S * 3/2020 Miller D14/217
D896,784 S * 9/2020 Mollinga D14/217

(21) Appl. No.: **29/677,793**
(22) Filed: **Jan. 23, 2019**

* cited by examiner

Primary Examiner — Khawaja Anwar
(74) *Attorney, Agent, or Firm* — Lee & Hayes, P.C.

(30) **Foreign Application Priority Data**

Jul. 24, 2018 (EP) 005512662-0003
Jul. 24, 2018 (EP) 005512662-0004

(57) **CLAIM**

The ornamental design for a sticker, as shown and described.

(51) **LOC (13) Cl.** **14-03**
(52) **U.S. Cl.**
USPC **D14/217**

DESCRIPTION

(58) **Field of Classification Search**
USPC D14/217, 250, 251, 252, 253, 451, 452,
D14/440, 434, 447, 458, 432, 439, 457,
D14/460, 238.1, 140, 142, 149, 148;
D9/434, 435, 454
CPC .. H04M 1/04; H04M 1/6075; H04M 1/72569;
H04M 1/72577; H04M 17/026; H04M
1/006; H04M 1/0214; H04M 1/0233;
H04M 1/0254; H04M 1/0264; H04M
1/0279; H04M 1/18; H04M 1/6091;
H04M 1/723; H04M 1/725; H04M
2207/206; H04M 2250/16; H04M 1/15;
H04B 1/3888

FIG. 1 is a top perspective view of the sticker;
FIG. 2 is a front view thereof;
FIG. 3 is a back view thereof;
FIG. 4 is a left-side view thereof. The right-side view, the top view, and the bottom are substantially identical to the left-side view. Therefore, these views are omitted;
FIG. 5 is a cross-sectional view of the sticker taken along the line 5-5 shown in FIG. 2;
FIG. 6 is a top perspective view illustrating the sticker of FIG. 1 with disclaimed environment such as a mobile phone. The location of the sticker on the disclaimed mobile phone forms no part of the claimed design;
FIG. 7 is a front view thereof;
FIG. 8 is a left-side view thereof;
FIG. 9 is a right-side view thereof;
FIG. 10 is a top view thereof; and,
FIG. 11 is a bottom view thereof.
The dashed broken lines depict disclaimed environment (e.g., a mobile phone) of the sticker which form no part of the claimed design.

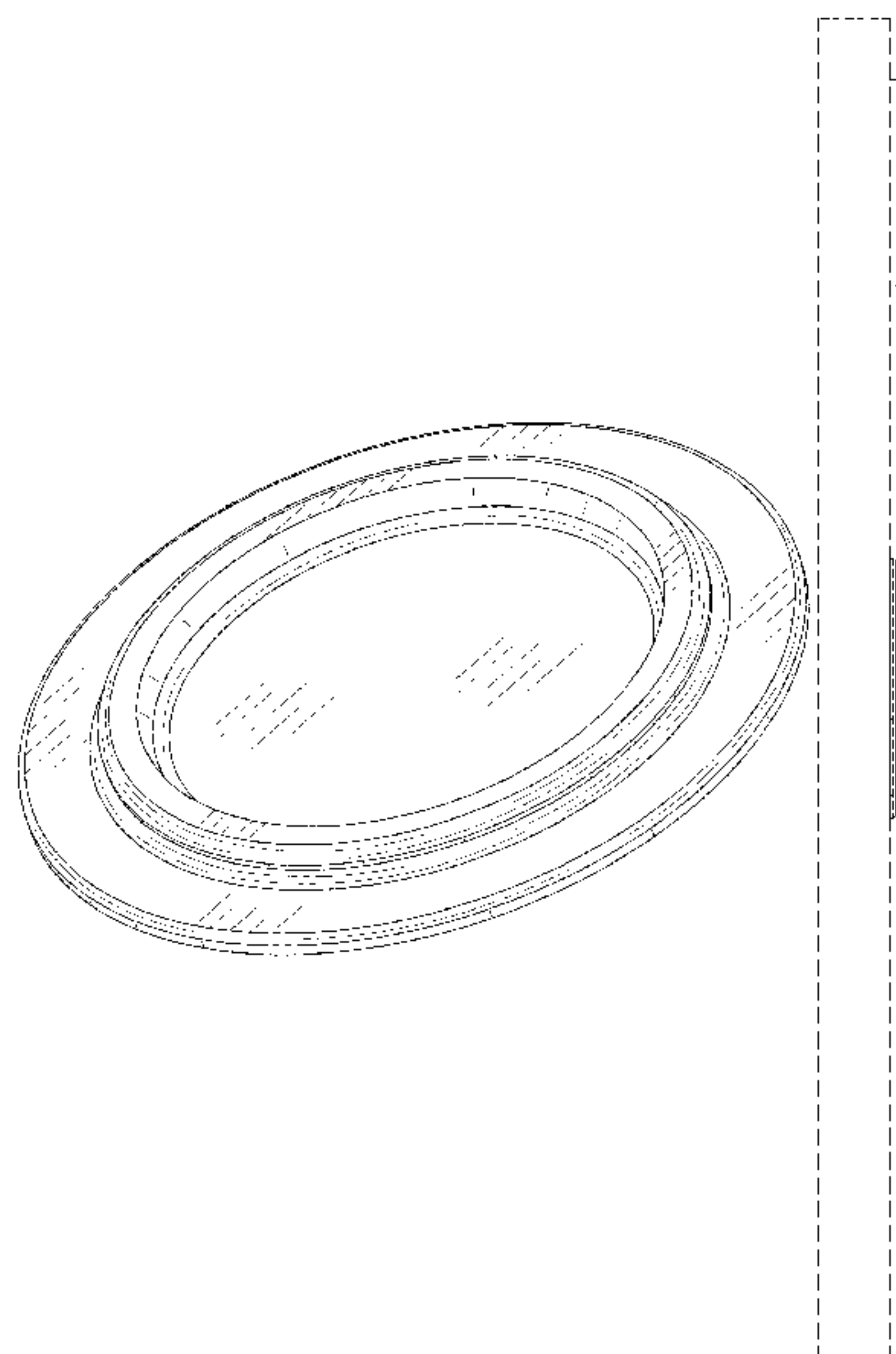
See application file for complete search history.

(56) **References Cited**

U.S. PATENT DOCUMENTS

D327,808 S * 7/1992 Kline D7/391
D776,529 S * 1/2017 Torrison D9/435

1 Claim, 11 Drawing Sheets



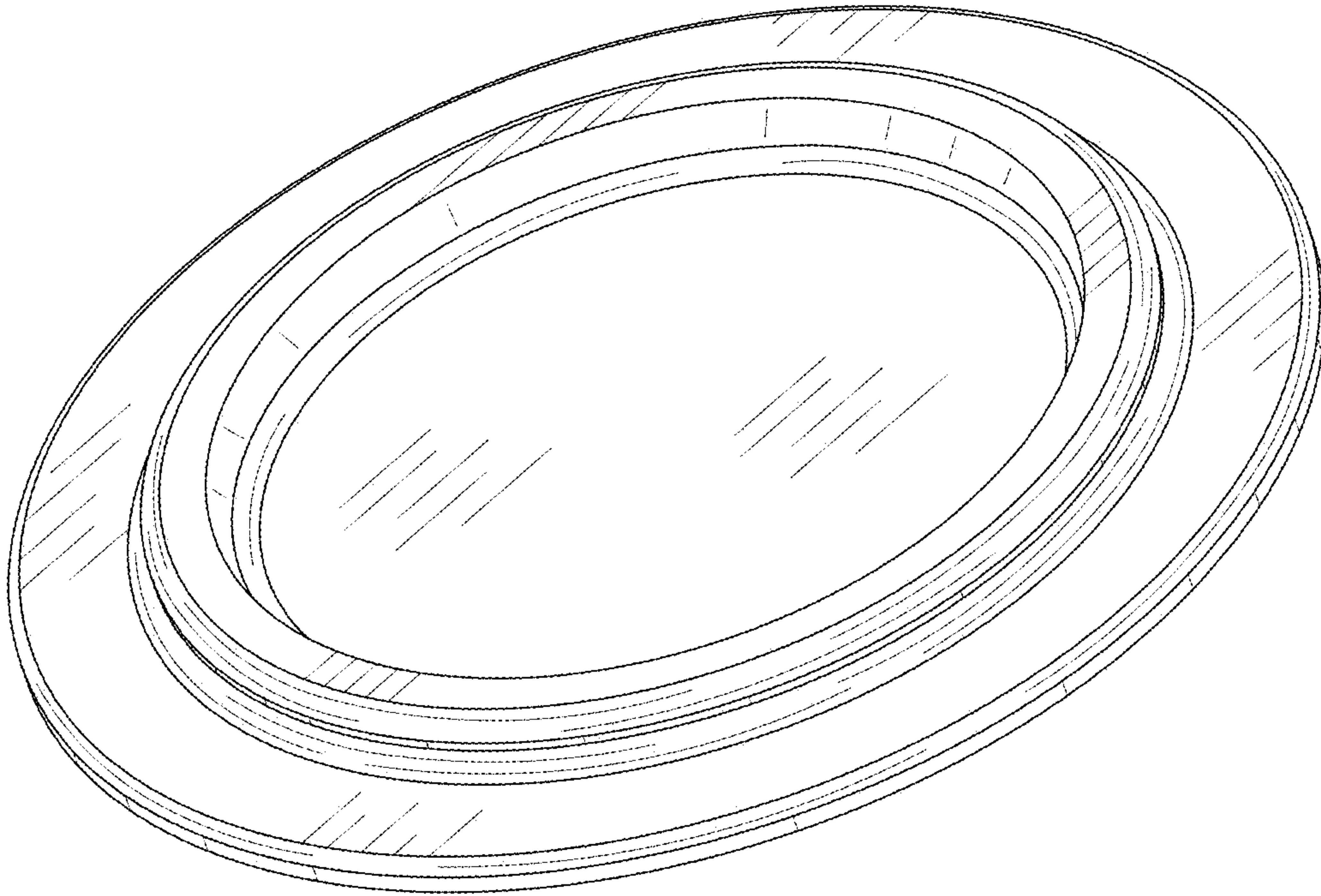


FIG. 1

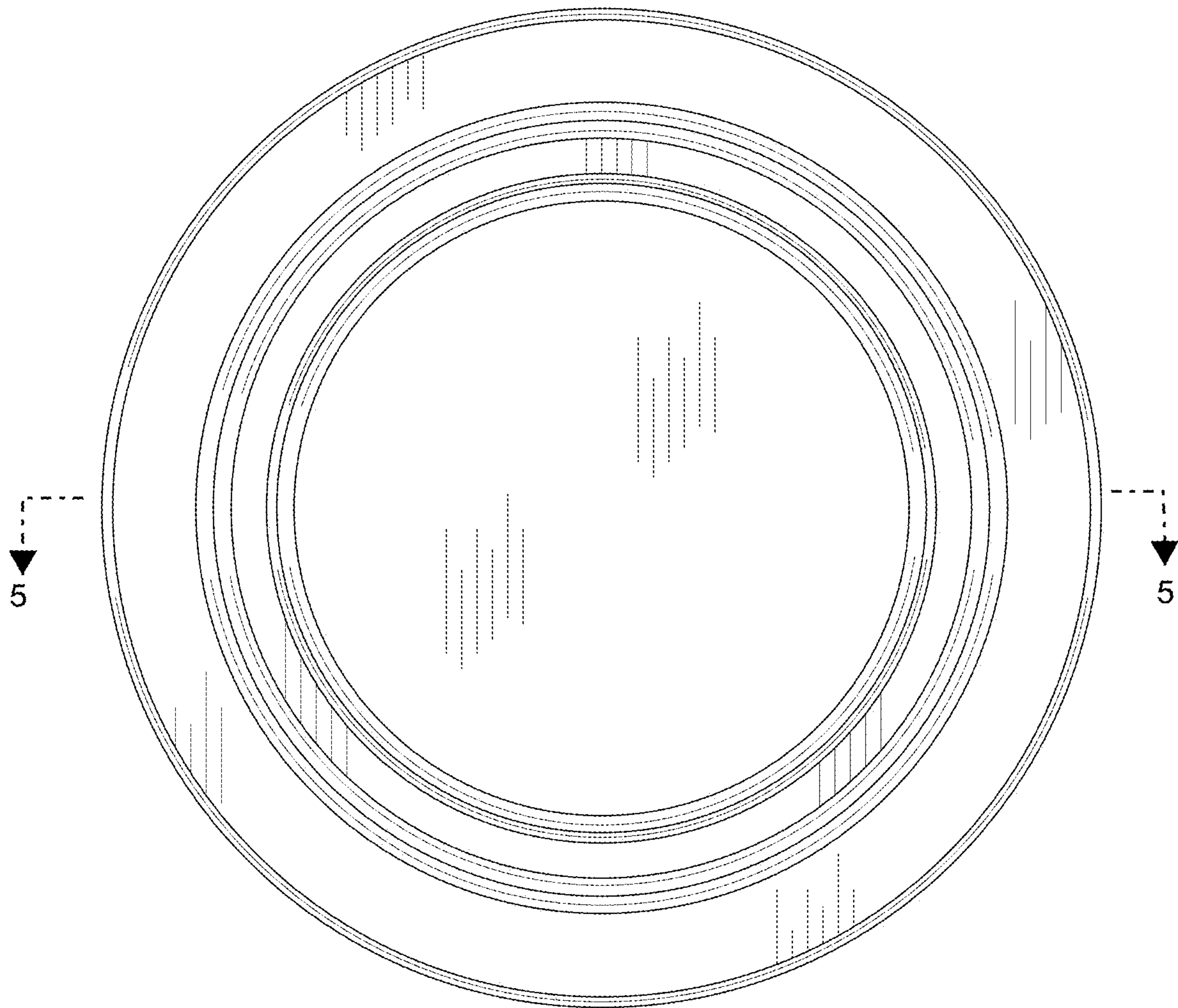


FIG. 2




FIG. 3




FIG. 4

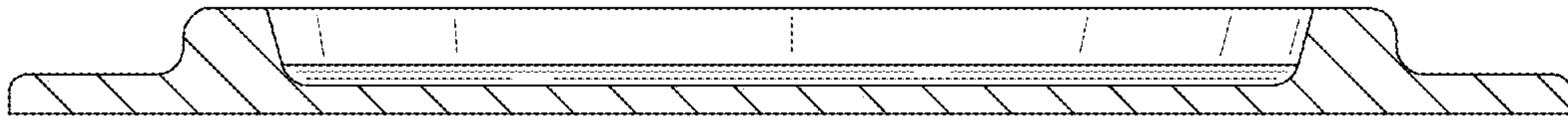


FIG. 5

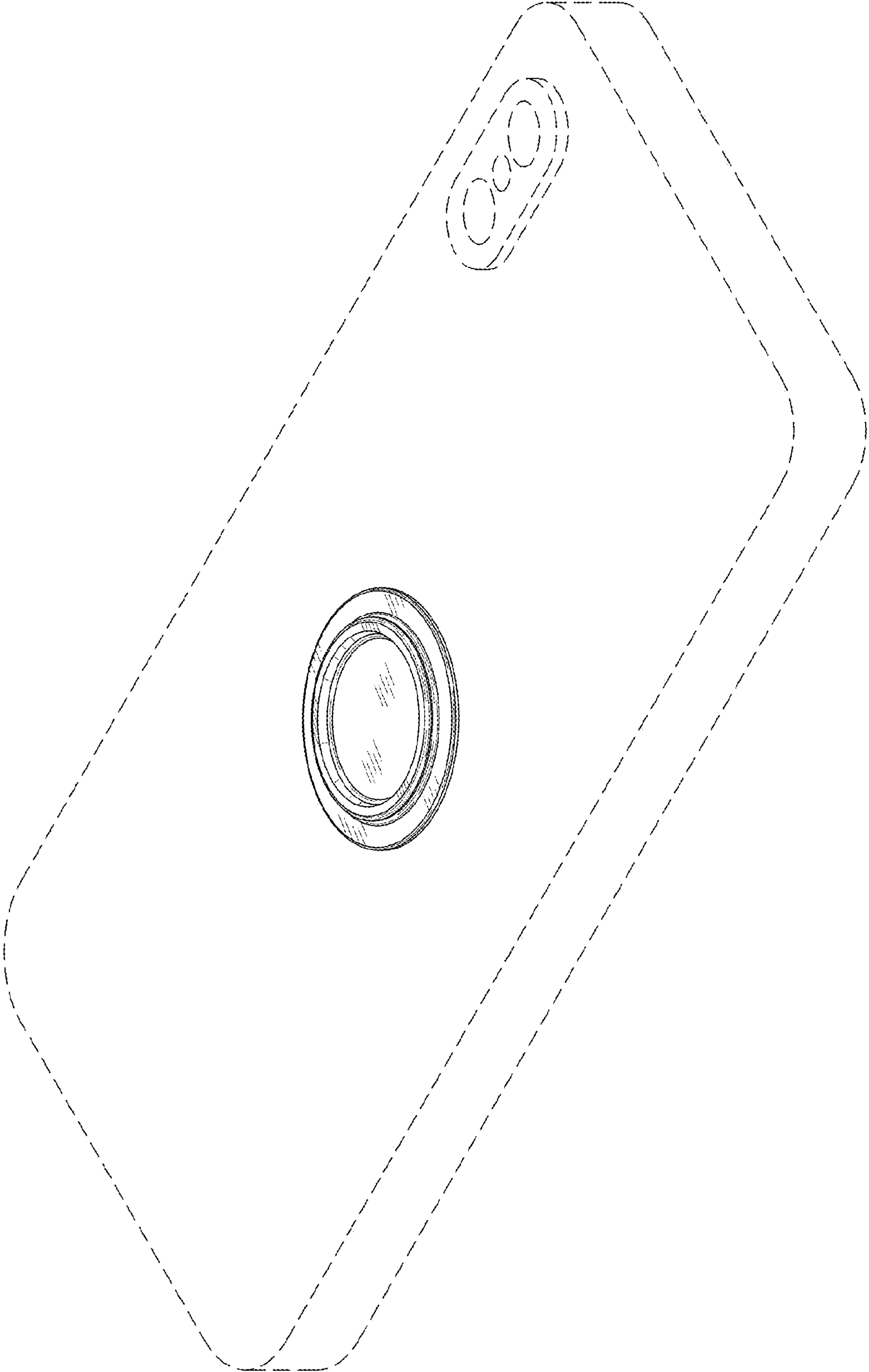


FIG. 6

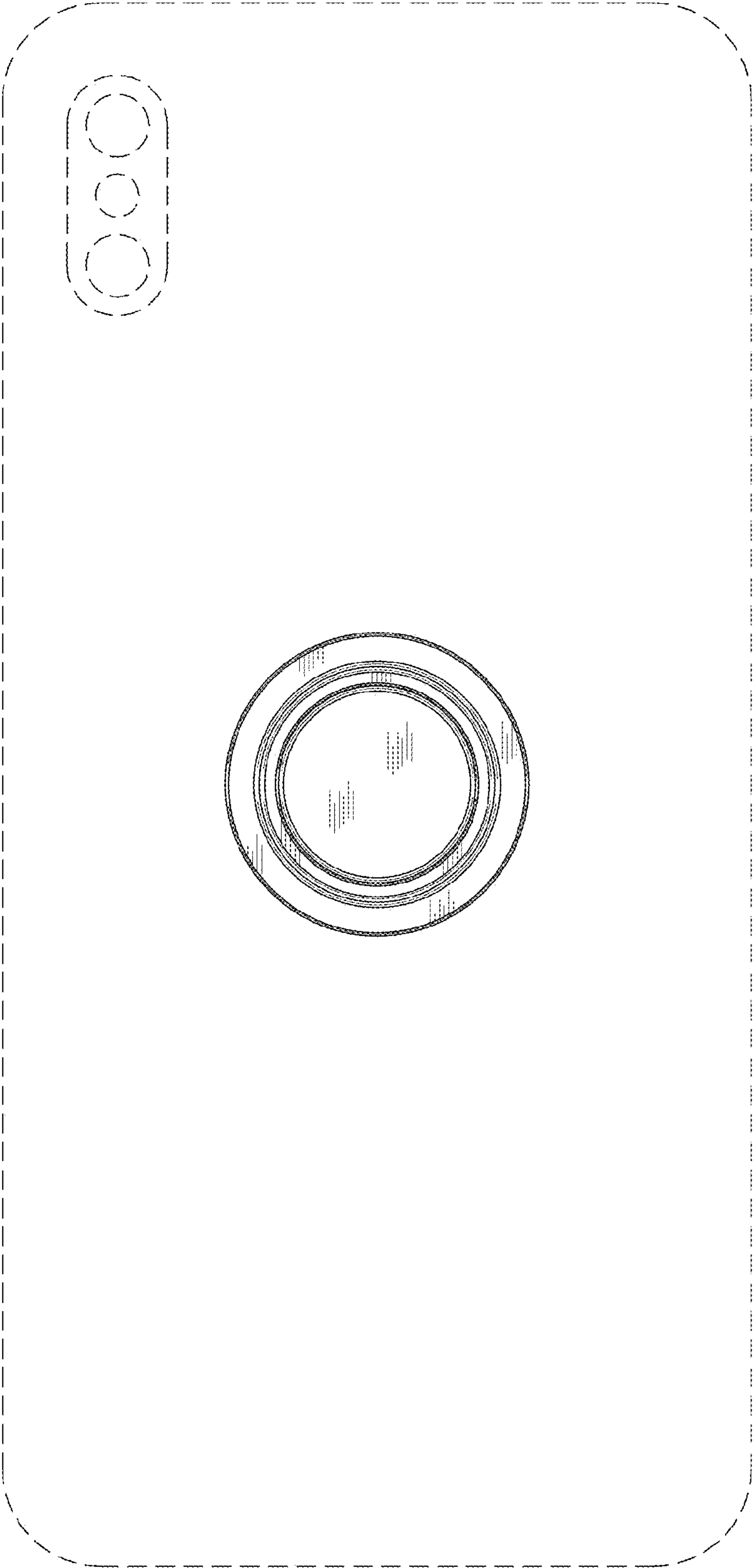


FIG. 7




FIG. 8




FIG. 9




FIG. 10




FIG. 11