



US00D912009S

(12) **United States Design Patent** (10) **Patent No.:** **US D912,009 S**
Gholekar et al. (45) **Date of Patent:** **** Mar. 2, 2021**

(54) **AUDIO PLAYER**

(71) Applicant: **SAREGAMA INDIA LIMITED**, West Bengal (IN)

(72) Inventors: **Amar Gholekar**, Mumbai (IN); **Kumar Ajit**, Mumbai (IN)

(73) Assignee: **SAREGAMA INDIA LIMITED**, Kolkata (IN)

(**) Term: **15 Years**

(21) Appl. No.: **29/700,203**

(22) Filed: **Jul. 31, 2019**

(30) **Foreign Application Priority Data**

Mar. 29, 2019 (IN) 316254-001

(51) **LOC (13) Cl.** **14-03**

(52) **U.S. Cl.**
USPC **D14/203.7; D14/496**

(58) **Field of Classification Search**
USPC D14/496-511, 168-172, 188-196,
D14/203.1-203.8, 204, 207, 209.1-216,
D14/217; 455/566, 575.1, 575.8, 93, 95,
455/100

CPC B60K 35/00; B60K 37/00; B60K 37/02;
B60K 37/06; B60R 11/02; G11B 17/02;
G11B 17/04

See application file for complete search history.

(56) **References Cited**

U.S. PATENT DOCUMENTS

D497,618 S * 10/2004 Andre D14/203.7
7,333,092 B2 * 2/2008 Zadesky G06F 1/1626
455/566

D570,875 S * 6/2008 Sheba D14/496
D578,139 S * 10/2008 Sheba D14/496
D593,535 S * 6/2009 Sheba D14/203.3
D593,536 S * 6/2009 Andre D14/203.1
D610,126 S * 2/2010 Andre D14/203.7
D615,526 S * 5/2010 Andre D14/203.7
D618,662 S * 6/2010 Lee D14/203.7
D618,663 S * 6/2010 Lee D14/203.7
D620,473 S * 7/2010 Lee D14/203.7
D625,286 S * 10/2010 Hibino D14/203.3
D638,395 S * 5/2011 Finnegan D14/203.7
D650,355 S * 12/2011 Andre D14/203.7
D653,648 S * 2/2012 Andre D14/203.7
D659,671 S * 5/2012 Andre D14/203.7

* cited by examiner

Primary Examiner — Sandra L Morris

(74) *Attorney, Agent, or Firm* — Birch, Stewart, Kolasch & Birch, LLP

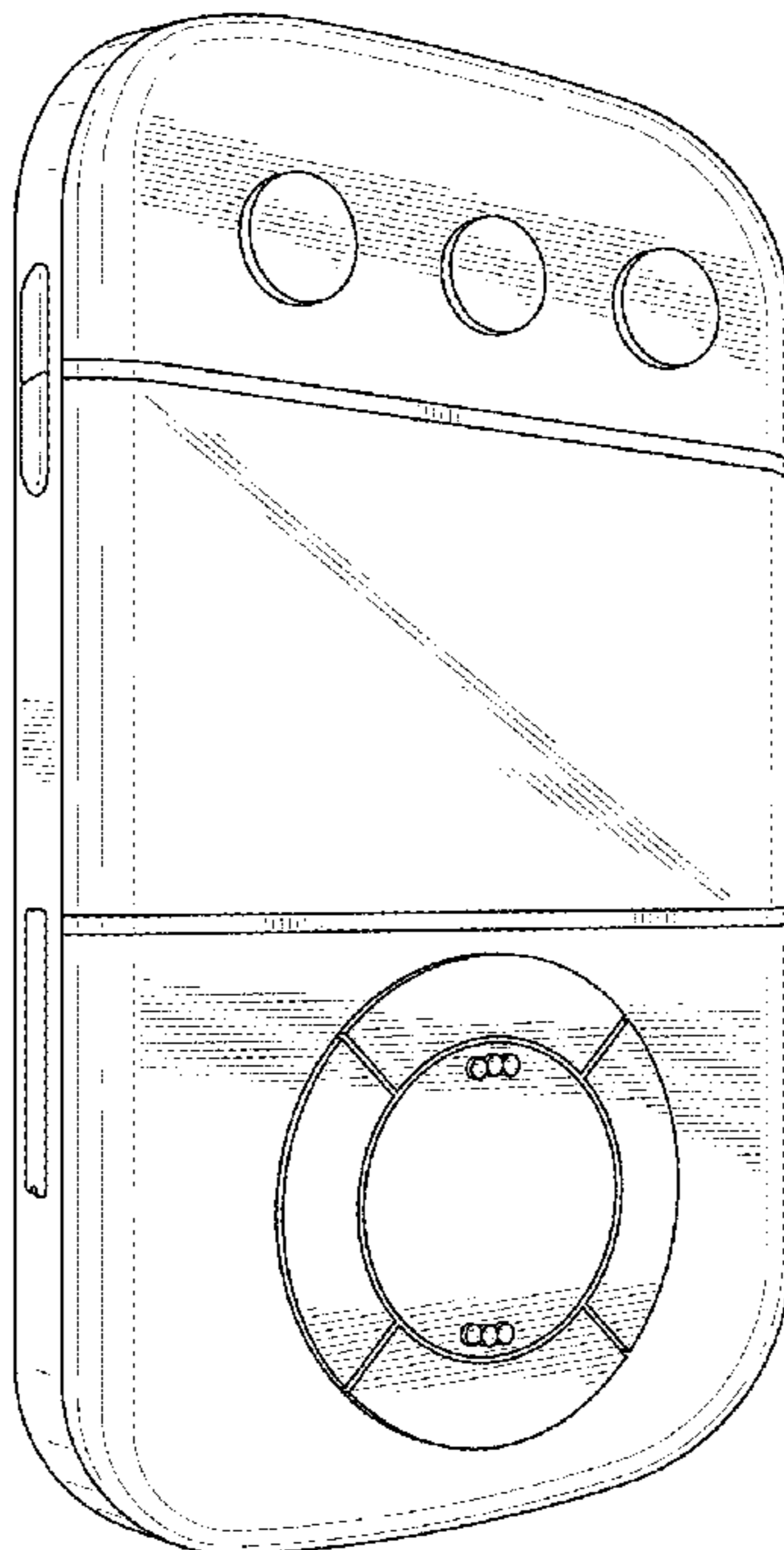
(57) **CLAIM**

The ornamental design for an audio player, as shown and described.

DESCRIPTION

FIG. 1 is a front, left perspective view of the audio player showing my new design;
FIG. 2 is a front view thereof;
FIG. 3 is a rear view thereof;
FIG. 4 is a left side view thereof;
FIG. 5 is a right side view thereof;
FIG. 6 is a top plan view thereof; and,
FIG. 7 is a bottom view thereof.
The broken lines shown in FIG. 7 depict portions of the audio player that form no part of the claimed design.

1 Claim, 6 Drawing Sheets



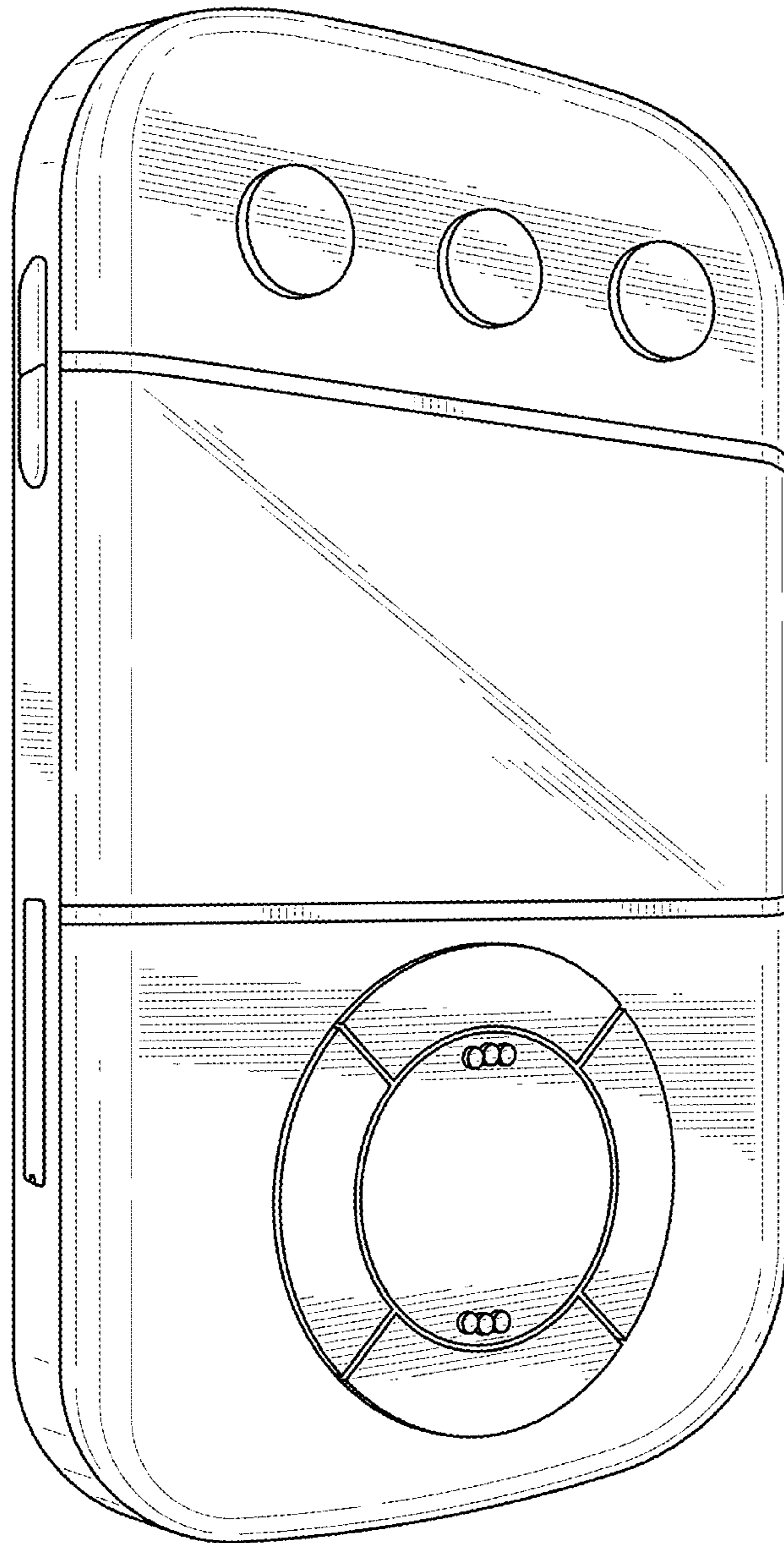


FIG.1

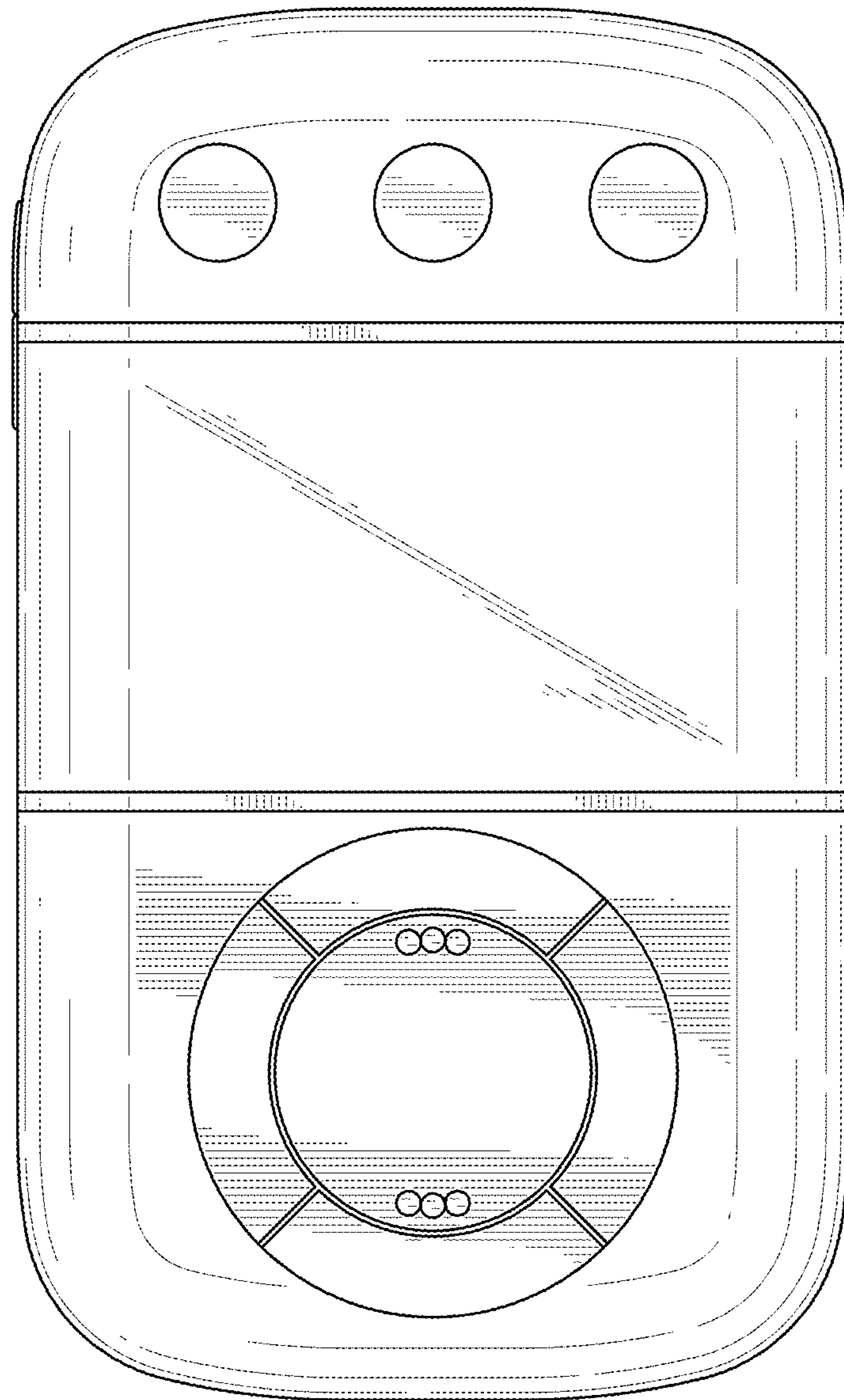


FIG.2




FIG.3

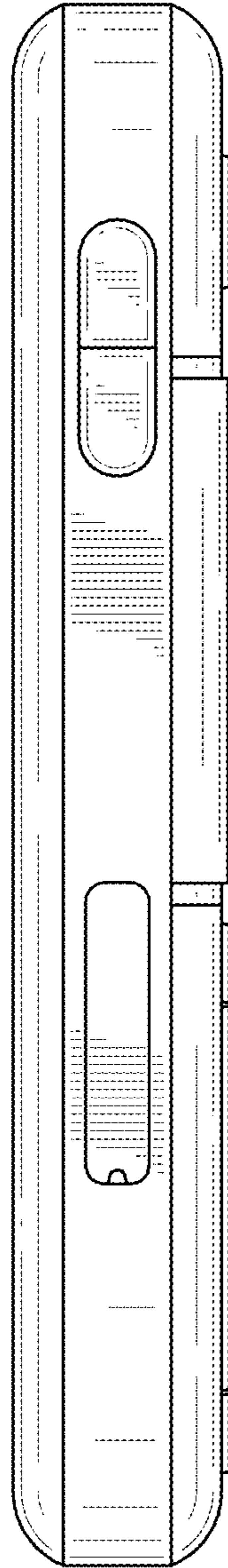


FIG.4

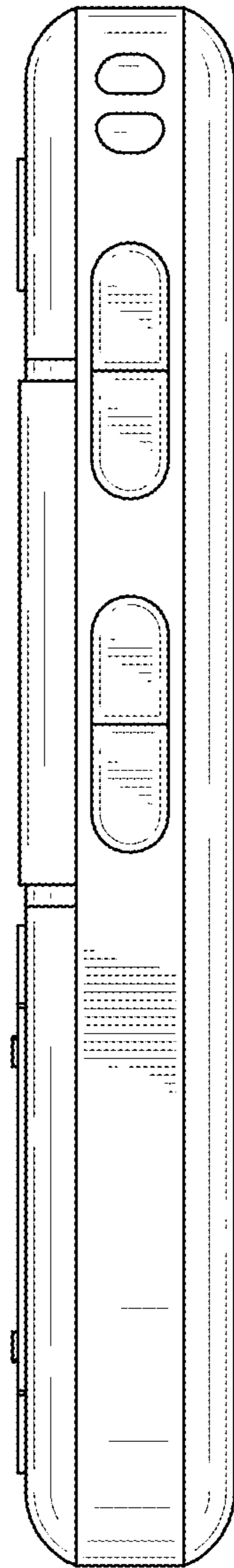


FIG.5

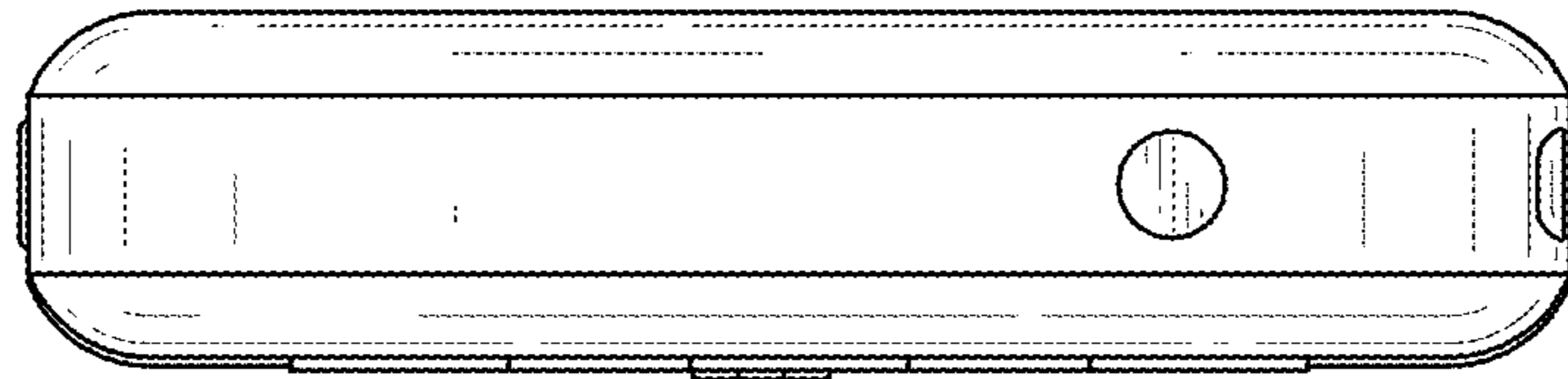


FIG.6

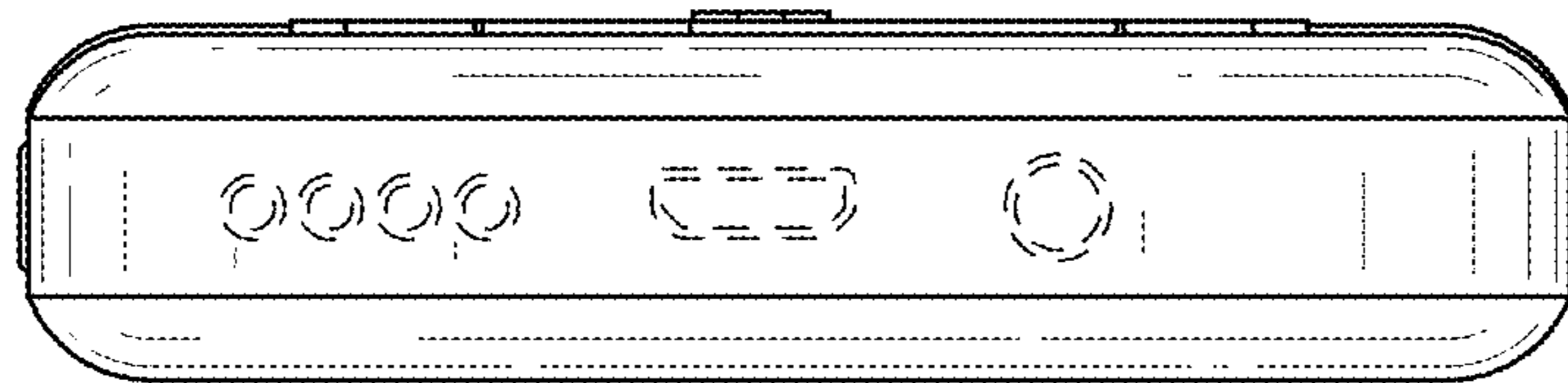


FIG.7