



US00D912003S

(12) **United States Design Patent** (10) **Patent No.:** **US D912,003 S**
Seo (45) **Date of Patent:** **** Mar. 2, 2021**

(54) **ELECTRONIC DEVICE**

(74) *Attorney, Agent, or Firm* — McAndrews Held & Malloy, Ltd.

(71) Applicant: **Samsung Electronics Co., Ltd.**, Suwon-si (KR)

(57) **CLAIM**

(72) Inventor: **Jaehun Seo**, Suwon-si (KR)

The ornamental design for an electronic device, as shown and described.

(73) Assignee: **SAMSUNG ELECTRONICS CO., LTD.**, Suwon-si (KR)

DESCRIPTION

(**) Term: **15 Years**

FIG. 1 is a front perspective view of a first embodiment of an electronic device showing my new design;

(21) Appl. No.: **29/694,688**

FIG. 2 is a front view thereof;

(22) Filed: **Jun. 12, 2019**

FIG. 3 is a rear view thereof;

(30) **Foreign Application Priority Data**

FIG. 4 is a left-side view thereof;

Dec. 14, 2018 (KR) 30-2018-0059249

FIG. 5 is a right-side view thereof;

(51) **LOC (13) Cl.** **14-03**

FIG. 6 is a top view thereof;

(52) **U.S. Cl.**

FIG. 7 is a bottom view thereof;

USPC **D14/138 G**

FIG. 8 is a rear perspective view thereof;

(58) **Field of Classification Search**

FIG. 9 is a front perspective view of a second embodiment of an electronic device showing my new design;

USPC D14/138 G, 138 AD, 138 AB, 248, 341, D14/371, 374, 138 R, 138 AA, 138 AC, D14/138 C, 247

FIG. 10 is a front view thereof;

(Continued)

FIG. 11 is a rear view thereof;

(56) **References Cited**

FIG. 12 is a left-side view thereof;

U.S. PATENT DOCUMENTS

FIG. 13 is a right-side view thereof;

D509,202 S * 9/2005 Lee D14/138 AD
D568,285 S * 5/2008 Lee D14/138 G

FIG. 14 is a top view thereof;

(Continued)

FIG. 15 is a bottom view thereof;

OTHER PUBLICATIONS

FIG. 16 is a rear perspective view thereof;

Samsung Galaxy A60, announced Apr. 2019, [online], [retrieved on Oct. 16, 2020]. Retrieved from Internet, <URL: <http://www.gsmarena.com>>.*

FIG. 17 is a front perspective view of a third embodiment of an electronic device showing my new design;

(Continued)

FIG. 18 is a front view thereof;

Primary Examiner — Bridget L Eland

FIG. 19 is a rear view thereof;

(Continued)

FIG. 20 is a left-side view thereof;

FIG. 21 is a right-side view thereof;

FIG. 22 is a top view thereof;

FIG. 23 is a bottom view thereof;

FIG. 24 is a rear perspective view thereof;

FIG. 25 is a front perspective view of a fourth embodiment of an electronic device showing my new design;

FIG. 26 is a front view thereof;

FIG. 27 is a rear view thereof;

FIG. 28 is a left-side view thereof;

FIG. 29 is a right-side view thereof;

FIG. 30 is a top view thereof;

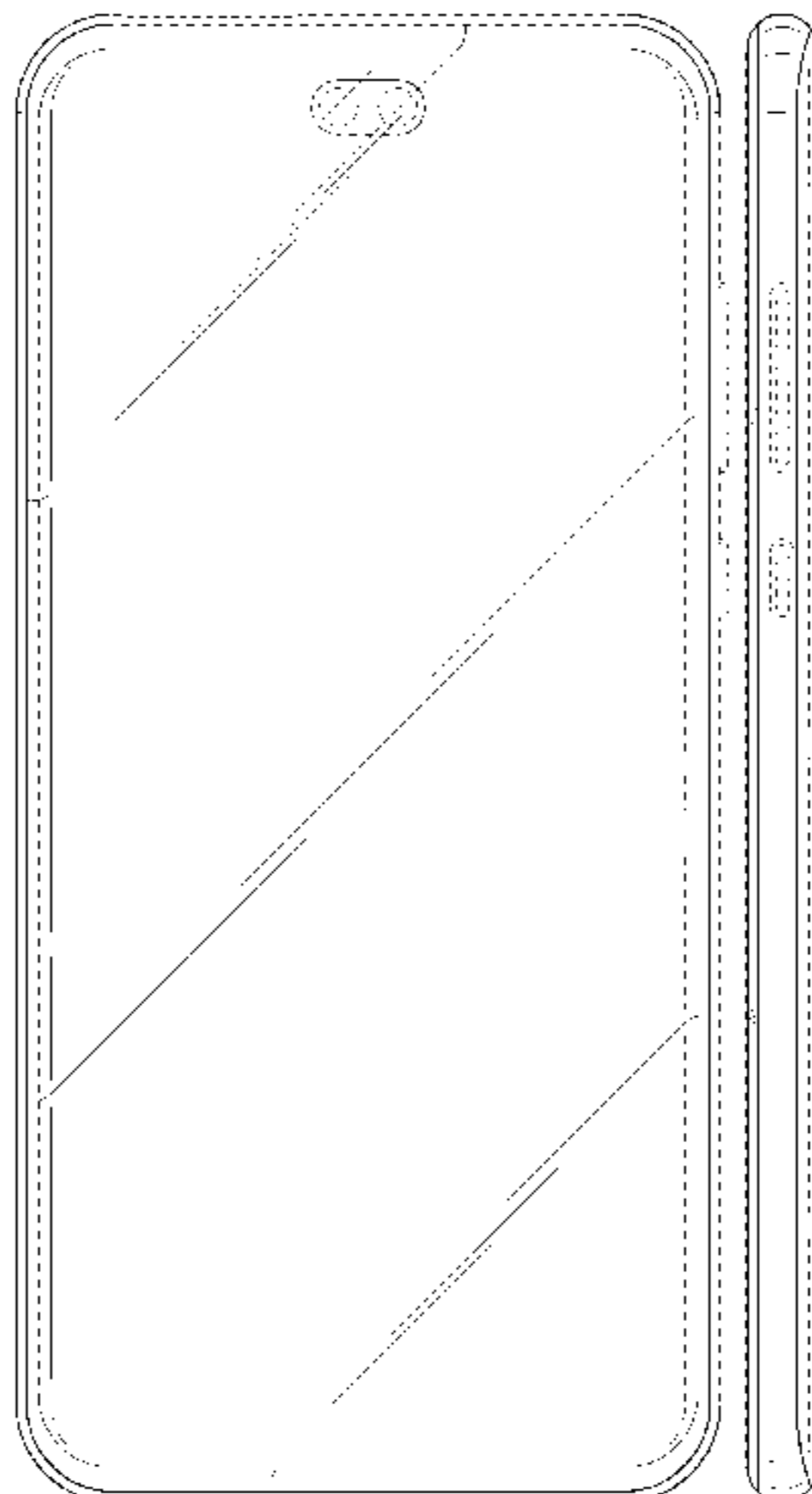


FIG. 31 is a bottom view thereof;
 FIG. 32 is a rear perspective view thereof;
 FIG. 33 is a front perspective view of a fifth embodiment of an electronic device showing my new design;
 FIG. 34 is a front view thereof;
 FIG. 35 is a rear view thereof;
 FIG. 36 is a left-side view thereof;
 FIG. 37 is a right-side view thereof;
 FIG. 38 is a top view thereof;
 FIG. 39 is a bottom view thereof;
 FIG. 40 is a rear perspective view thereof;
 FIG. 41 is a front perspective view of a sixth embodiment of an electronic device showing my new design;
 FIG. 42 is a front view thereof;
 FIG. 43 is a rear view thereof;
 FIG. 44 is a left-side view thereof;
 FIG. 45 is a right-side view thereof;
 FIG. 46 is a top view thereof;
 FIG. 47 is a bottom view thereof;
 FIG. 48 is a rear perspective view thereof;
 FIG. 49 is a front perspective view of a seventh embodiment of an electronic device showing my new design;
 FIG. 50 is a front view thereof;
 FIG. 51 is a rear view thereof;
 FIG. 52 is a left-side view thereof;
 FIG. 53 is a right-side view thereof;
 FIG. 54 is a top view thereof;
 FIG. 55 is a bottom view thereof;
 FIG. 56 is a rear perspective view thereof;
 FIG. 57 is a front perspective view of an eighth embodiment of an electronic device showing my new design;
 FIG. 58 is a front view thereof;
 FIG. 59 is a rear view thereof;
 FIG. 60 is a left-side view thereof;
 FIG. 61 is a right-side view thereof;
 FIG. 62 is a top view thereof;
 FIG. 63 is a bottom view thereof; and,
 FIG. 64 is a rear perspective view thereof.
 The evenly-dashed broken lines in the drawings illustrate portions of the electronic device that form no part of the claimed design.

D794,594	S	*	8/2017	Seo	D14/138	G
D797,071	S	*	9/2017	Seo	D14/138	G
D800,710	S	*	10/2017	Ryu	D14/248	
D802,553	S	*	11/2017	Berneth	D14/138	G
D806,705	S	*	1/2018	Akana	D14/341	
D828,322	S	*	9/2018	Ryu	D14/138	G
D833,406	S	*	11/2018	Kim	D14/138	G
D847,776	S	*	5/2019	Ryu	D14/138	G
D849,707	S	*	5/2019	Choi	D14/138	G
D857,643	S	*	8/2019	Choi	D14/138	G
D859,381	S	*	9/2019	Lin	D14/248	
D859,382	S	*	9/2019	Yi	D14/248	
D859,383	S	*	9/2019	Yi	D14/248	
D863,307	S	*	10/2019	Yi	D14/432	
D863,308	S	*	10/2019	Yi	D14/432	
D865,732	S	*	11/2019	Park	D14/248	
D865,733	S	*	11/2019	Park	D14/248	
D865,735	S	*	11/2019	Park	D14/248	
D865,737	S	*	11/2019	Park	D14/248	
D866,497	S	*	11/2019	Kim	D14/138	G
D866,540	S	*	11/2019	Park	D14/248	
D867,314	S	*	11/2019	Mahonen	D14/138	G
D867,317	S	*	11/2019	Ha	D14/138	G
D868,763	S	*	12/2019	Kim	D14/248	
D870,061	S	*	12/2019	Mahonen	D14/138	G
D870,087	S	*	12/2019	Lin	D14/248	
D875,060	S	*	2/2020	Mahonen	D14/138	G
D883,942	S	*	5/2020	Cha	D14/138	G
D883,947	S	*	5/2020	Zhu	D14/138	G
D886,755	S	*	6/2020	Park	D14/138	G
D886,757	S	*	6/2020	Cho	D14/138	G
D890,111	S	*	7/2020	Park	D14/138	G
D890,112	S	*	7/2020	Park	D14/138	G
D890,712	S	*	7/2020	Liu	D14/138	G
D891,386	S	*	7/2020	Liu	D14/138	G
D892,780	S	*	8/2020	Park	D14/248	
D892,781	S	*	8/2020	Park	D14/248	
D892,782	S	*	8/2020	Liu	D14/248	
D894,857	S	*	9/2020	Cha	D14/138	G
D894,858	S	*	9/2020	Park	D14/138	G
D894,859	S	*	9/2020	Park	D14/138	G
D894,885	S	*	9/2020	Park	D14/248	
D897,303	S	*	9/2020	Gong	D14/138	G
D897,305	S	*	9/2020	Ryu	D14/138	G
D897,980	S	*	10/2020	Wu	D14/138	G
2012/0175506	A1	*	7/2012	Wittenberg	H03K 17/9631	
						250/216	
2013/0058039	A1	*	3/2013	Lee	G06F 1/203	
						361/690	

1 Claim, 48 Drawing Sheets

(58) **Field of Classification Search**
 CPC H04M 1/0202; H04M 1/0235; H04M 1/0237; H04M 1/0239; H04M 1/0266; H04M 1/0268; H04M 1/027; H04M 1/0295; H04M 1/02; H04M 1/0279; H04M 1/0283
 See application file for complete search history.

(56) **References Cited**

U.S. PATENT DOCUMENTS

D613,722	S	*	4/2010	Kaneta	D14/138	G
D616,852	S	*	6/2010	Kim	D14/138	AD
D665,762	S	*	8/2012	Fujimura	D14/138	G
D722,038	S	*	2/2015	Cheng	D14/138	G
D723,492	S	*	3/2015	Kim	D14/138	G
D744,450	S	*	12/2015	Kim	D14/138	G
D784,281	S	*	4/2017	Ryu	D14/138	G

OTHER PUBLICATIONS

Samsung Galaxy M40, announced Jun. 2019, [online], [retrieved on Oct. 5, 2020]. Retrieved from Internet ,<URL: <http://www.gsmarena.com>>.*
 Samsung Galaxy S10e, announced Feb. 20, 2019, [online], [retrieved on Oct. 16, 2020]. Retrieved from Internet ,<URL: <http://www.gsmarena.com>>.*
 Samsung Galaxy S10+, announced Feb. 20, 2019, [online], [retrieved on Oct. 16, 2020]. Retrieved from Internet ,<URL: <http://www.gsmarena.com>>.*
 Samsung Galaxy S10 5G, announced Feb. 2019, [online], [retrieved on Oct. 16, 2020]. Retrieved from Internet ,<URL: <http://www.gsmarena.com>>.*
 Samsung Galaxy A11, announced Mar. 13, 2020, [online], [retrieved on Oct. 5, 2020]. Retrieved from Internet ,<URL: <http://www.gsmarena.com>>.*
 Samsung Galaxy M11, announced Mar. 30, 2020, [online], [retrieved on Oct. 5, 2020]. Retrieved from Internet ,<URL: <http://www.gsmarena.com>>.*

* cited by examiner

FIG. 1

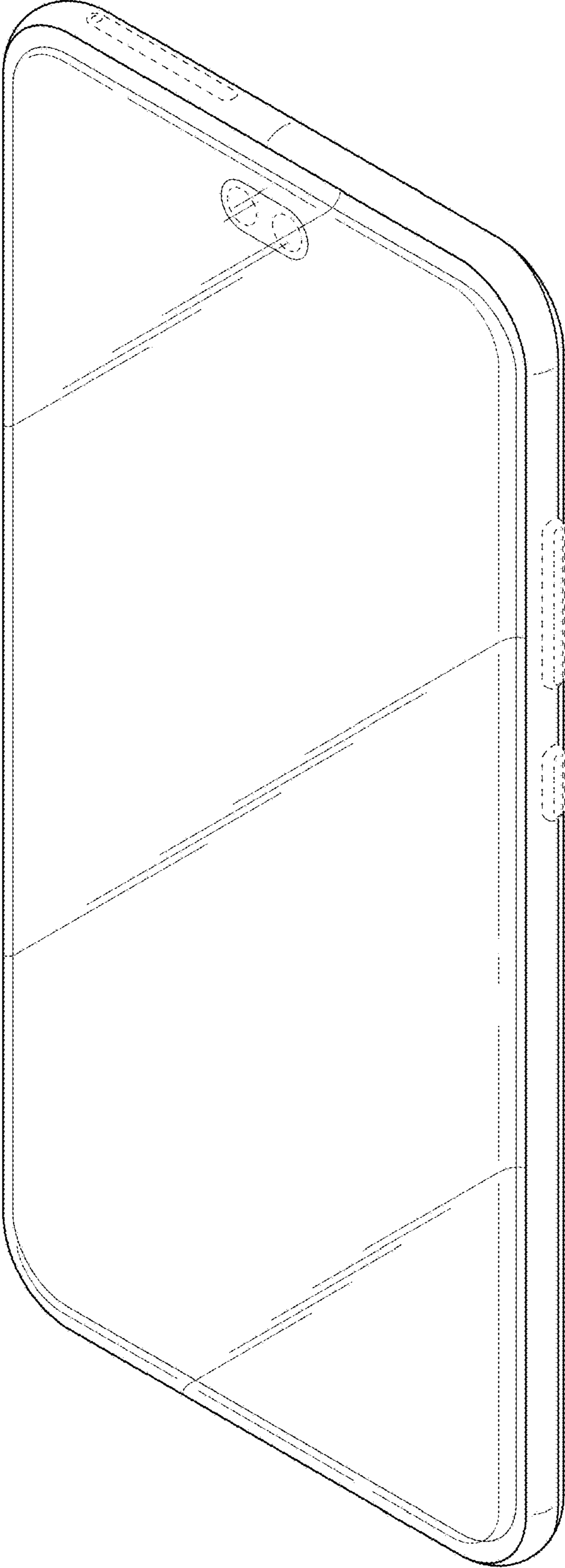


FIG.2




FIG.3




FIG.4

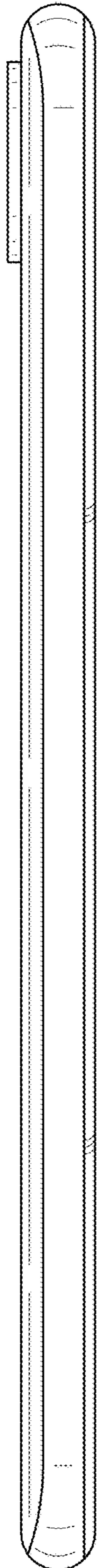


FIG.5




FIG.6

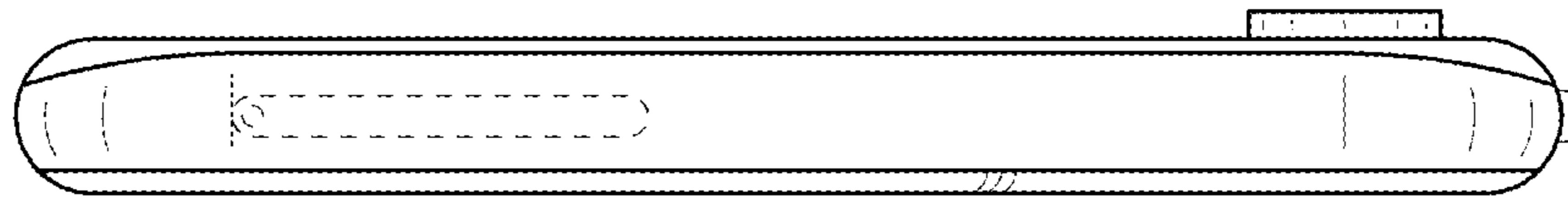


FIG.7

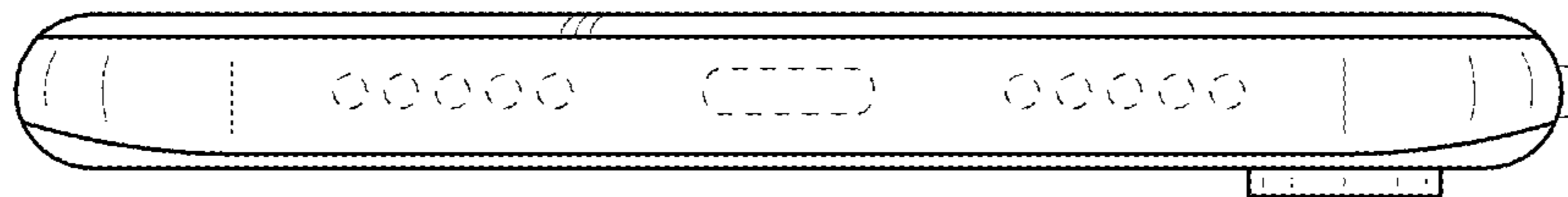


FIG.8




FIG.9

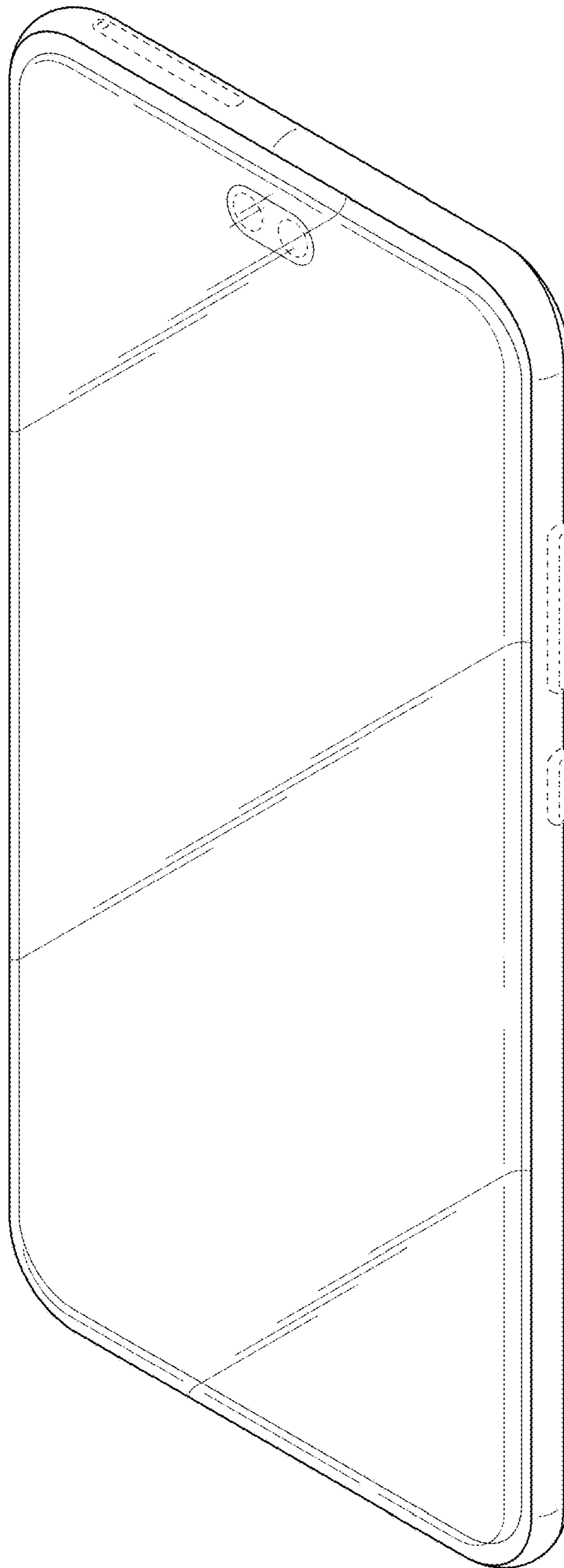


FIG.10




FIG.11




FIG.12

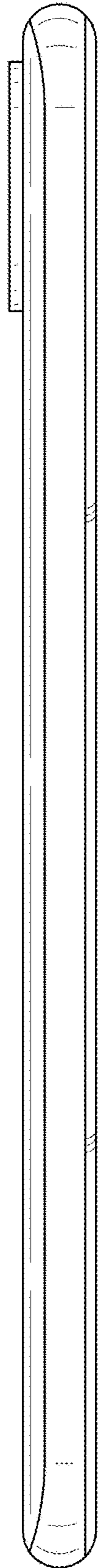


FIG.13

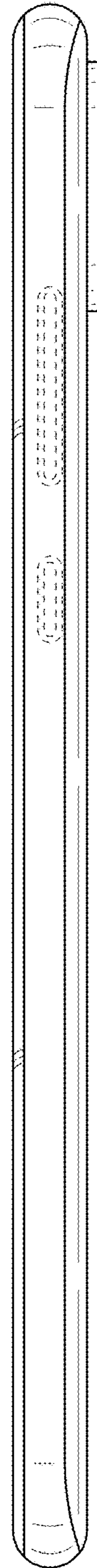


FIG.14

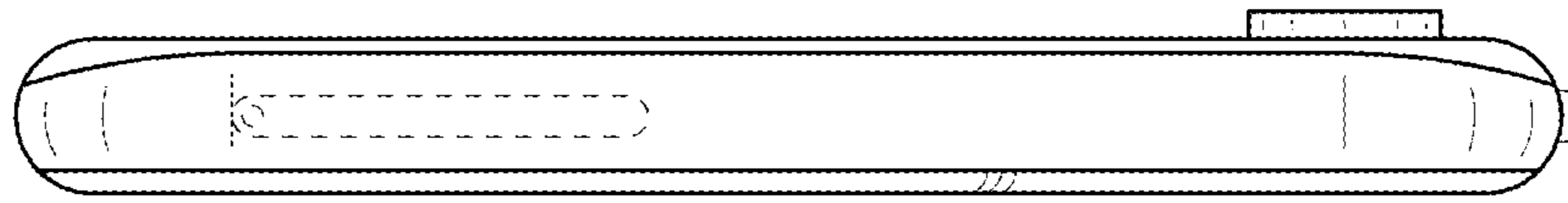


FIG.15

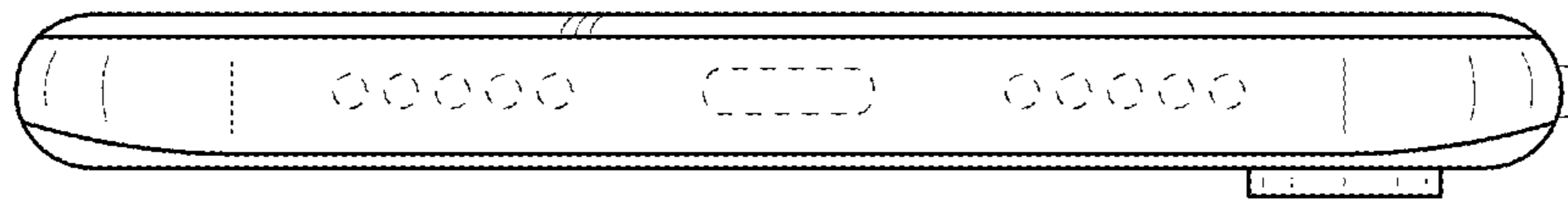


FIG.16




FIG.17

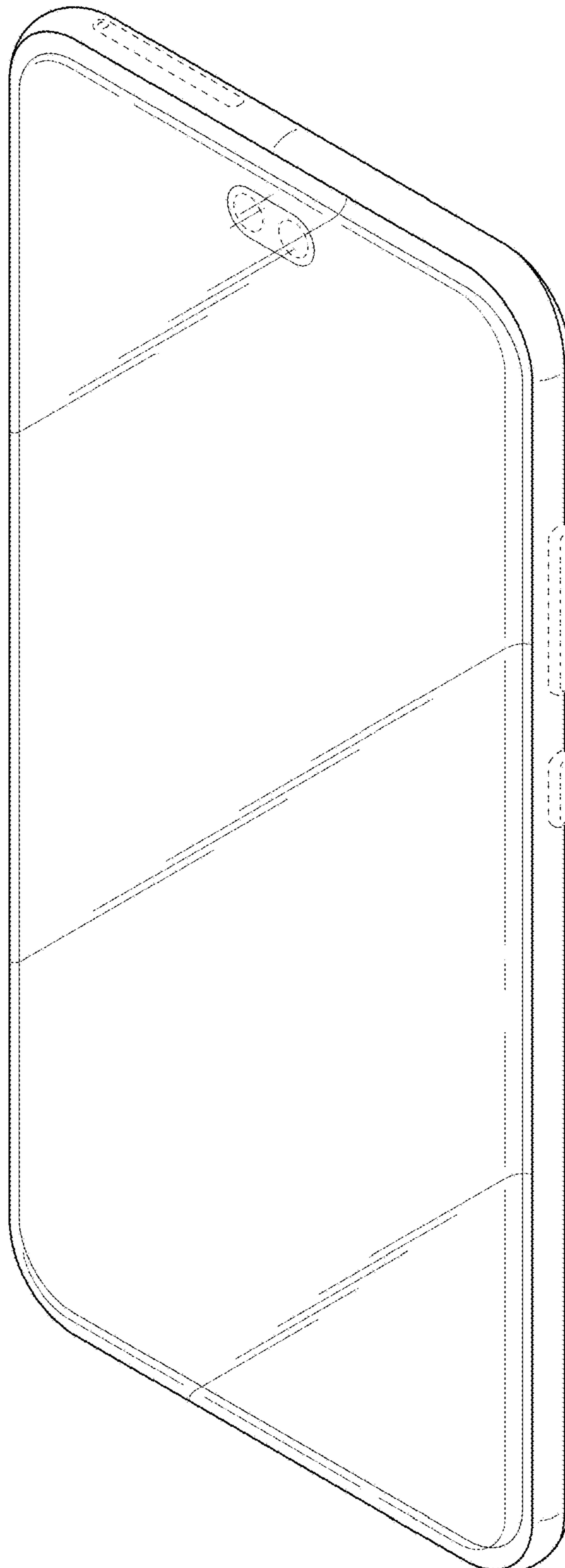


FIG.18




FIG.19




FIG.20

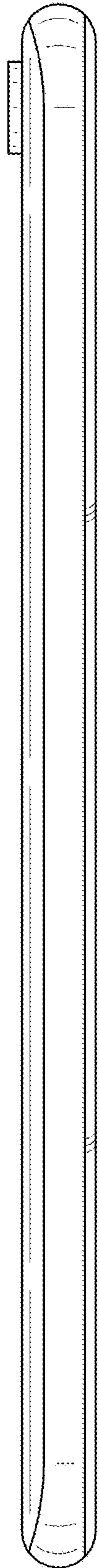


FIG.21

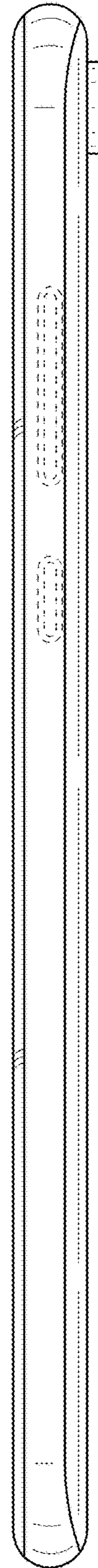


FIG.22

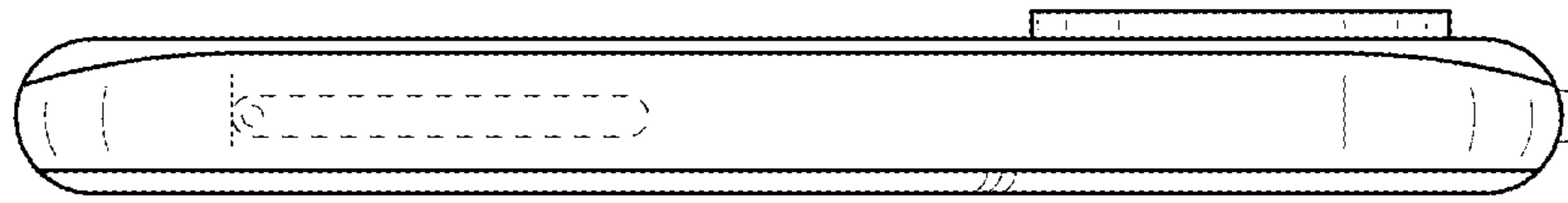


FIG.23

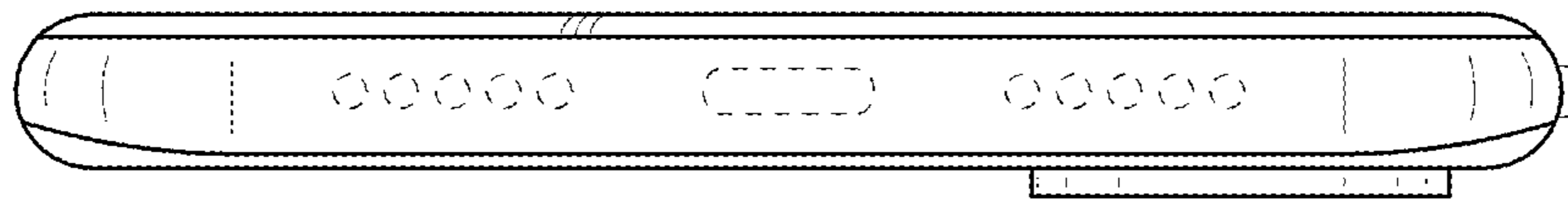


FIG.24




FIG.25

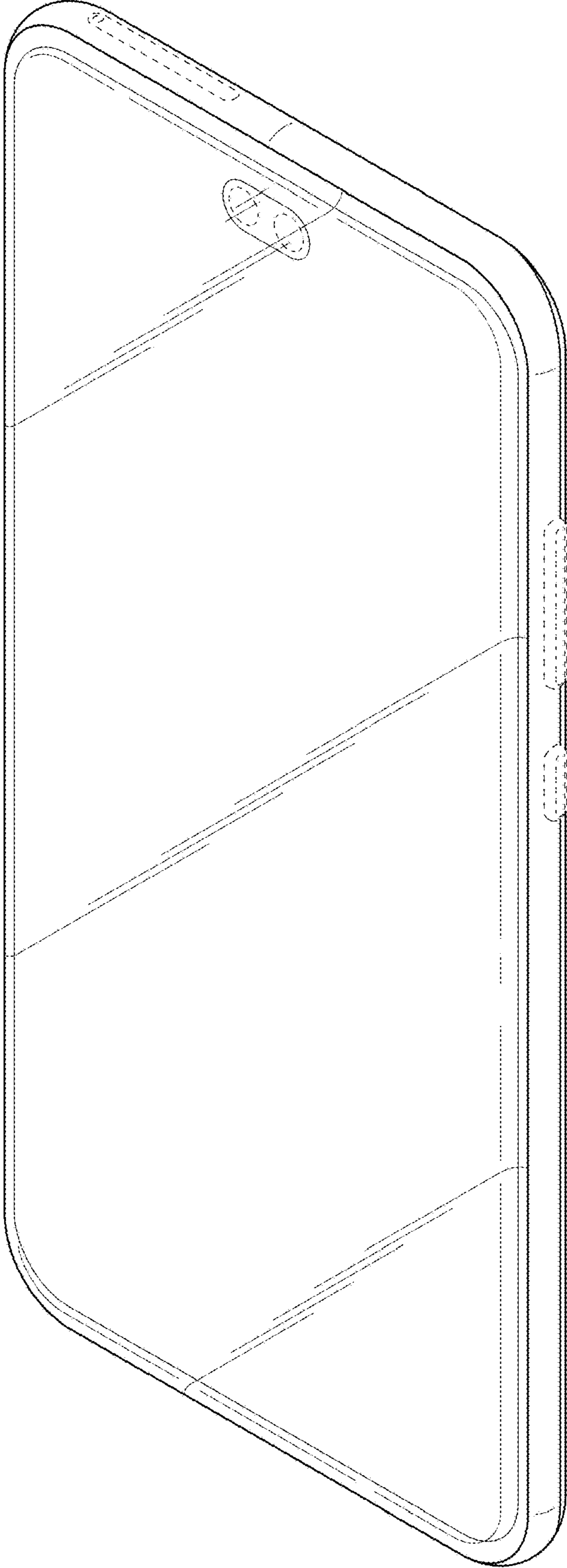


FIG.26




FIG.27




FIG.28




FIG.29

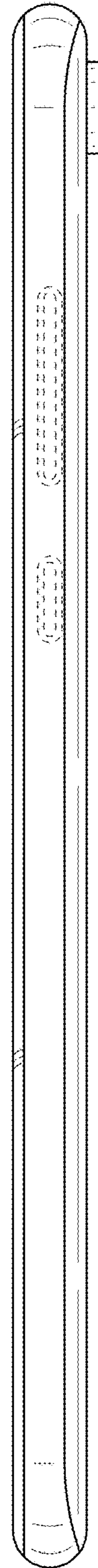


FIG.30

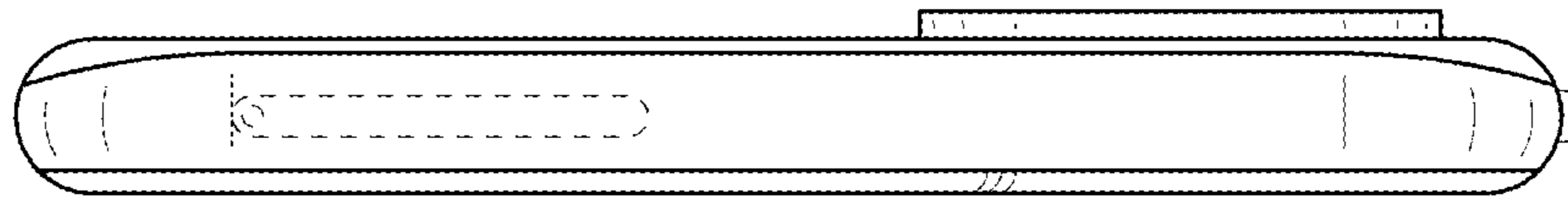


FIG.31

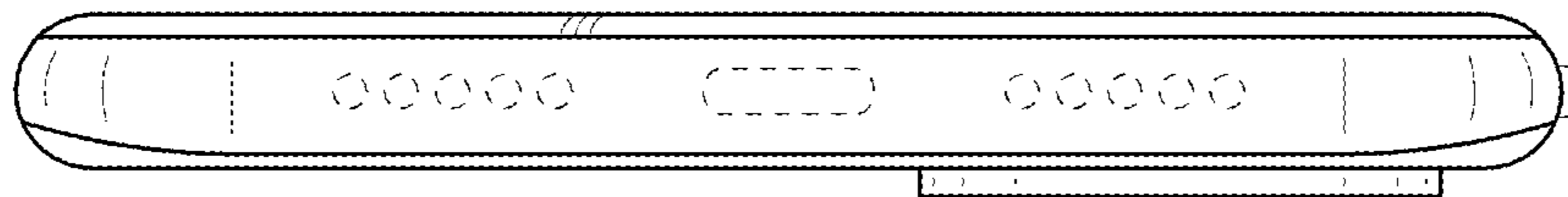


FIG.32




FIG.33

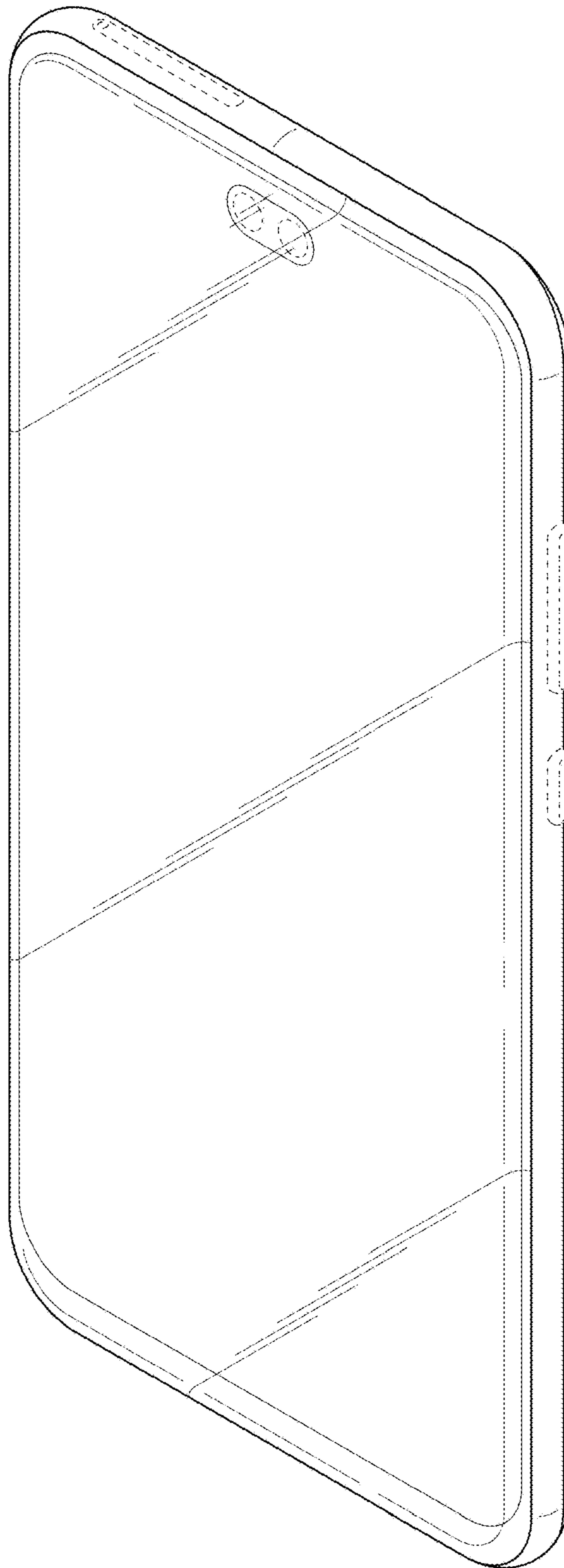


FIG.34




FIG.35




FIG.36




FIG.37

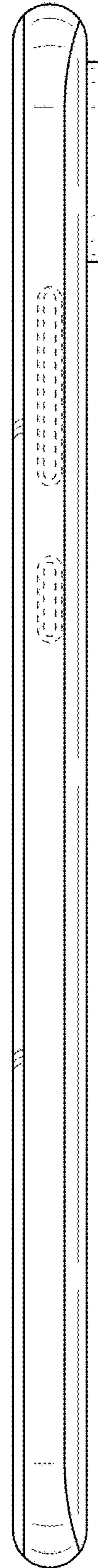


FIG.38




FIG.39

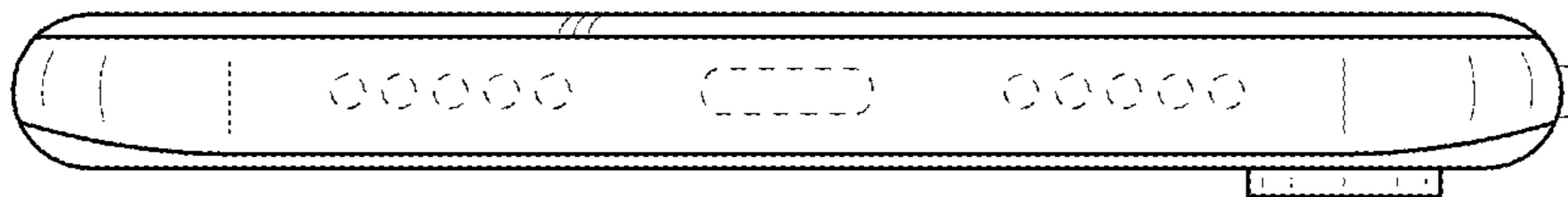


FIG.40




FIG.41

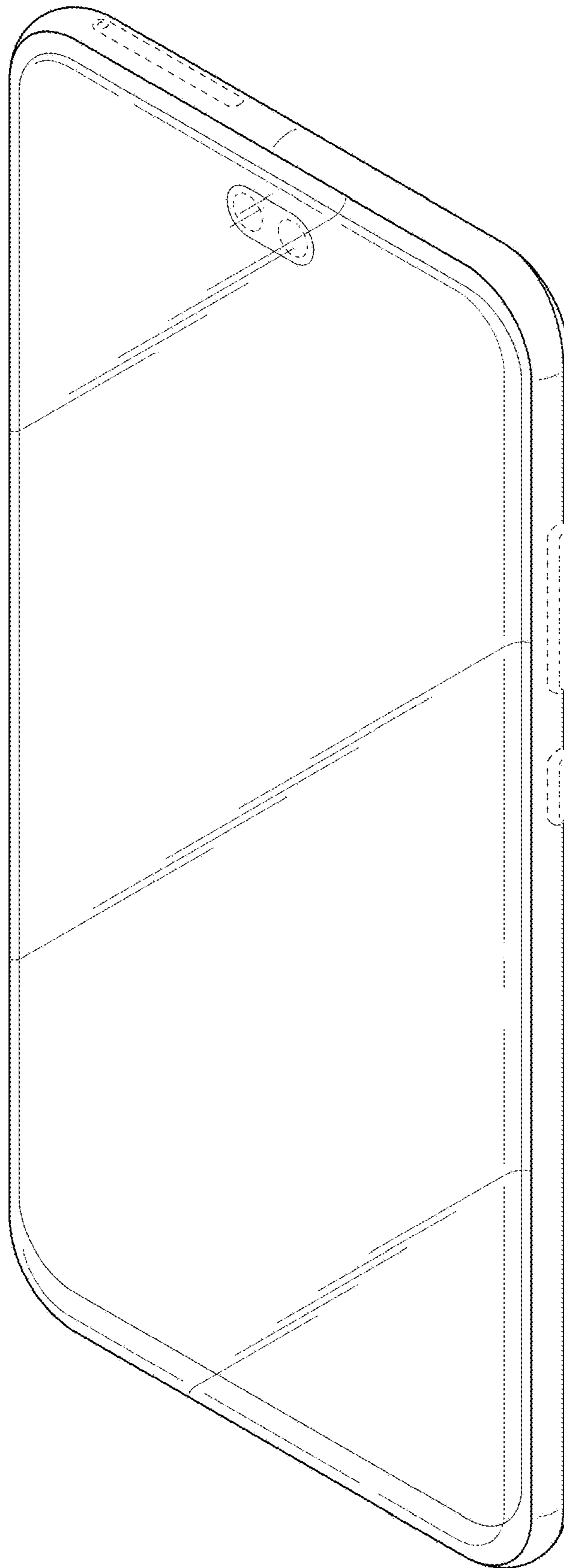


FIG.42




FIG.43




FIG.44

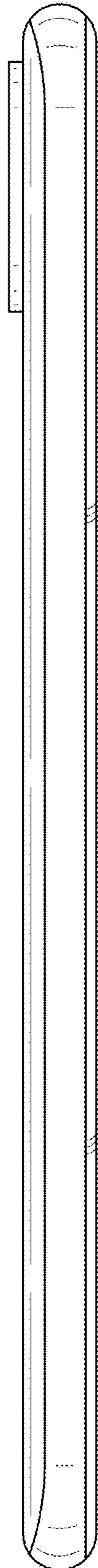


FIG.45




FIG.46

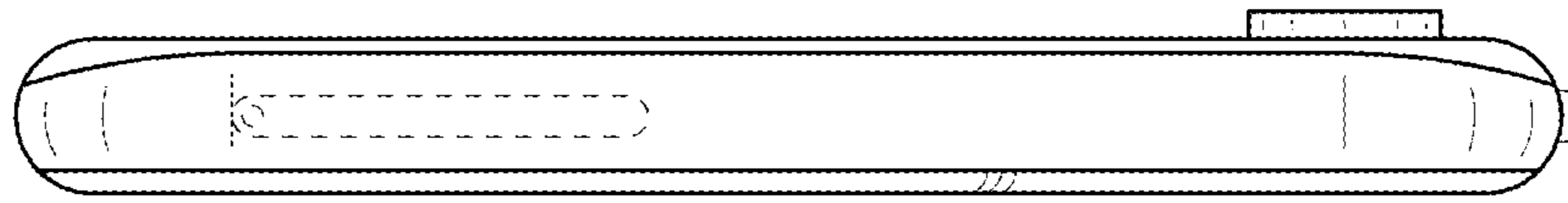


FIG.47

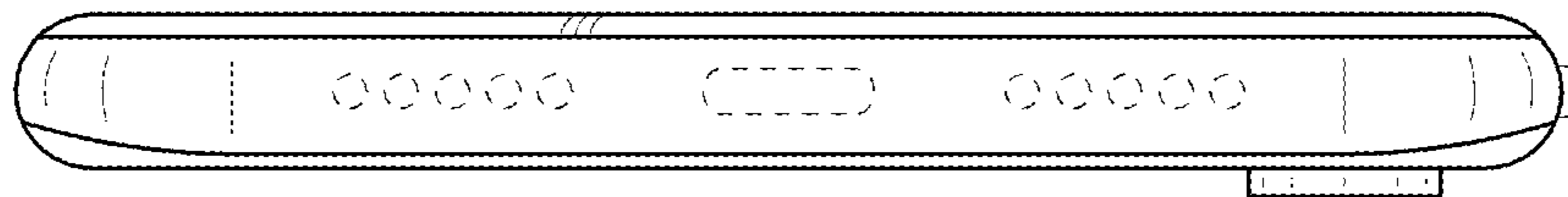


FIG.48




FIG.49

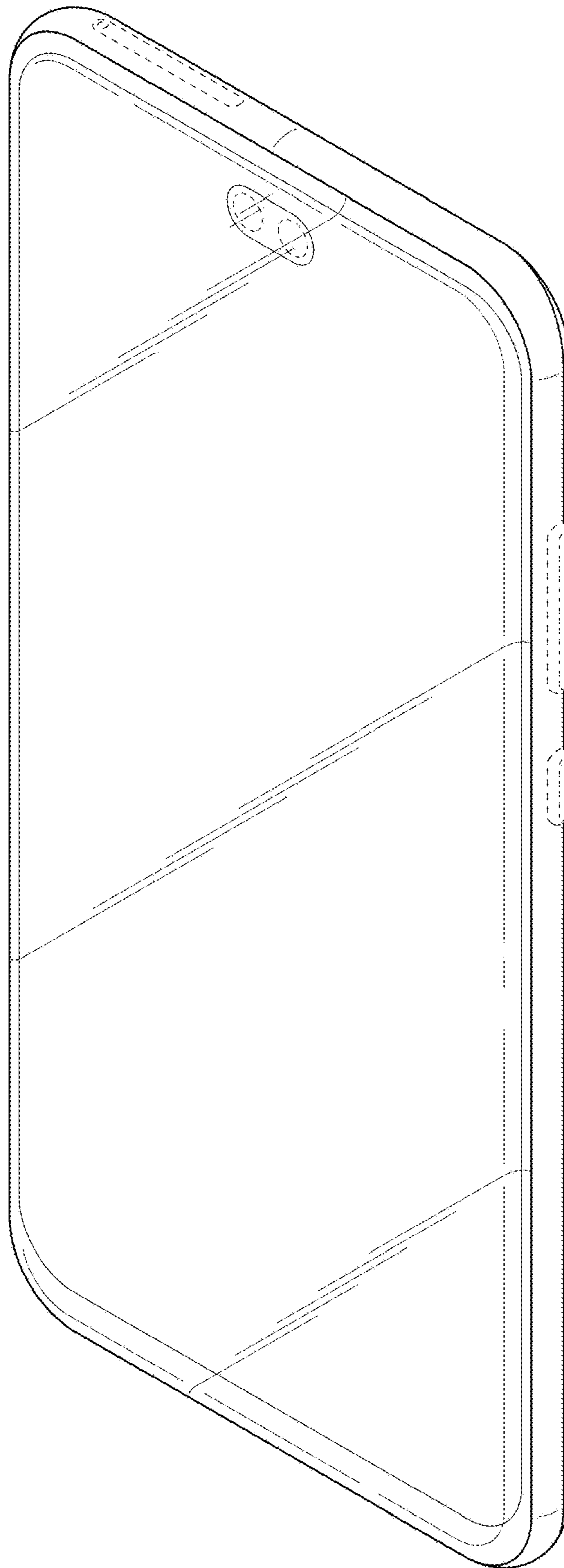


FIG.50




FIG.51




FIG.52

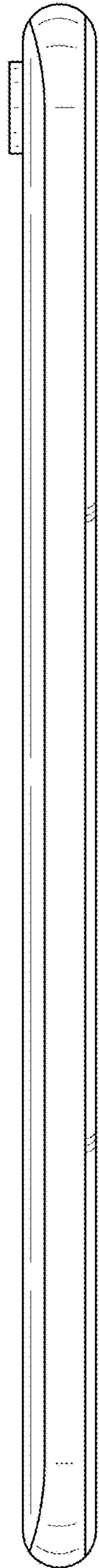


FIG.53

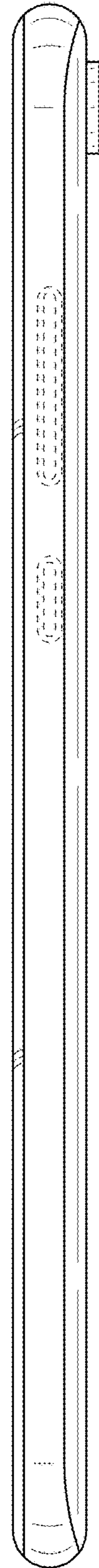


FIG.54

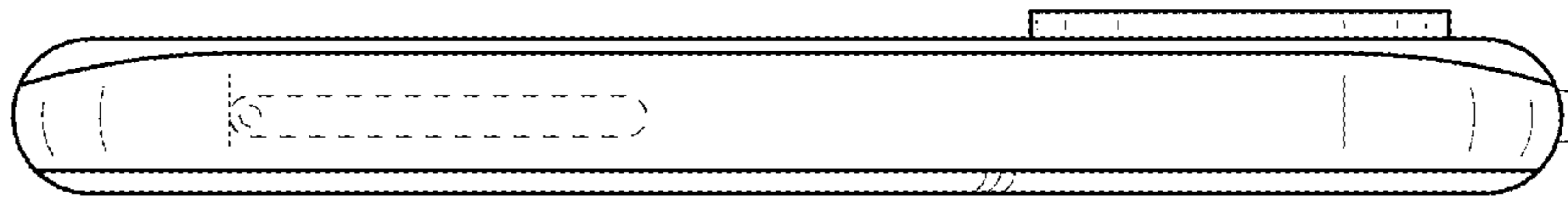


FIG.55




FIG.56




FIG.57

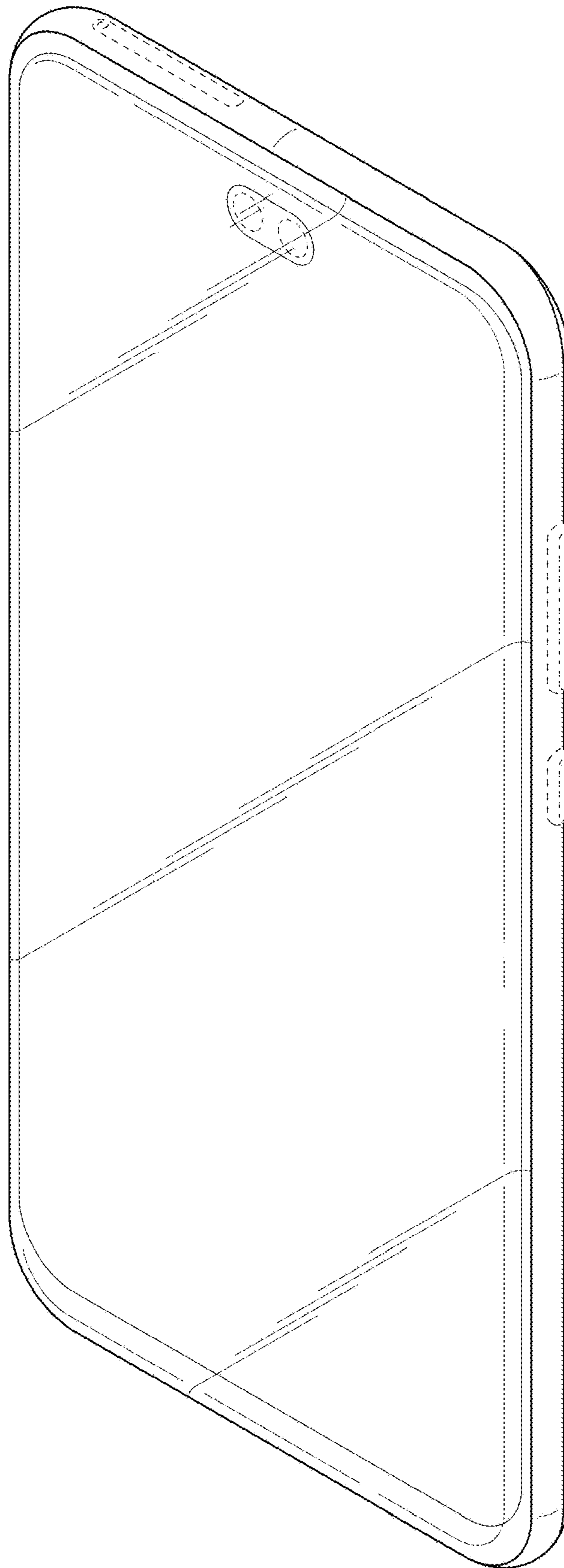


FIG.58




FIG.59




FIG.60

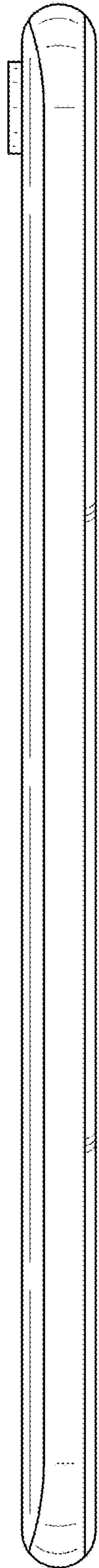


FIG.61

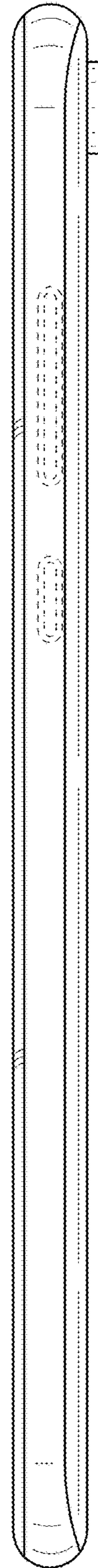


FIG.62

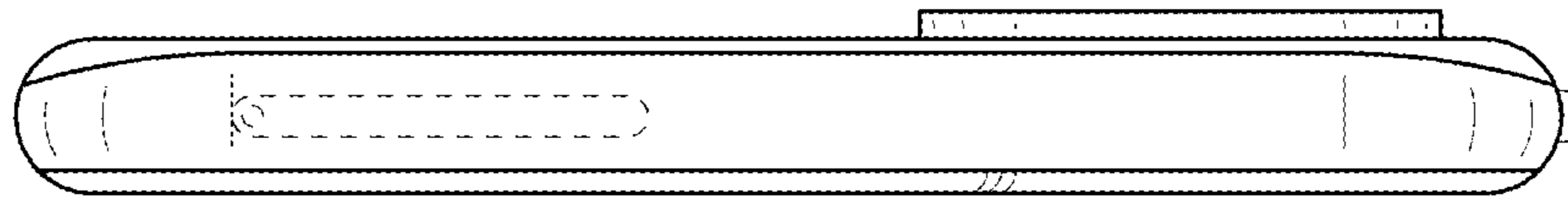


FIG.63

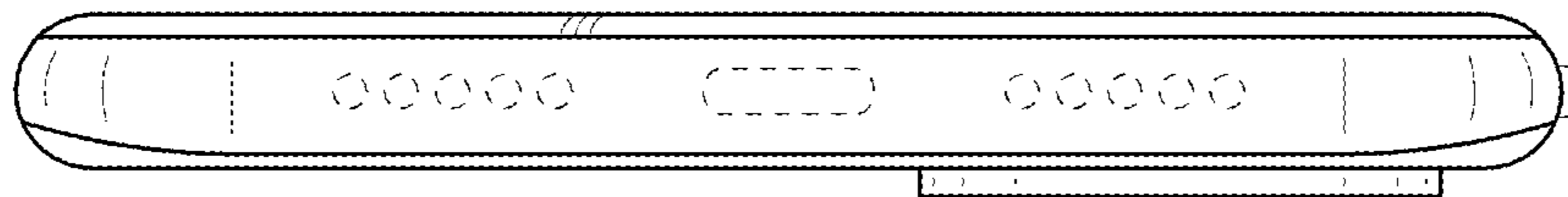


FIG.64

