



US00D911997S

(12) **United States Design Patent** (10) **Patent No.:** **US D911,997 S**
Seo (45) **Date of Patent:** **** Mar. 2, 2021**

(54) **ELECTRONIC DEVICE**

(71) Applicant: **Samsung Electronics Co., Ltd.**,
Suwon-si (KR)

(72) Inventor: **Jaehun Seo**, Suwon-si (KR)

(73) Assignee: **SAMSUNG ELECTRONICS CO., LTD.**,
Suwon-si (KR)

(**) Term: **15 Years**

(21) Appl. No.: **29/694,662**

(22) Filed: **Jun. 12, 2019**

(30) **Foreign Application Priority Data**

Dec. 14, 2018 (KR) 30-2018-0059237

(51) **LOC (13) Cl.** **14-03**

(52) **U.S. Cl.**
USPC **D14/138 G**

(58) **Field of Classification Search**
USPC D14/138 G, 138 AD, 138 AB, 248, 341,
D14/371, 374, 138 R, 138 AA, 138 AC,
D14/138 C, 247

(Continued)

(56) **References Cited**

U.S. PATENT DOCUMENTS

D509,202 S * 9/2005 Lee D14/138 AD
D568,285 S * 5/2008 Lee D14/138 G

(Continued)

OTHER PUBLICATIONS

Samsung Galaxy A60, announced Apr. 2019, [online], [retrieved on Oct. 16, 2020]. Retrieved from Internet, <URL: <http://www.gsmarena.com>>.*

(Continued)

Primary Examiner — Bridget L Eland

(74) *Attorney, Agent, or Firm* — McAndrews Held & Malloy, Ltd.

(57) **CLAIM**

The ornamental design for an electronic device, as shown and described.

DESCRIPTION

FIG. 1 is a front perspective view of a first embodiment of an electronic device showing my new design;
FIG. 2 is a front view thereof;
FIG. 3 is a rear view thereof;
FIG. 4 is a left-side view thereof;
FIG. 5 is a right-side view thereof;
FIG. 6 is a top view thereof;
FIG. 7 is a bottom view thereof;
FIG. 8 is a rear perspective view thereof;
FIG. 9 is a front perspective view of a second embodiment of an electronic device showing my new design;
FIG. 10 is a front view thereof;
FIG. 11 is a rear view thereof;
FIG. 12 is a left-side view thereof;
FIG. 13 is a right-side view thereof;
FIG. 14 is a top view thereof;
FIG. 15 is a bottom view thereof;
FIG. 16 is a rear perspective view thereof;
FIG. 17 is a front perspective view of a third embodiment of an electronic device showing my new design;
FIG. 18 is a front view thereof;
FIG. 19 is a rear view thereof;
FIG. 20 is a left-side view thereof;
FIG. 21 is a right-side view thereof;
FIG. 22 is a top view thereof;
FIG. 23 is a bottom view thereof;
FIG. 24 is a rear perspective view thereof;
FIG. 25 is a front perspective view of a fourth embodiment of an electronic device showing my new design;
FIG. 26 is a front view thereof;
FIG. 27 is a rear view thereof;
FIG. 28 is a left-side view thereof;
FIG. 29 is a right-side view thereof;
FIG. 30 is a top view thereof;

(Continued)

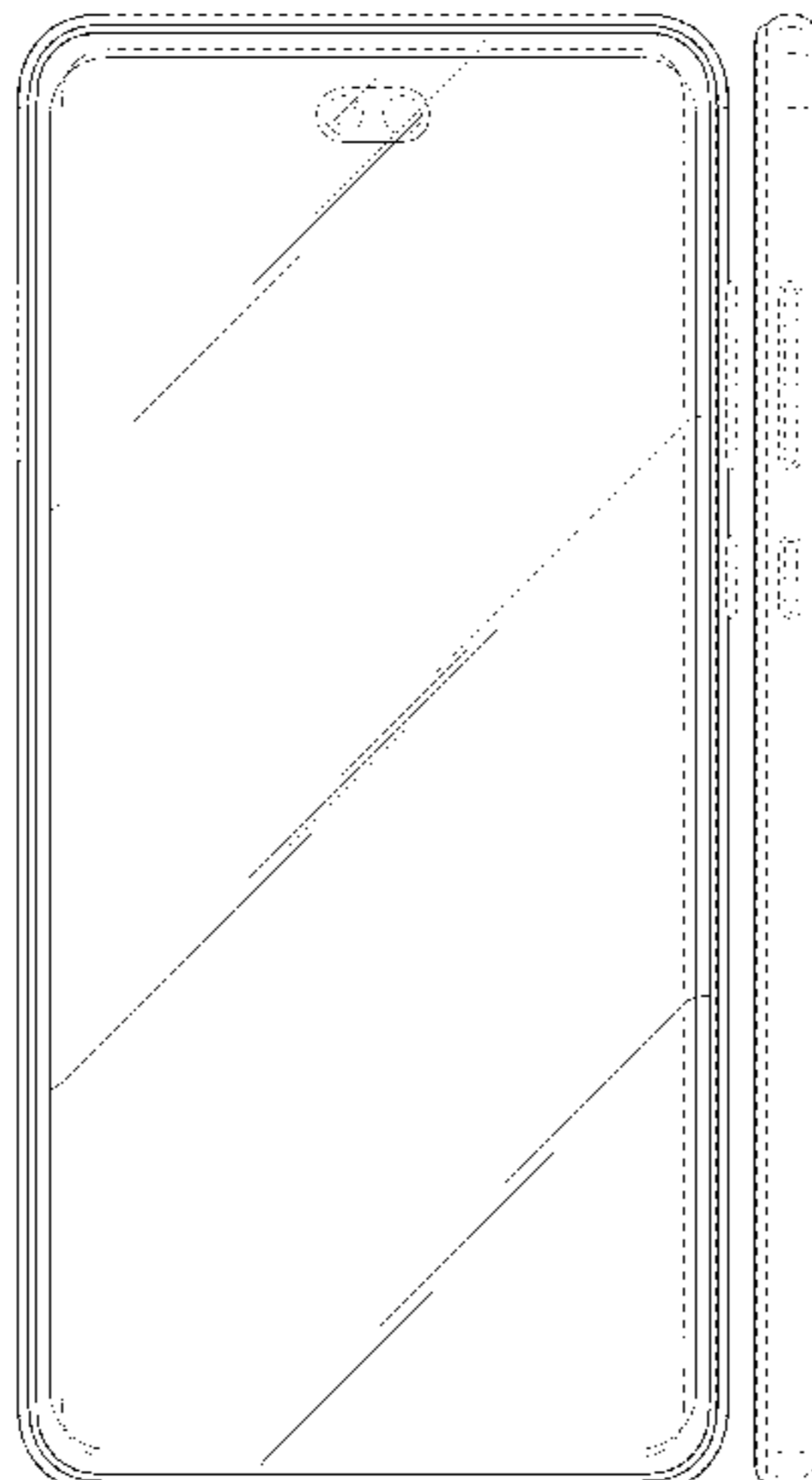


FIG. 31 is a bottom view thereof;
 FIG. 32 is a rear perspective view thereof;
 FIG. 33 is a front perspective view of a fifth embodiment of an electronic device showing my new design;
 FIG. 34 is a front view thereof;
 FIG. 35 is a rear view thereof;
 FIG. 36 is a left-side view thereof;
 FIG. 37 is a right-side view thereof;
 FIG. 38 is a top view thereof;
 FIG. 39 is a bottom view thereof;
 FIG. 40 is a rear perspective view thereof;
 FIG. 41 is a front perspective view of a sixth embodiment of an electronic device showing my new design;
 FIG. 42 is a front view thereof;
 FIG. 43 is a rear view thereof;
 FIG. 44 is a left-side view thereof;
 FIG. 45 is a right-side view thereof;
 FIG. 46 is a top view thereof;
 FIG. 47 is a bottom view thereof;
 FIG. 48 is a rear perspective view thereof;
 FIG. 49 is a front perspective view of a seventh embodiment of an electronic device showing my new design;
 FIG. 50 is a front view thereof;
 FIG. 51 is a rear view thereof;
 FIG. 52 is a left-side view thereof;
 FIG. 53 is a right-side view thereof;
 FIG. 54 is a top view thereof;
 FIG. 55 is a bottom view thereof;
 FIG. 56 is a rear perspective view thereof;
 FIG. 57 is a front perspective view of an eighth embodiment of an electronic device showing my new design;
 FIG. 58 is a front view thereof;
 FIG. 59 is a rear view thereof;
 FIG. 60 is a left-side view thereof;
 FIG. 61 is a right-side view thereof;
 FIG. 62 is a top view thereof;
 FIG. 63 is a bottom view thereof; and
 FIG. 64 is a rear perspective view thereof.

The evenly-dashed broken lines in the drawings illustrate portions of the electronic device that form no part of the claimed design.

1 Claim, 48 Drawing Sheets

(58) **Field of Classification Search**

CPC H04M 1/0202; H04M 1/0235; H04M 1/0237; H04M 1/0239; H04M 1/0266; H04M 1/0268; H04M 1/027; H04M 1/0295; H04M 1/02; H04M 1/0279; H04M 1/0283

See application file for complete search history.

(56) **References Cited**

U.S. PATENT DOCUMENTS

D616,852 S * 6/2010 Kim D14/138 AD
 D665,762 S * 8/2012 Fujimura D14/138 G
 D682,803 S * 5/2013 Lee D14/138 G
 D692,846 S * 11/2013 Lee D14/138 G

D699,207 S * 2/2014 Kim D14/138 G
 D709,472 S * 7/2014 Seo D14/138 G
 D711,341 S * 8/2014 Shin D14/138 G
 D723,492 S * 3/2015 Kim D14/138 G
 D744,450 S * 12/2015 Kim D14/138 G
 D796,469 S * 9/2017 Jin D14/138 G
 D802,553 S * 11/2017 Berneth D14/138 G
 D806,705 S * 1/2018 Akana D14/341
 D825,511 S * 8/2018 Shin D14/138 G
 D828,322 S * 9/2018 Ryu D14/138 G
 D837,176 S * 1/2019 Choi D14/138 G
 D852,769 S * 7/2019 Li D14/138 G
 D858,475 S * 9/2019 Wang D14/138 G
 D859,381 S * 9/2019 Lin D14/248
 D859,382 S * 9/2019 Yi D14/248
 D863,243 S * 10/2019 Kim D14/138 G
 D863,307 S * 10/2019 Yi D14/432
 D863,308 S * 10/2019 Yi D14/432
 D864,140 S * 10/2019 Lin D14/138 G
 D865,732 S * 11/2019 Park D14/248
 D865,733 S * 11/2019 Park D14/248
 D865,735 S * 11/2019 Park D14/248
 D865,737 S * 11/2019 Park D14/248
 D866,540 S * 11/2019 Park D14/248
 D869,459 S * 12/2019 Wan D14/341
 D870,087 S * 12/2019 Lin D14/248
 D876,415 S * 2/2020 Yi D14/248
 D883,944 S * 5/2020 Matsuoka D14/138 G
 D883,947 S * 5/2020 Zhu D14/138 G
 D886,754 S * 6/2020 Ha D14/138 G
 D888,683 S * 6/2020 Zhang D14/138 G
 D890,111 S * 7/2020 Park D14/138 G
 D890,112 S * 7/2020 Park D14/138 G
 D890,152 S * 7/2020 Yi D14/248
 D890,712 S * 7/2020 Liu D14/138 G
 D891,386 S * 7/2020 Liu D14/138 G
 D892,782 S * 8/2020 Liu D14/248
 D894,858 S * 9/2020 Park D14/138 G
 D894,859 S * 9/2020 Park D14/138 G
 D894,885 S * 9/2020 Park D14/248
 D897,303 S * 9/2020 Gong D14/138 G
 D897,980 S * 10/2020 Wu D14/138 G
 D897,981 S * 10/2020 Kim D14/138 G
 D898,691 S * 10/2020 Ji D14/138 G
 2012/0175506 A1 * 7/2012 Wittenberg H03K 17/9631
 250/216

OTHER PUBLICATIONS

Samsung Galaxy M40, announced Jun. 2019, [online], [retrieved on Oct. 5, 2020]. Retrieved from Internet, <URL: <http://www.gsmarena.com>>.*
 Samsung Galaxy S10e, announced Feb. 20, 2019, [online], [retrieved on Oct. 16, 2020]. Retrieved from Internet, <URL: <http://www.gsmarena.com>>.*
 Samsung Galaxy S10+, announced Feb. 20, 2019, [online], [retrieved on Oct. 16, 2020]. Retrieved from Internet, <URL: <http://www.gsmarena.com>>.*
 Samsung Galaxy S10 5G, announced Feb. 2019, [online], [retrieved on Oct. 16, 2020]. Retrieved from Internet, <URL: <http://www.gsmarena.com>>.*
 Samsung Galaxy A11, announced Mar. 13, 2020, [online], [retrieved on Oct. 5, 2020]. Retrieved from Internet, <URL: <http://www.gsmarena.com>>.*
 Samsung Galaxy M11, announced Mar. 30, 2020, [online], [retrieved on Oct. 5, 2020]. Retrieved from Internet, <URL: <http://www.gsmarena.com>>.*

* cited by examiner

FIG.1

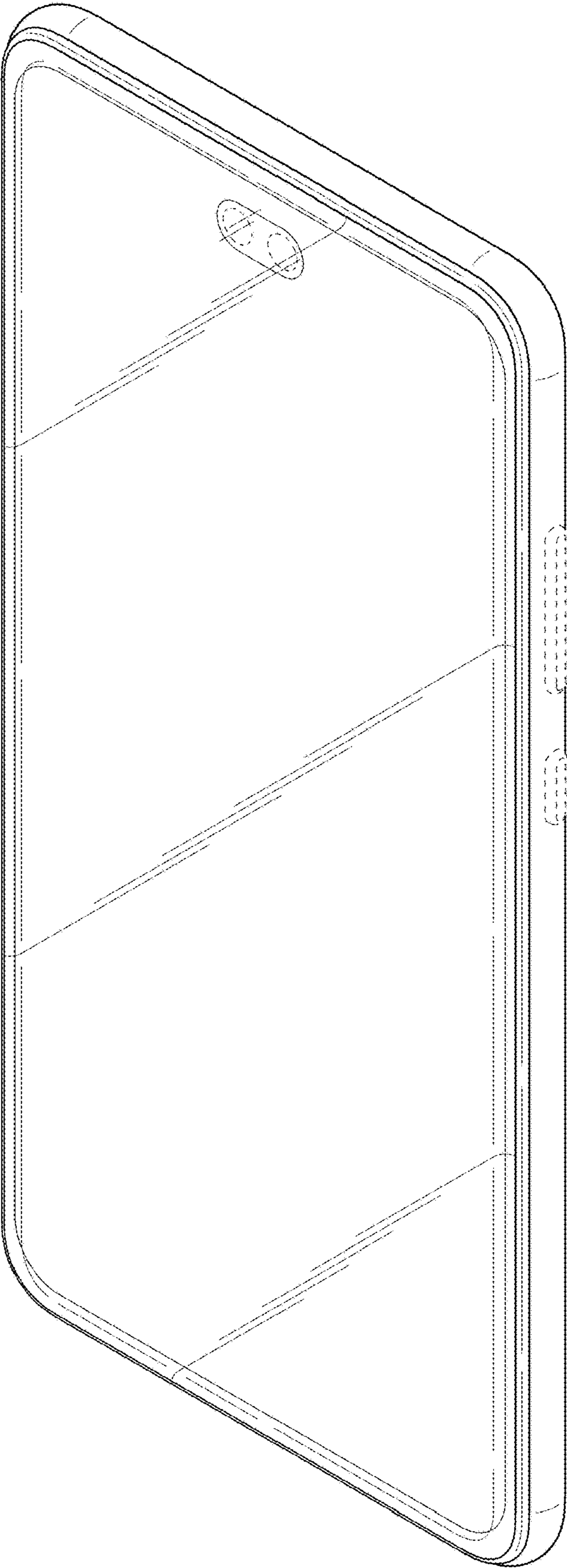


FIG.2




FIG.3




FIG.4




FIG.5

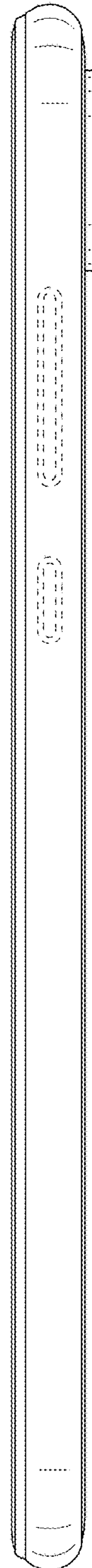


FIG.6




FIG.7

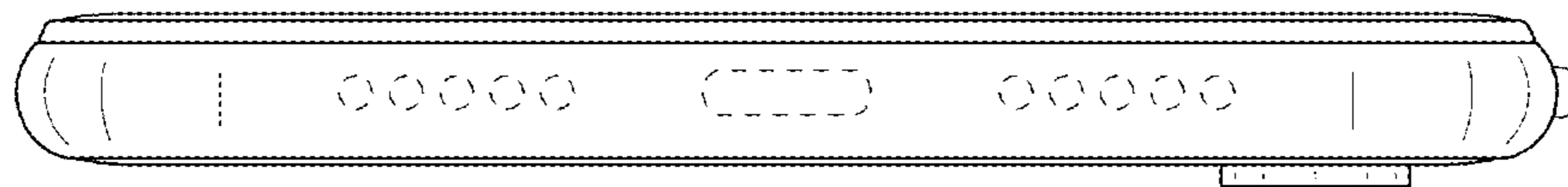


FIG.8




FIG.9

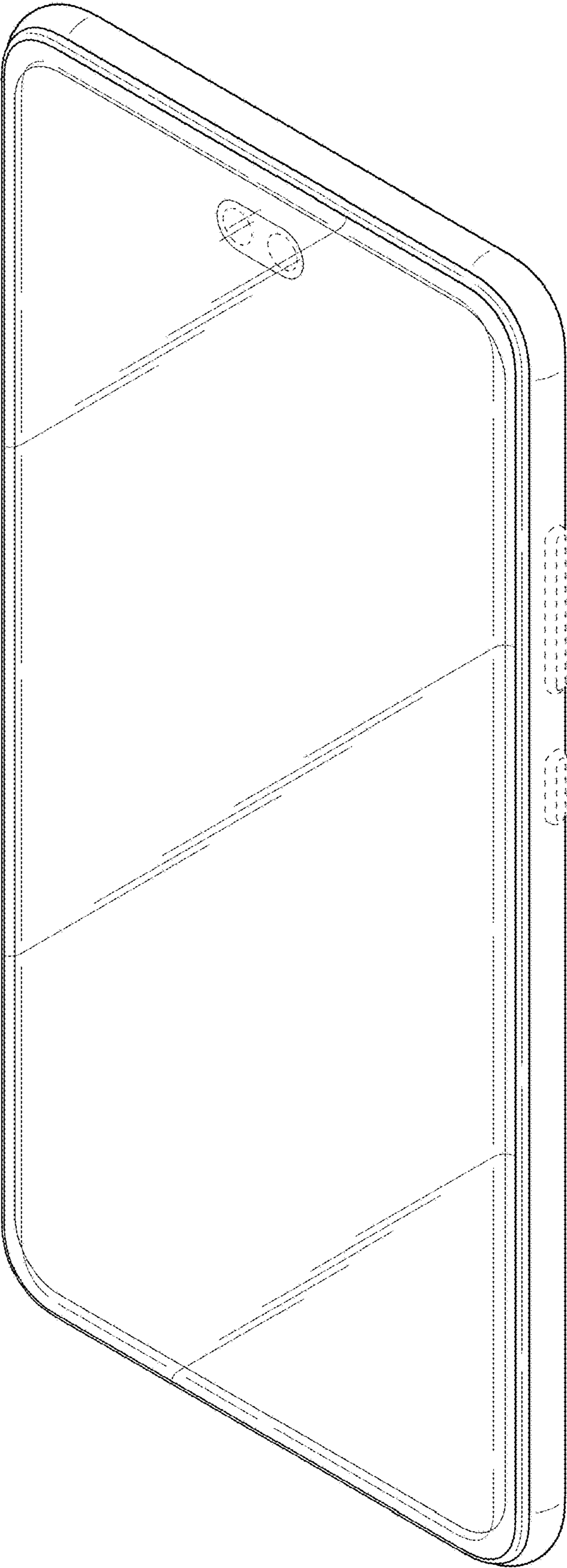


FIG.10




FIG.11




FIG.12




FIG.13




FIG.14




FIG.15

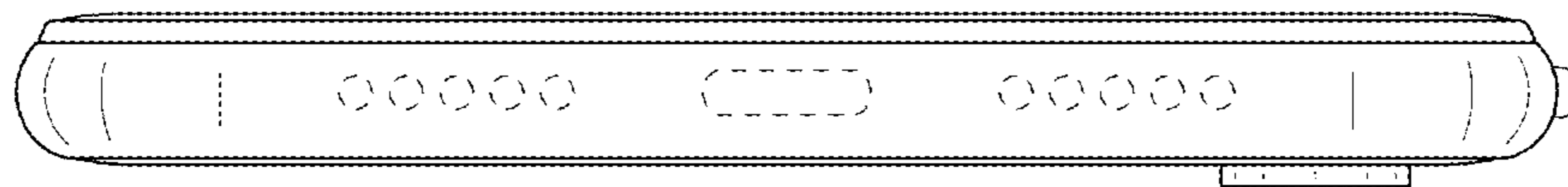


FIG.16




FIG.17

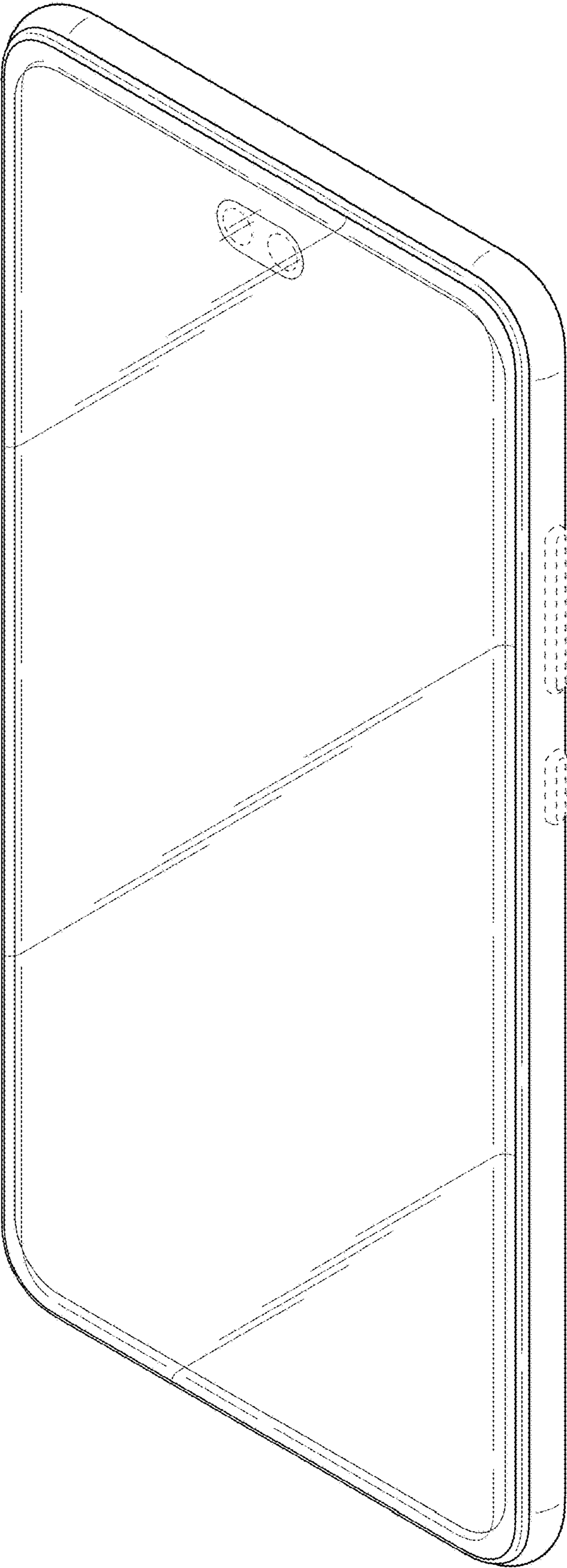


FIG.18




FIG. 19




FIG.20




FIG.21

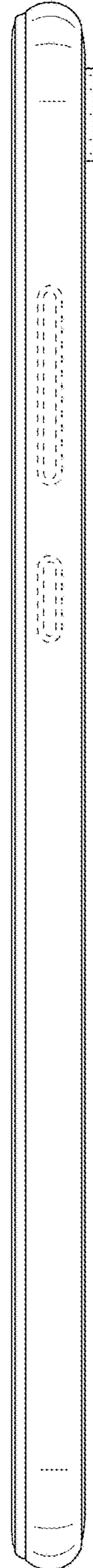


FIG.22




FIG.23

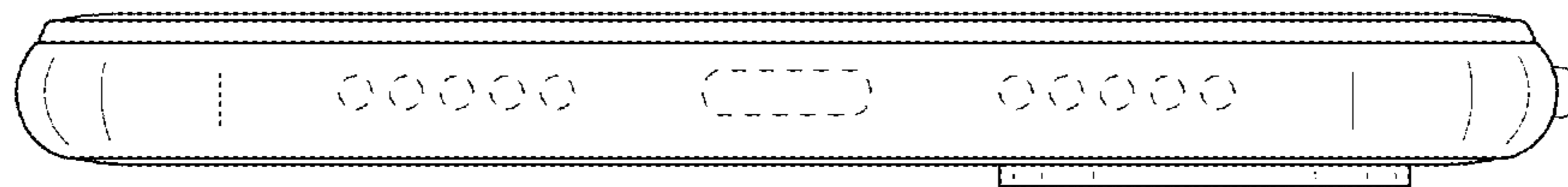


FIG.24




FIG.25

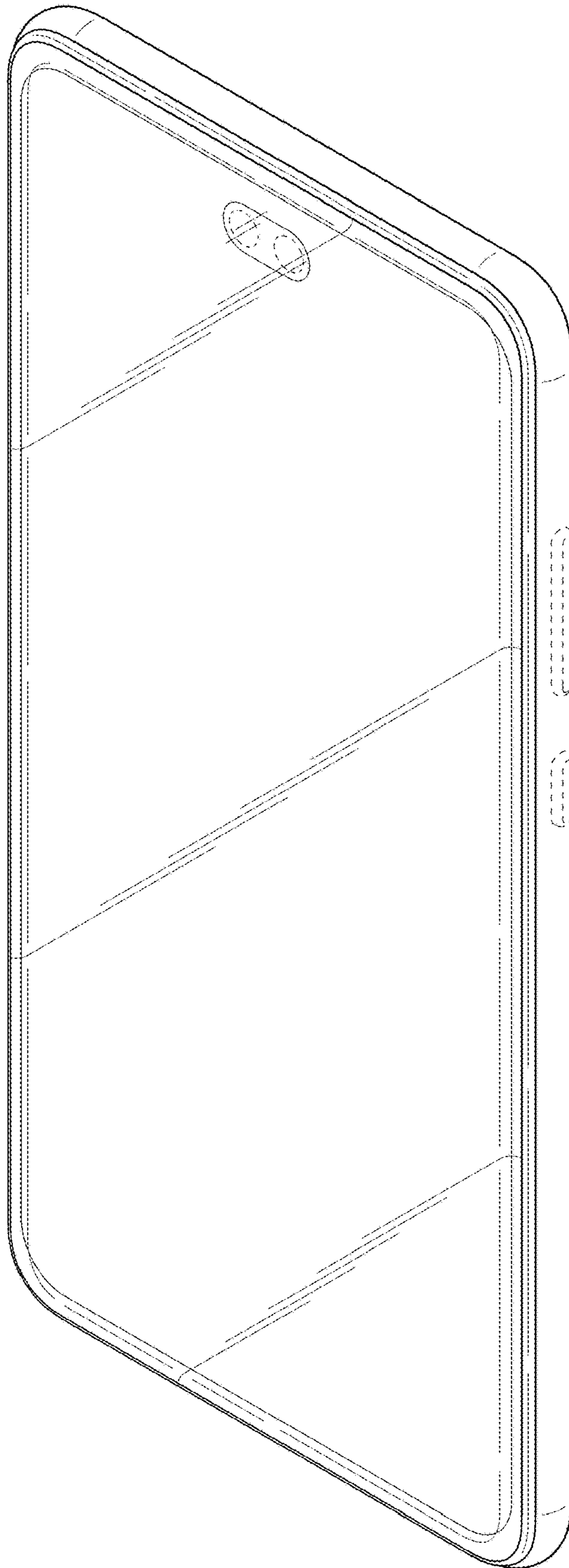


FIG.26




FIG.27




FIG.28

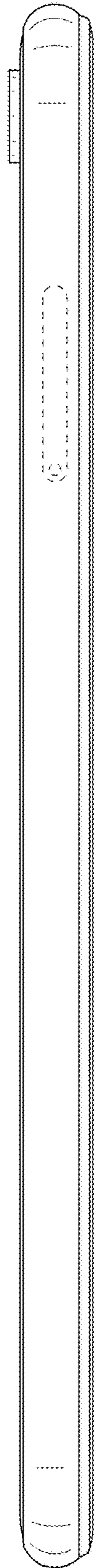


FIG.29




FIG.30




FIG.31

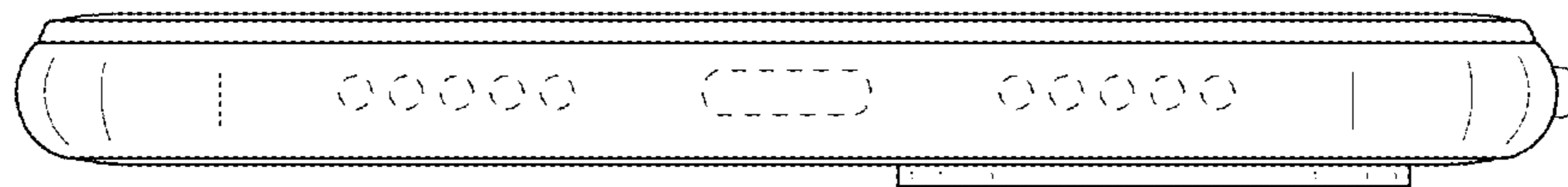


FIG.32




FIG.33

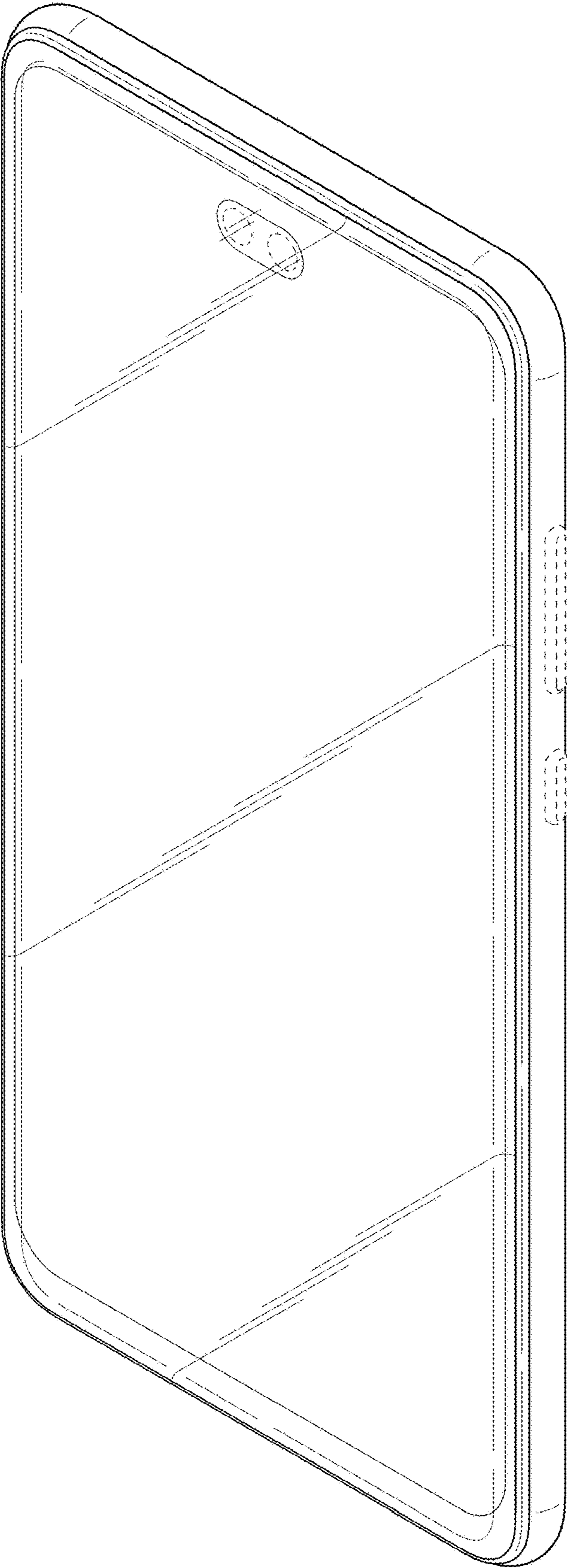


FIG.34




FIG.35




FIG.36




FIG.37




FIG.38




FIG.39

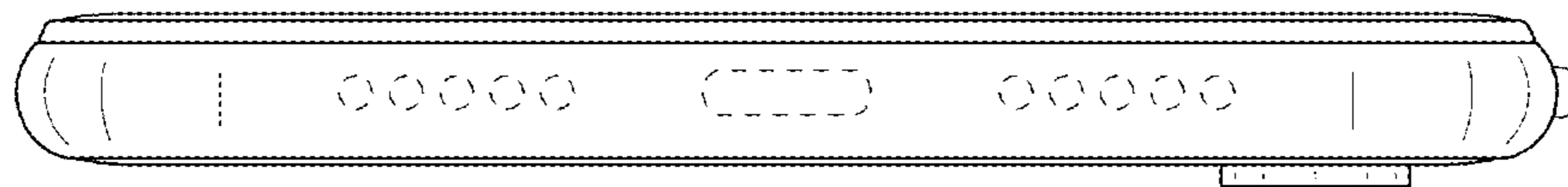


FIG.40




FIG.41

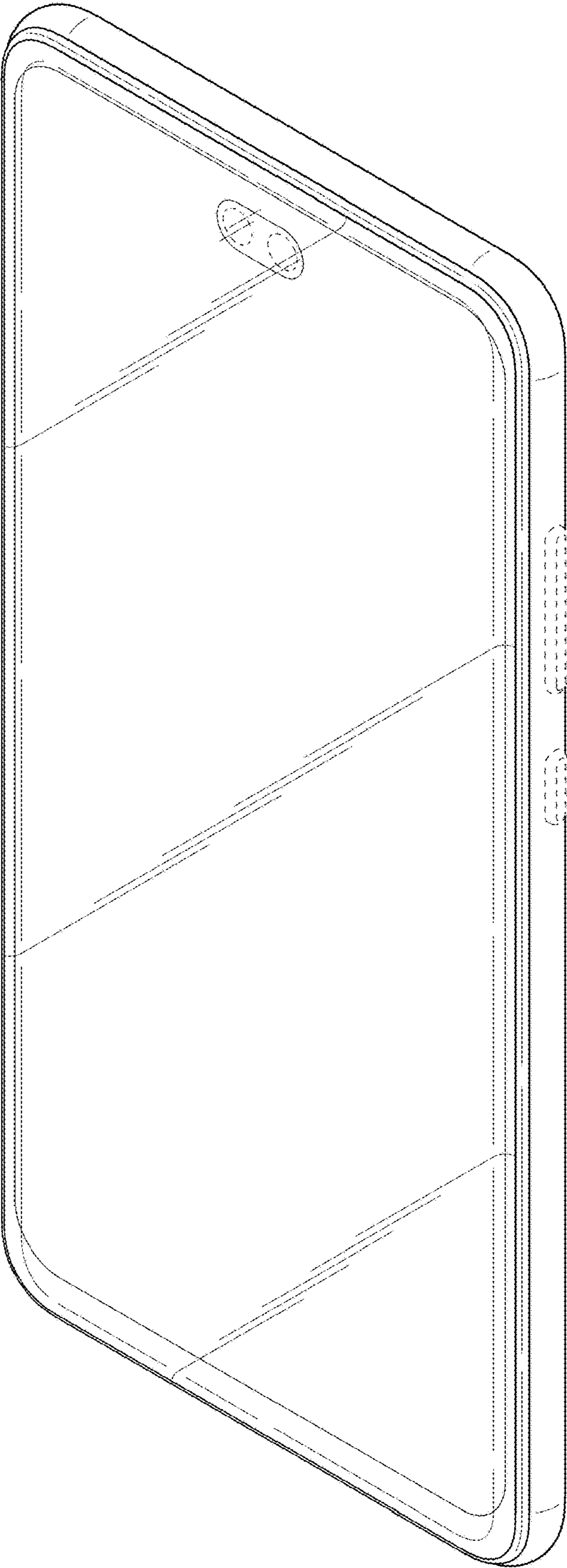


FIG.42




FIG.43




FIG.44

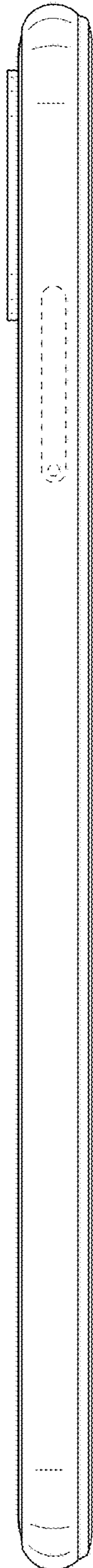


FIG.45




FIG.46




FIG.47

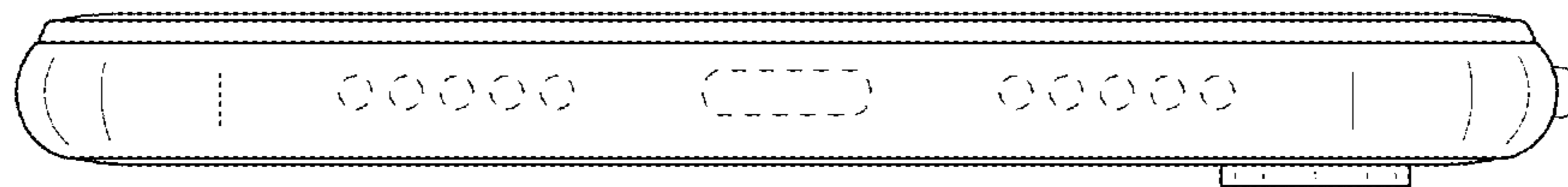


FIG.48




FIG.49

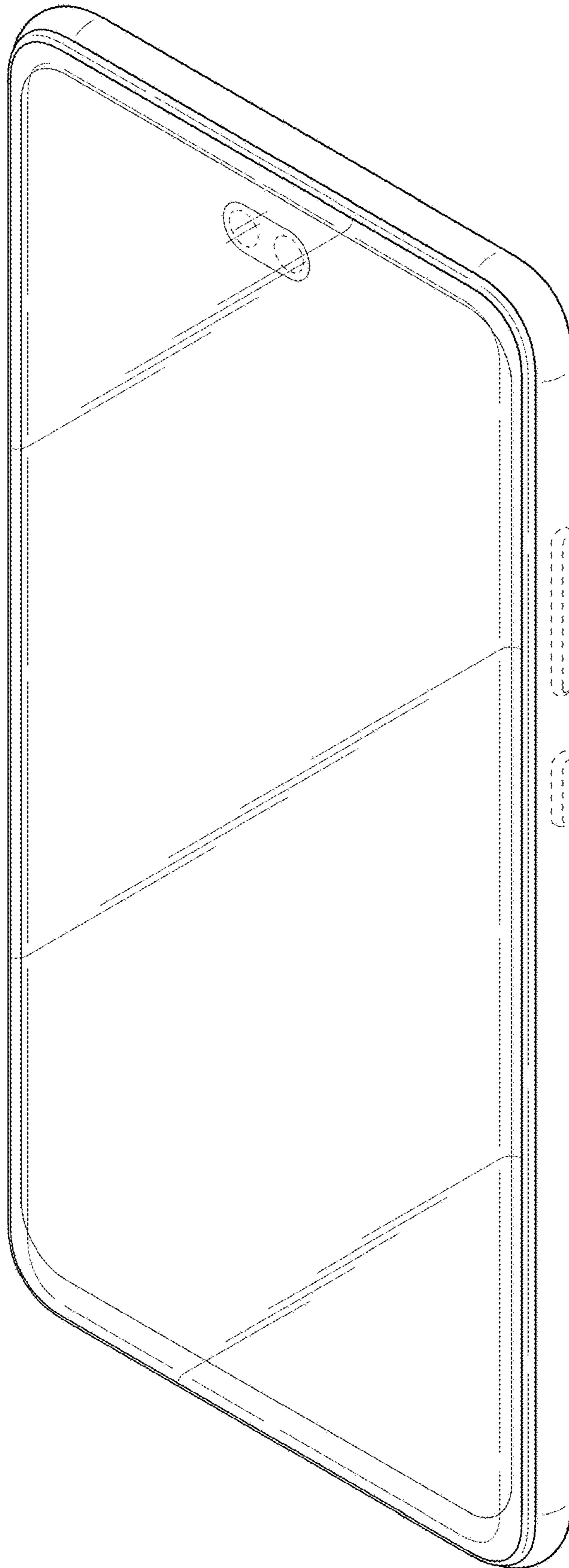


FIG.50




FIG.51




FIG.52

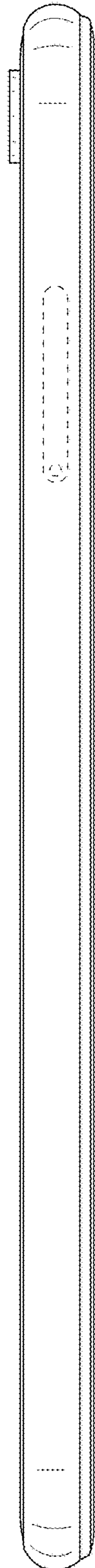


FIG.53




FIG.54




FIG.55

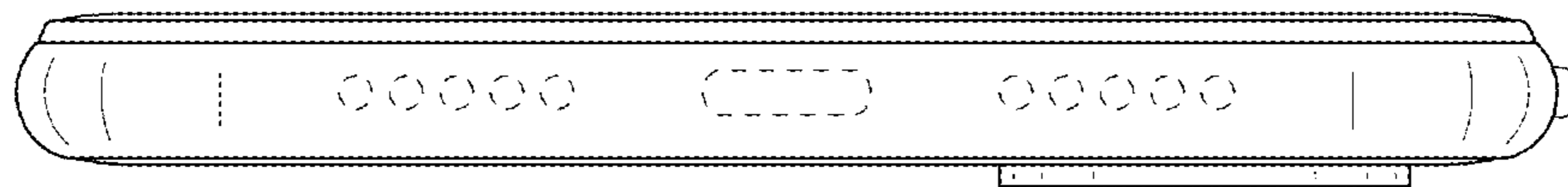


FIG.56




FIG.57

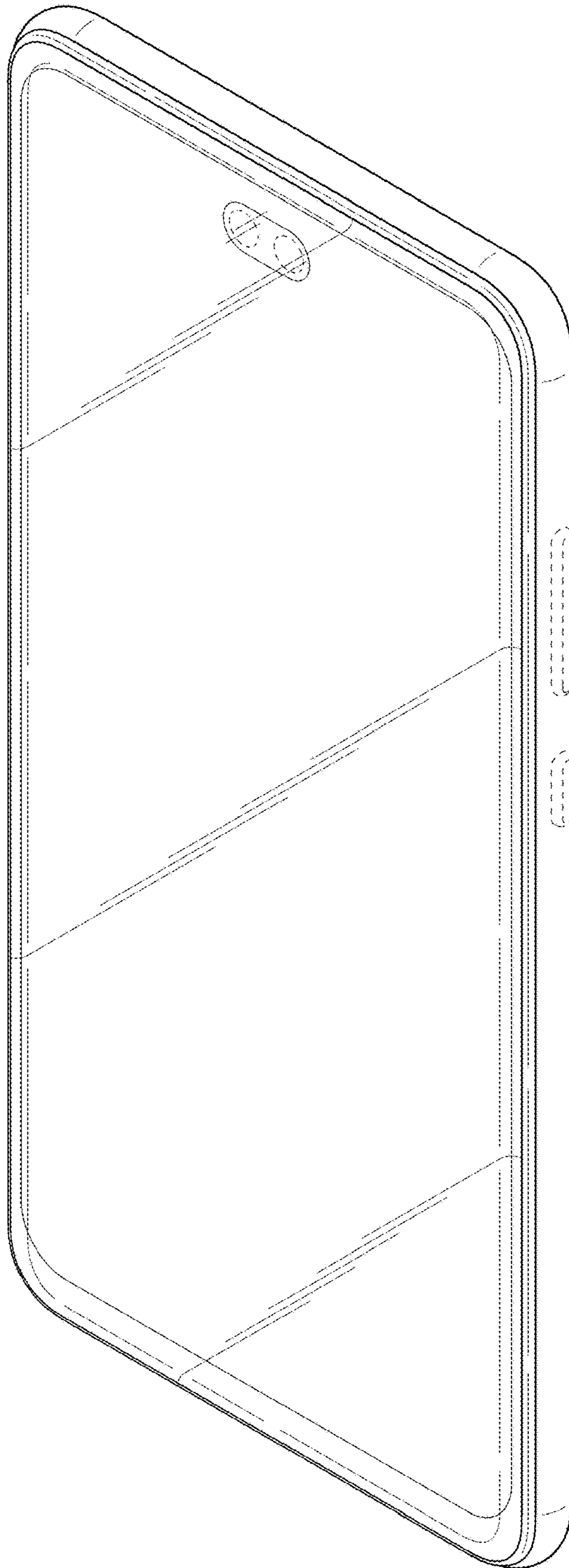


FIG.58




FIG.59




FIG.60




FIG.61

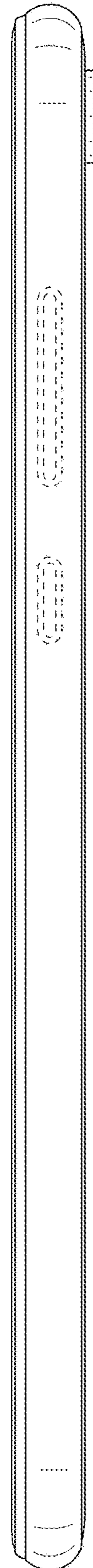


FIG.62




FIG.63

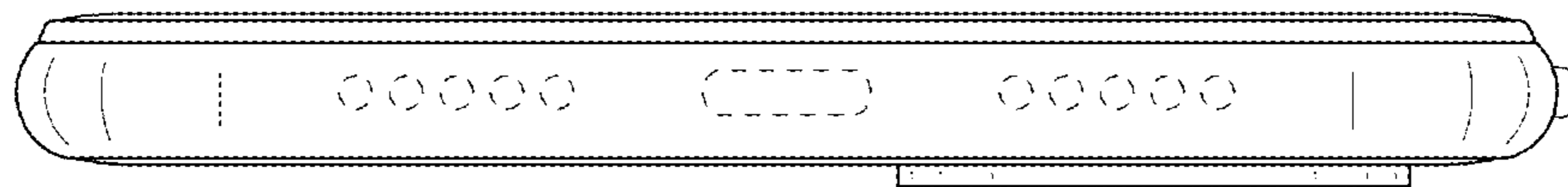


FIG.64

