



US00D911984S

(12) **United States Design Patent**
Andersson et al.

(10) **Patent No.:** **US D911,984 S**
(45) **Date of Patent:** **** Mar. 2, 2021**

- (54) **VERRIDE CONTROL KNOB**
- (71) Applicant: **SIEMENS AKTIENGESELLSCHAFT**, Munich (DE)
- (72) Inventors: **Jan Andersson**, Erlangen (DE); **Stephan Huehne**, Wilmersdorf (DE); **Sven Moniac**, Erlangen (DE)
- (73) Assignee: **Siemens Aktiengesellschaft**, Munich (DE)
- (**) Term: **15 Years**

- D527,713 S 9/2006 Indio da Costa
 - 7,132,615 B1 11/2006 Greer
 - D590,232 S 4/2009 Demers et al.
 - D595,559 S 7/2009 Banjo et al.
 - D615,047 S 5/2010 Zheng
 - D689,827 S 9/2013 Mayer et al.
 - 9,423,894 B2 8/2016 Olsson et al.
 - D774,169 S 12/2016 Kington et al.
 - 9,691,563 B2 6/2017 Okazaki
 - D807,308 S 1/2018 Johnson et al.
- (Continued)

- (21) Appl. No.: **29/674,082**
- (22) Filed: **Dec. 19, 2018**
- (30) **Foreign Application Priority Data**
Jul. 2, 2018 (EM) 005351004
- (51) **LOC (13) Cl.** **13-03**
- (52) **U.S. Cl.**
USPC **D13/171**
- (58) **Field of Classification Search**
USPC D13/162, 171, 174, 177; D7/393, 405, D7/406; D8/311, 312, 343
CPC .. H01H 3/00; H01H 3/02; H01H 3/08; H01H 3/10; H01H 3/12; H01H 9/02; H01H 9/16; H01H 9/18; H01H 9/181; H01H 9/182; H01H 13/04; H01H 13/14; H01H 13/50; H01H 19/14; G06F 3/0362; G05G 1/02; G05G 1/08; G05G 1/10; G05G 1/12; H02G 3/14
See application file for complete search history.

FOREIGN PATENT DOCUMENTS

JP 04-003372 1/1992

OTHER PUBLICATIONS

U I Control Knob for PR System One Remstar Series CPAP & BIPAP Machines, dated Jan. 27, 2020, [online], [site visited Mar. 30, 2015]. Available from Internet, URL: <https://www.directhomemedical.com/control-knob-respironics-systemone-cpap.html> (Year: 2015).

(Continued)

Primary Examiner — Selina Sikder
(74) *Attorney, Agent, or Firm* — Cozen O'Connor

(57) **CLAIM**

The ornamental design for an override control knob, as shown and described.

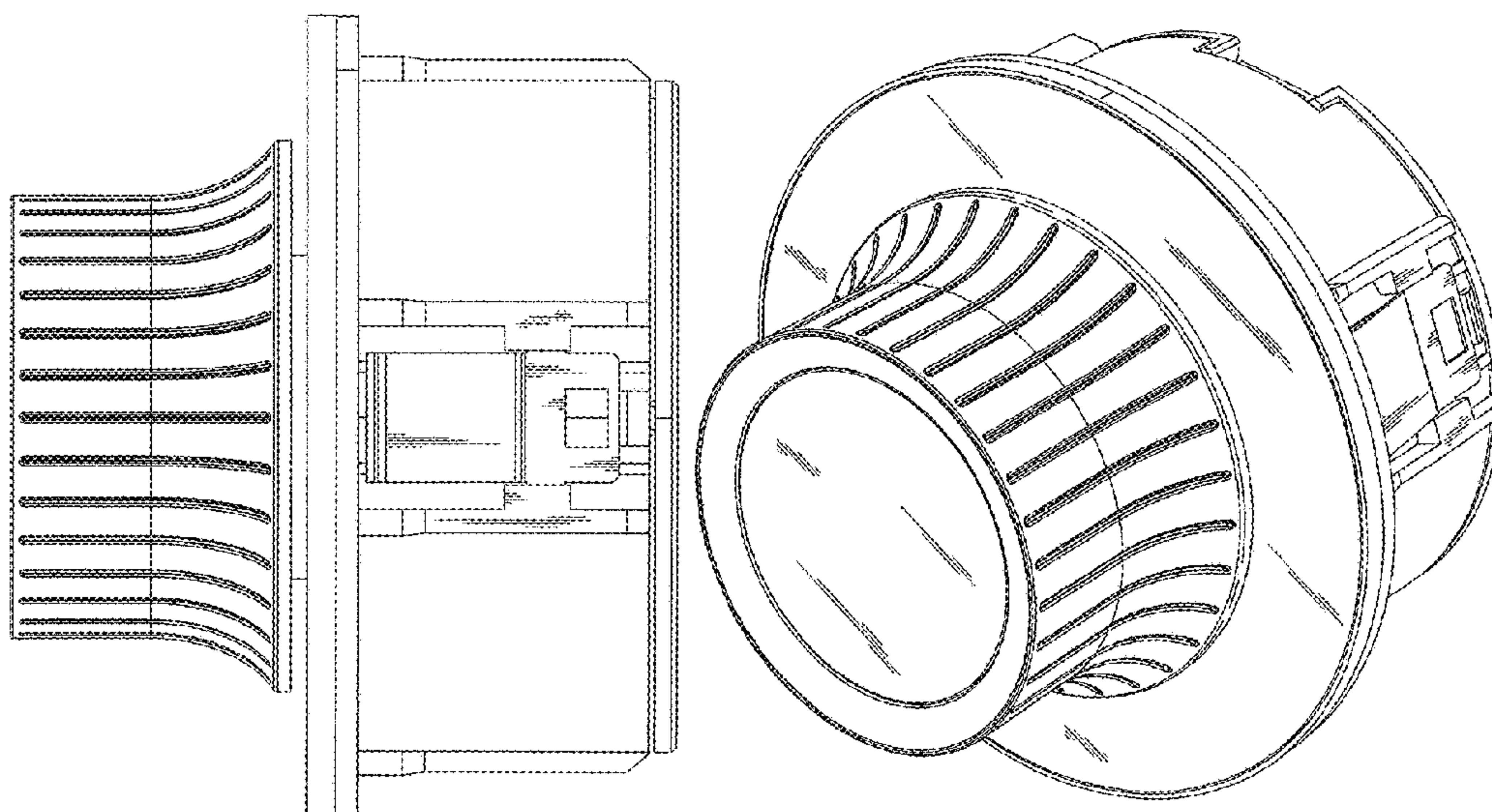
DESCRIPTION

FIG. 1 is a front elevational view of an override control knob showing our new design;
FIG. 2 is a rear elevational view thereof;
FIG. 3 is a top plan view thereof;
FIG. 4 is a bottom plan view thereof;
FIG. 5 is a right-side elevation view thereof;
FIG. 6 is left-side elevation view thereof; and,
FIG. 7 is a front, top and right-side perspective view thereof.

1 Claim, 7 Drawing Sheets

(56) **References Cited**
U.S. PATENT DOCUMENTS

- D251,965 S 5/1979 Uyeda
- D291,477 S 8/1987 Lathrop



(56)

References Cited

U.S. PATENT DOCUMENTS

D807,309 S 1/2018 Johnson et al.
 10,090,123 B2* 10/2018 Neese H01H 9/0271
 D848,381 S 5/2019 Cheng
 D851,610 S 6/2019 Schlegel et al.
 D870,682 S 12/2019 Lin
 D886,750 S * 6/2020 Andersson D13/174
 D887,375 S * 6/2020 Andersson D13/171
 D887,376 S * 6/2020 Andersson D13/174
 2002/0144885 A1* 10/2002 Ushimaru G05G 1/10
 200/336
 2006/0237294 A1 10/2006 Greer
 2006/0283286 A1* 12/2006 Maeda B60K 37/06
 74/553
 2008/0055241 A1 3/2008 Goldenberg et al.
 2010/0188756 A1* 7/2010 Maruyama H04N 1/00397
 359/694
 2011/0061489 A1 3/2011 Bulin et al.
 2011/0240455 A1 10/2011 Kulczycki et al.
 2012/0247934 A1 10/2012 Schmidt et al.
 2013/0113465 A1 5/2013 Padilla
 2015/0150646 A1 6/2015 Pryor et al.
 2015/0279580 A1 10/2015 Okazaki
 2015/0285351 A1* 10/2015 Rake F16H 27/06
 74/436
 2015/0340178 A1 11/2015 Shimoyama et al.
 2015/0369357 A1* 12/2015 Lee F16H 59/0213
 74/504
 2016/0055992 A1* 2/2016 Yamanaka H01H 19/14
 200/292

2016/0170436 A1* 6/2016 Farrar G06F 3/0202
 345/173
 2016/0245396 A1* 8/2016 Behounek F16H 61/24
 2017/0047178 A1* 2/2017 Seeh H01H 19/14
 2017/0250037 A1 8/2017 Tanaka et al.
 2018/0130619 A1 5/2018 Neese et al.
 2019/0348232 A1 11/2019 Chen et al.
 2020/0079218 A1* 3/2020 Helot B60K 37/06
 2020/0150766 A1* 5/2020 Bagley G06F 3/016

OTHER PUBLICATIONS

Old Driver 4x4 Control E-Locker Override Switch Knob 2009-2014 Ford F-150, dated Jan. 28, 2018, [online], [site visited Jan. 27, 2020]. Available from Internet, URL: <https://www.amazon.ca/Old-Driver-Override-2009-2014-AL3Z14B166BA/dp/B0797PNMY4> (Year: 2018).
 Notice of Allowance Dated Feb. 18, 2020 issued in related Design U.S. Appl. No. 29/674,005.
 Notice of Allowance Dated Feb. 13, 2020 issued in related Design U.S. Appl. No. 29/674,099.
 Notice of Allowance Dated Feb. 18, 2020 issued in related Design U.S. Appl. No. 29/674,090.
 Well Buying Industrial Co., Ltd et al, "HC27019835/Switch", 2015, p. 5.
 Well Buying Industrial Co., Ltd et al, "HC27019832/Switch", 2015, p. 2.
 Sun Advance et al, "HC18043451/Sankyo", 2006, p. 3.
 Office Action dated Jun. 4, 2019 issued in Japanese Patent Application No. 2018-022665.

* cited by examiner

FIG 1

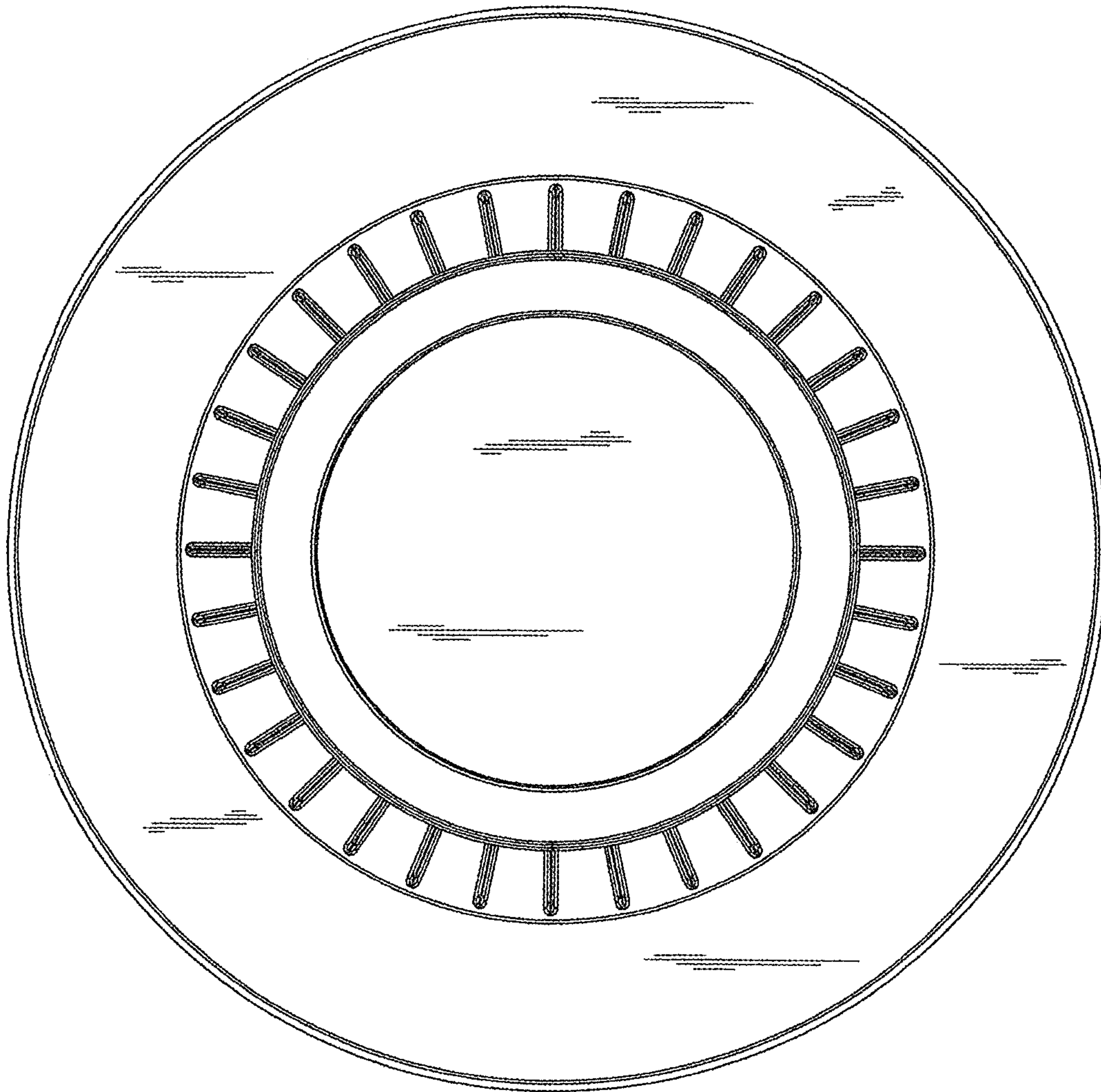


FIG 2

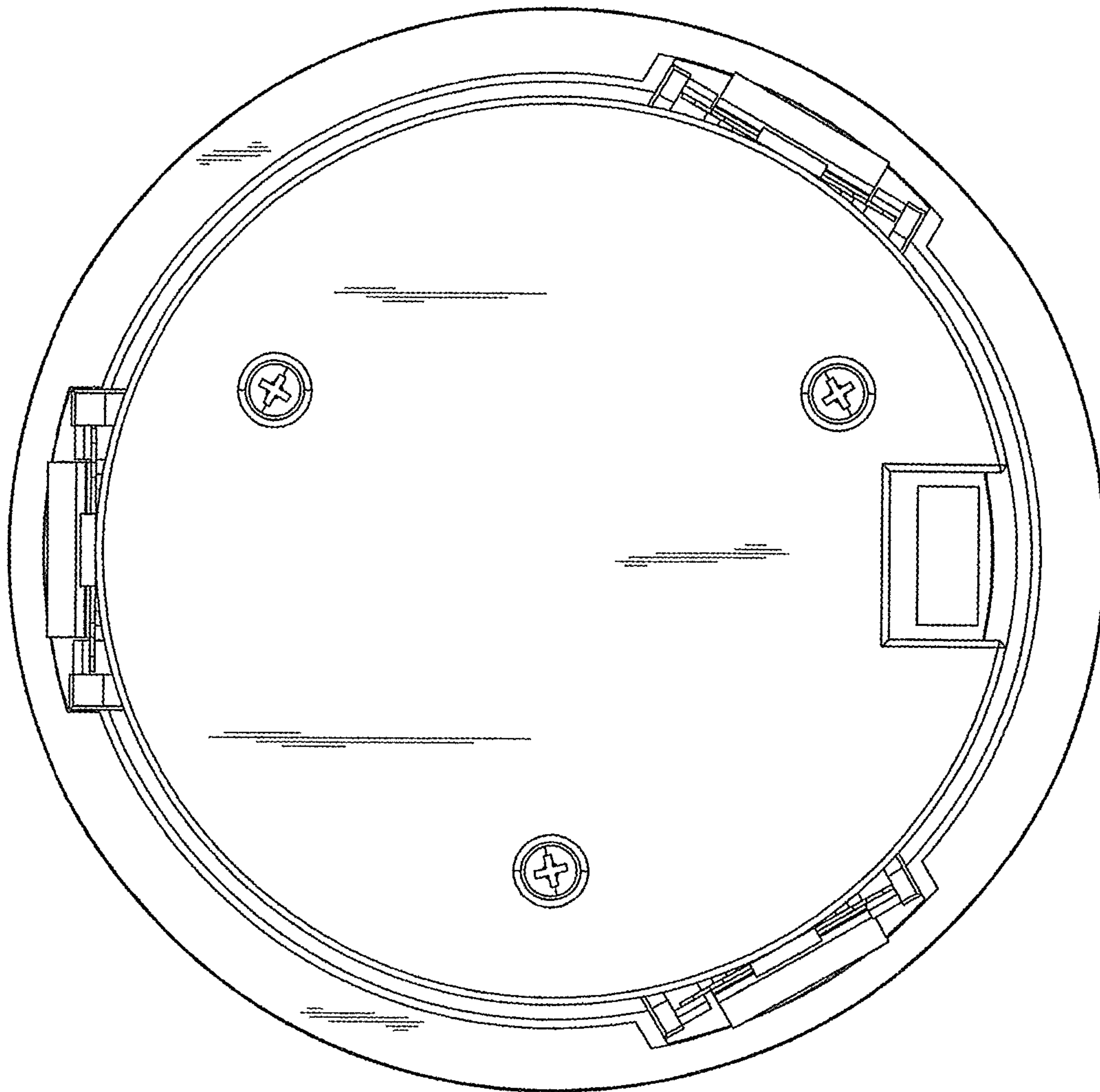


FIG 3




FIG 4




FIG 5

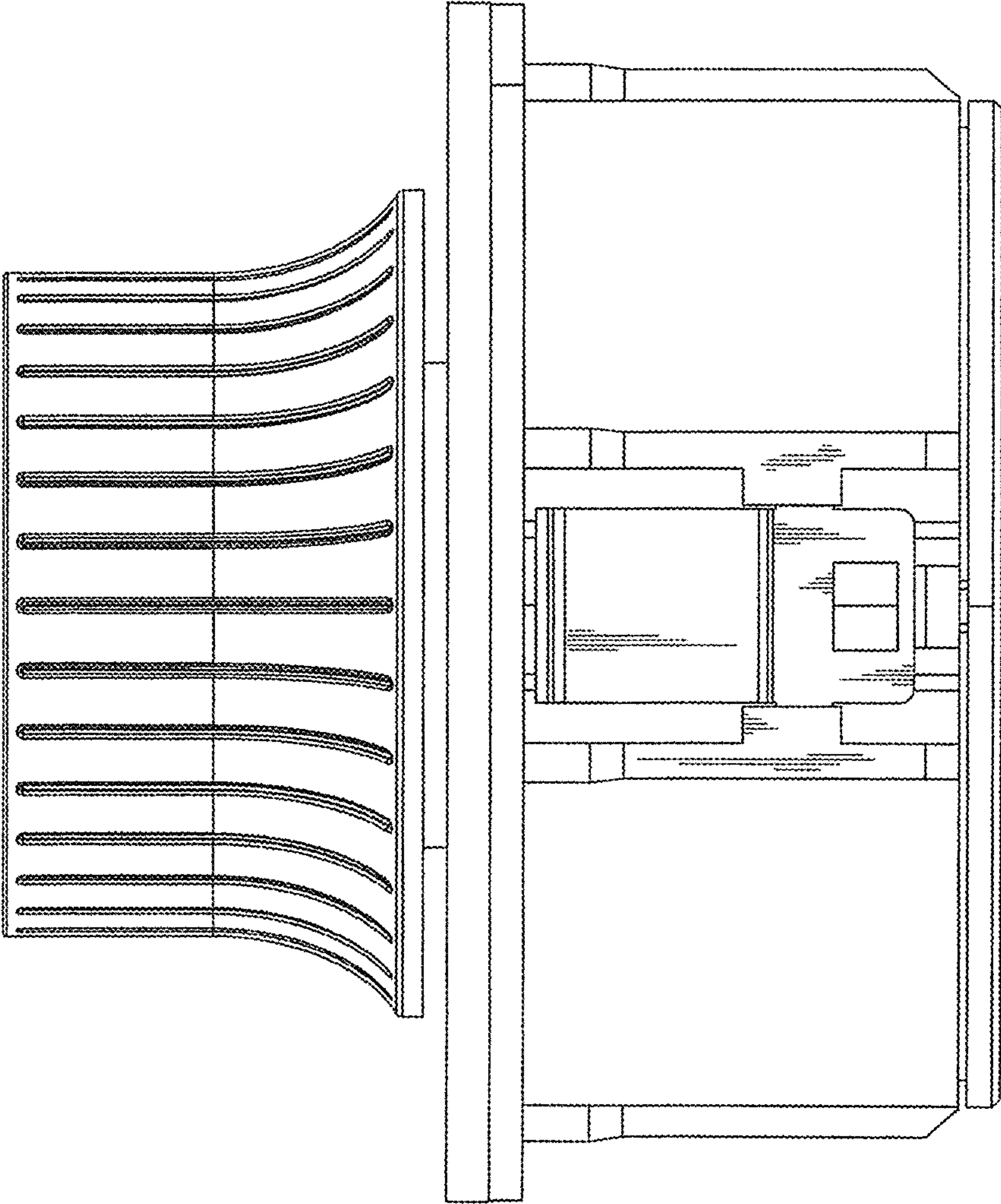


FIG 6

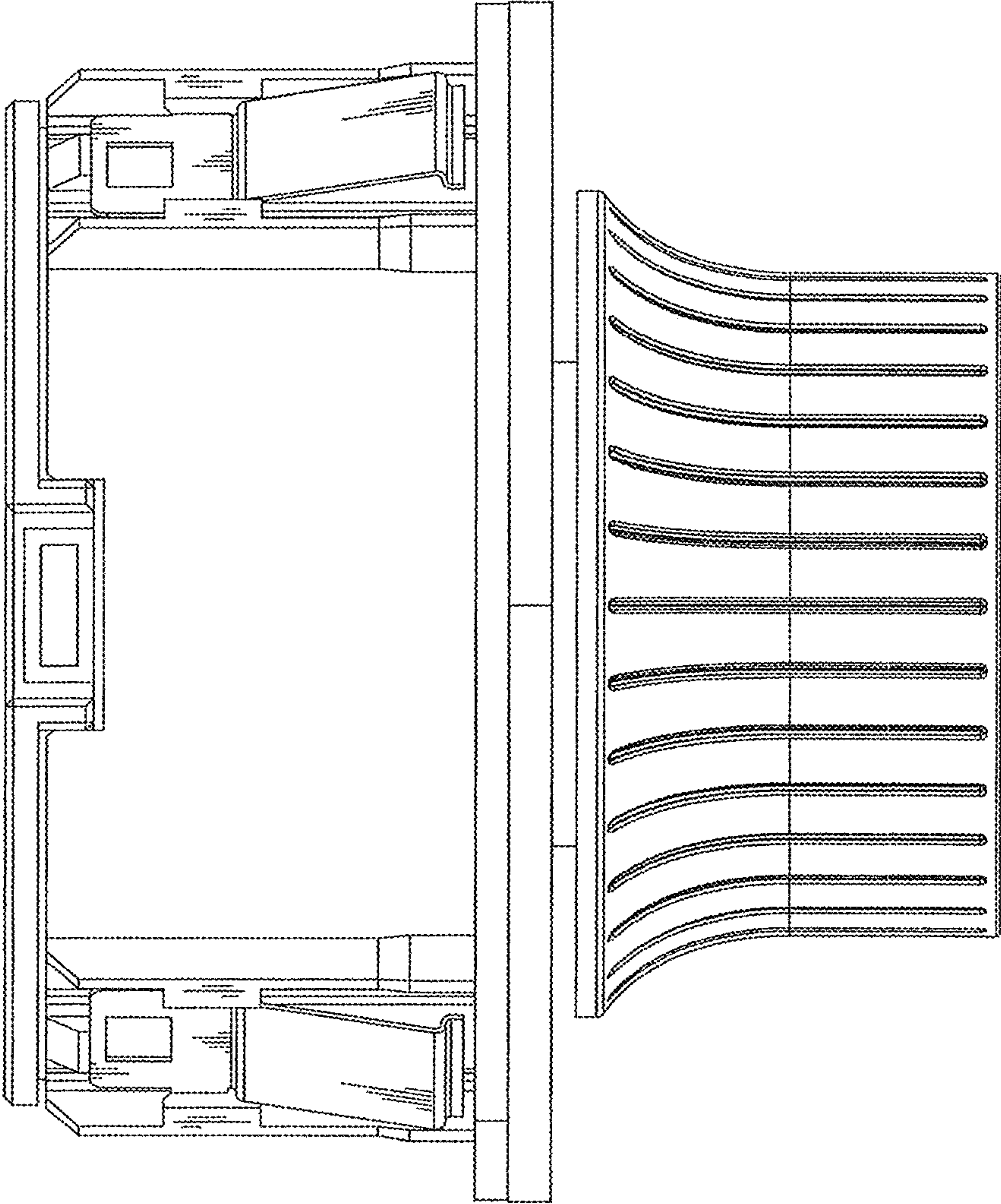


FIG 7

