



US00D911974S

(12) **United States Design Patent**  
**Byrne et al.**

(10) **Patent No.:** **US D911,974 S**  
(45) **Date of Patent:** **\*\* Mar. 2, 2021**

(54) **POWER AND DATA RECEPTACLE MOUNT**

(71) Applicants: **Norman R. Byrne**, Ada, MI (US);  
**Joseph D. Ward**, Grand Rapids, MI  
(US); **Juan Carlos Angulo**, Grand  
Rapids, MI (US)

(72) Inventors: **Norman R. Byrne**, Ada, MI (US);  
**Joseph D. Ward**, Grand Rapids, MI  
(US); **Juan Carlos Angulo**, Grand  
Rapids, MI (US)

(\*\*) Term: **15 Years**

(21) Appl. No.: **29/602,863**

(22) Filed: **May 4, 2017**

(51) **LOC (13) Cl.** ..... **13-03**

(52) **U.S. Cl.**  
USPC ..... **D13/139.4**

(58) **Field of Classification Search**  
USPC .... D13/107–110, 137.1–137.4, 138.1–138.2,  
D13/139.1–139.8, 149–157, 199, 133;  
D14/432, 433, 435.1; D8/350, 353–356  
CPC .... H01R 25/00; H01R 25/003; H01R 25/006;  
H01R 11/00; H01R 9/00; H01R 13/5845;  
H01R 13/72; H01R 13/46; H01R 31/06;  
H01R 24/28; H02J 2007/0062; H01B  
7/2806; A61F 2/962  
See application file for complete search history.

(56) **References Cited**

**U.S. PATENT DOCUMENTS**

D279,185 S *	6/1985	Felix	.....	D14/251
7,182,633 B2	2/2007	Byrne		
7,559,795 B2	7/2009	Byrne		
7,736,178 B2	6/2010	Byrne		
D642,519 S *	8/2011	Woo	.....	D13/108
D652,834 S *	1/2012	Jones	.....	D14/434
D655,293 S *	3/2012	Gioscia	.....	D14/434

D667,012 S *	9/2012	Chen	.....	D14/447
D684,963 S *	6/2013	Goodrich	.....	D14/253
D690,708 S *	10/2013	Smith	.....	D14/447
D693,314 S *	11/2013	McKeage	.....	D13/162
D711,885 S *	8/2014	Ohshima	.....	D14/434
9,368,924 B2	6/2016	Byrne et al.		
D772,812 S *	11/2016	Choe	.....	D13/108
D782,411 S *	3/2017	Mischke	.....	D13/108
D800,134 S *	10/2017	McDonald	.....	D14/447
D801,922 S *	11/2017	Morenstein	.....	D13/108
D811,337 S *	2/2018	Byrne	.....	D13/137.2
D816,027 S *	4/2018	Chen	.....	D13/108
D816,647 S *	5/2018	Li	.....	D14/240
D845,896 S *	4/2019	Hu	.....	D13/108
D849,686 S *	5/2019	Byrne	.....	D13/137.2
D853,326 S *	7/2019	Jun	.....	D13/108
D859,308 S *	9/2019	Connell	.....	D13/108

\* cited by examiner

*Primary Examiner* — Christy Nemeth

(74) *Attorney, Agent, or Firm* — Gardner, Linn, Burkhardt  
& Ondersma LLP

(57) **CLAIM**

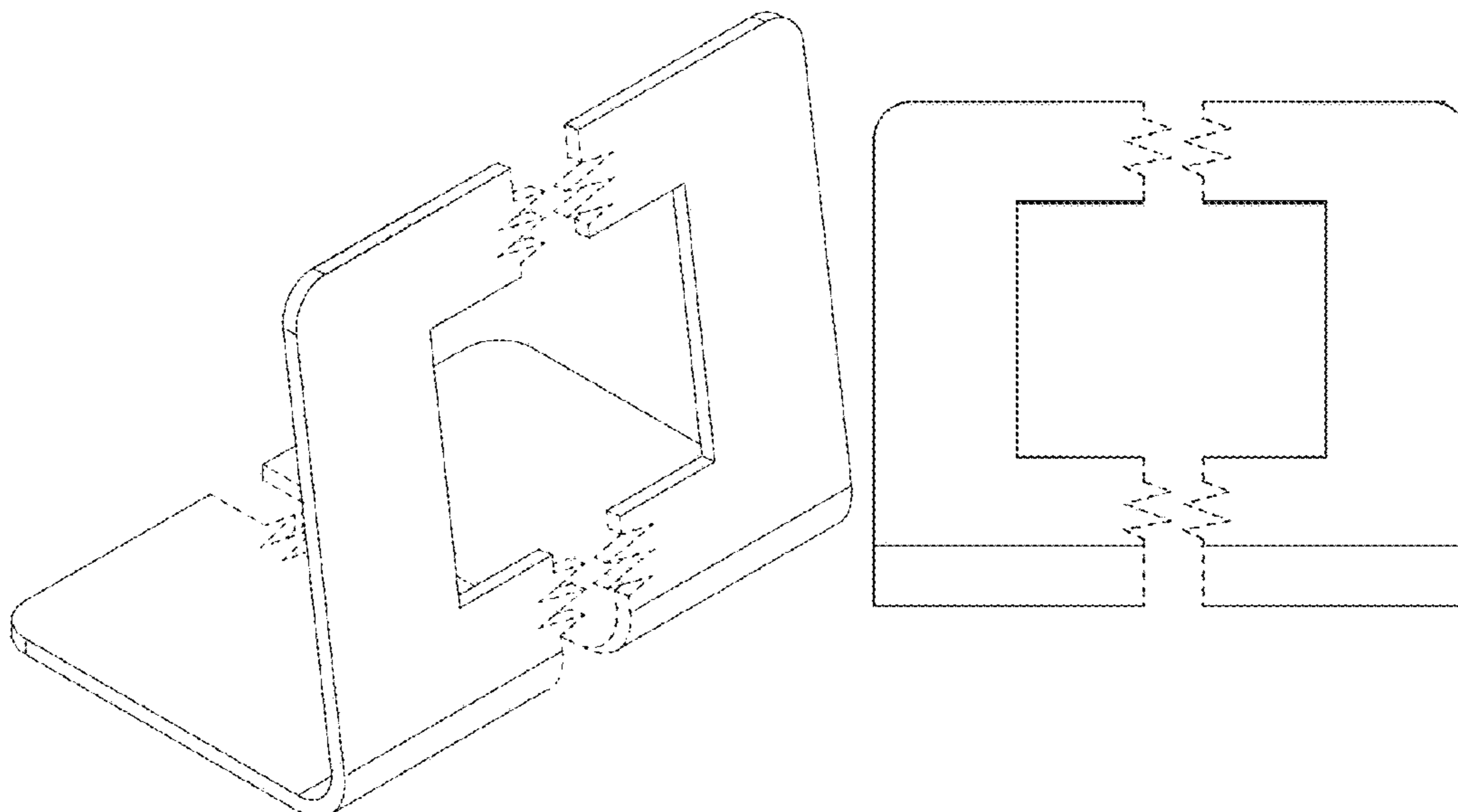
The ornamental design for a power and data receptacle  
mount, as shown and described.

**DESCRIPTION**

FIG. 1 is a top, front perspective view of a power and data  
receptacle mount showing our new design;  
FIG. 2 is a front elevation view thereof;  
FIG. 3 is a rear elevation view thereof;  
FIG. 4 is a top plan view thereof;  
FIG. 5 is a bottom plan view thereof;  
FIG. 6 is a right side elevation view thereof; and,  
FIG. 7 is a left side elevation view thereof.

The power and data receptacle mount is shown with a  
symbolic break along its length in FIGS. 1-5. The appear-  
ance of any portion of the power and data receptacle mount  
between the break lines forms no part of the claimed design.

**1 Claim, 2 Drawing Sheets**



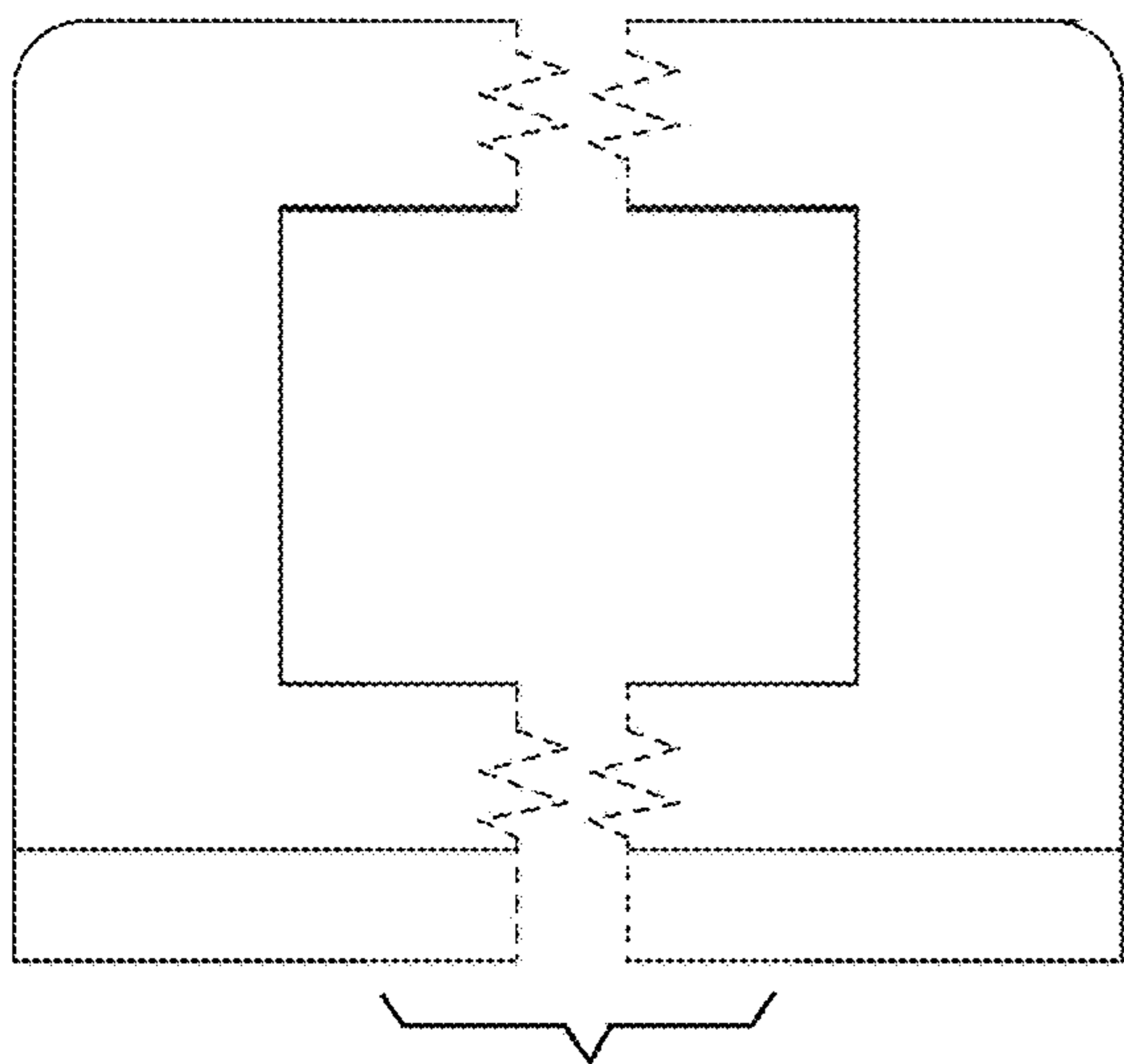
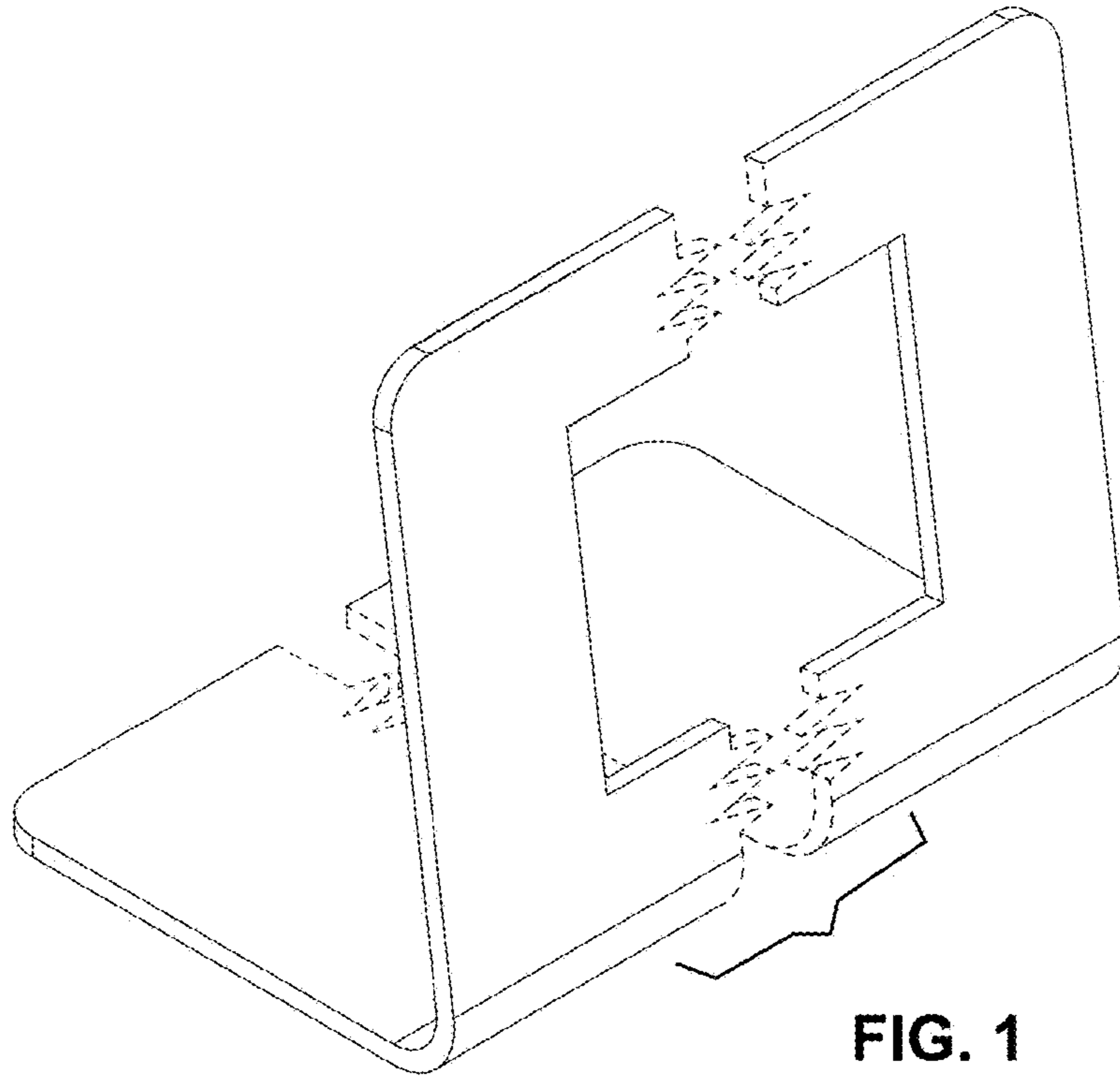


FIG. 2

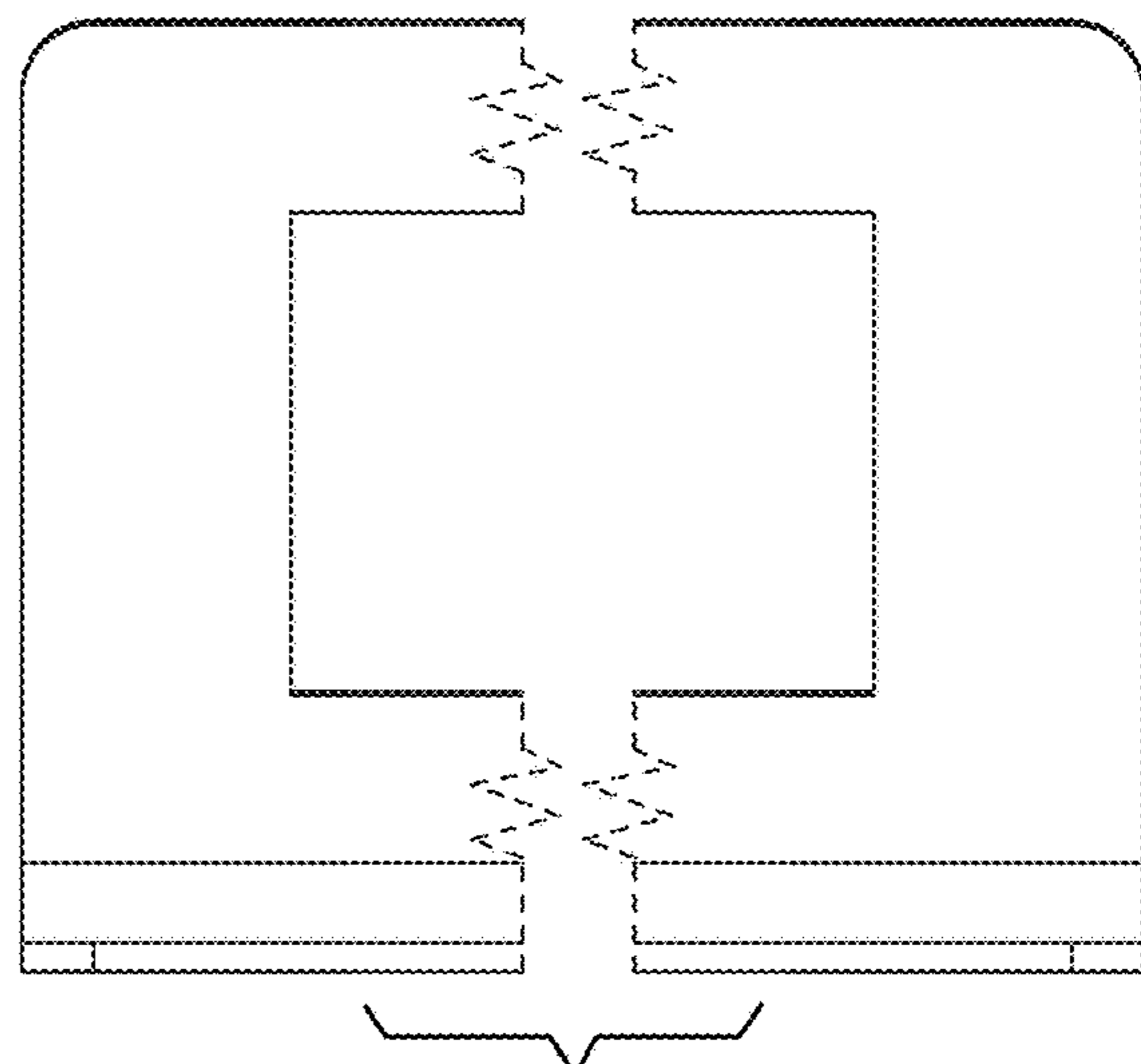


FIG. 3

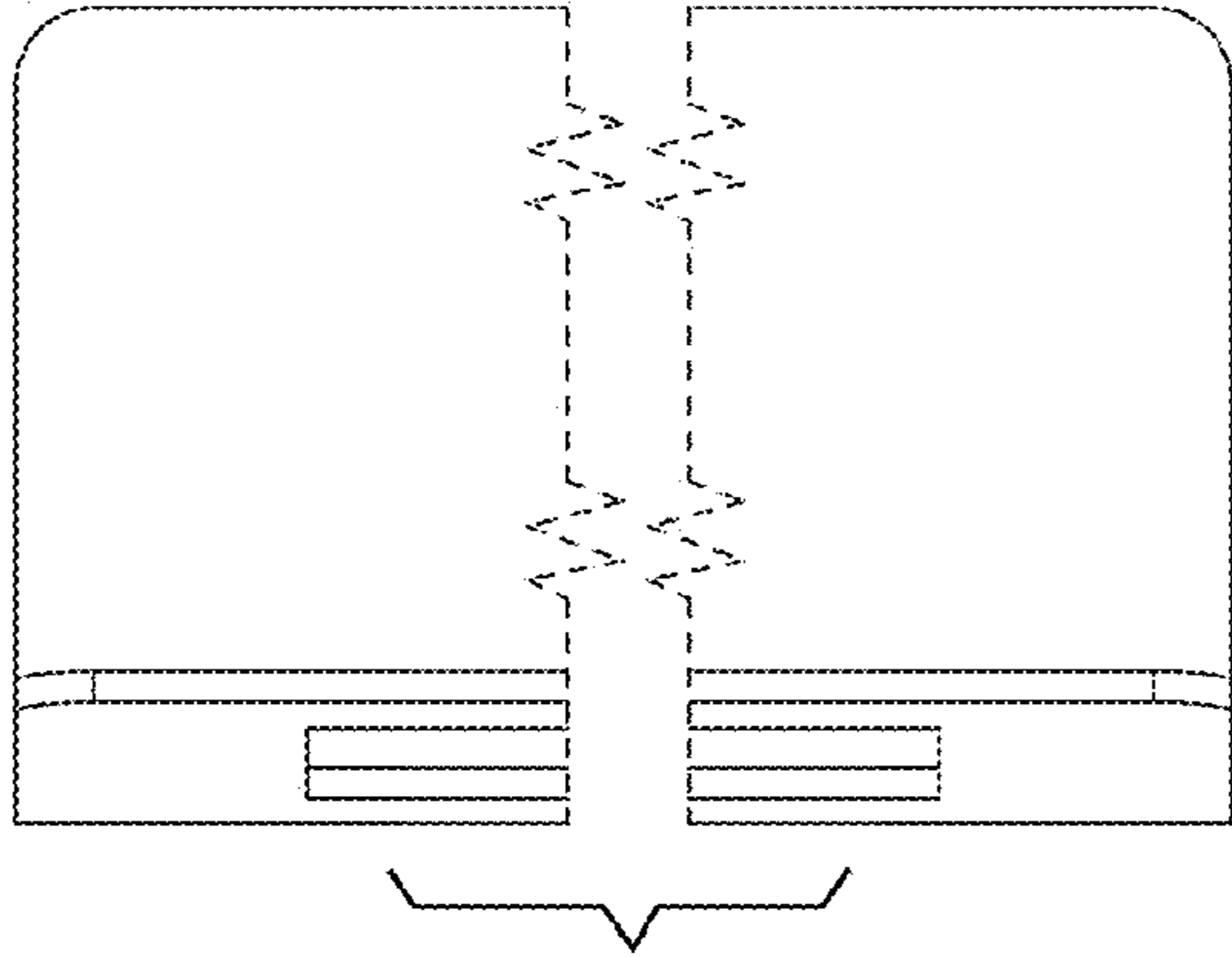


FIG. 4

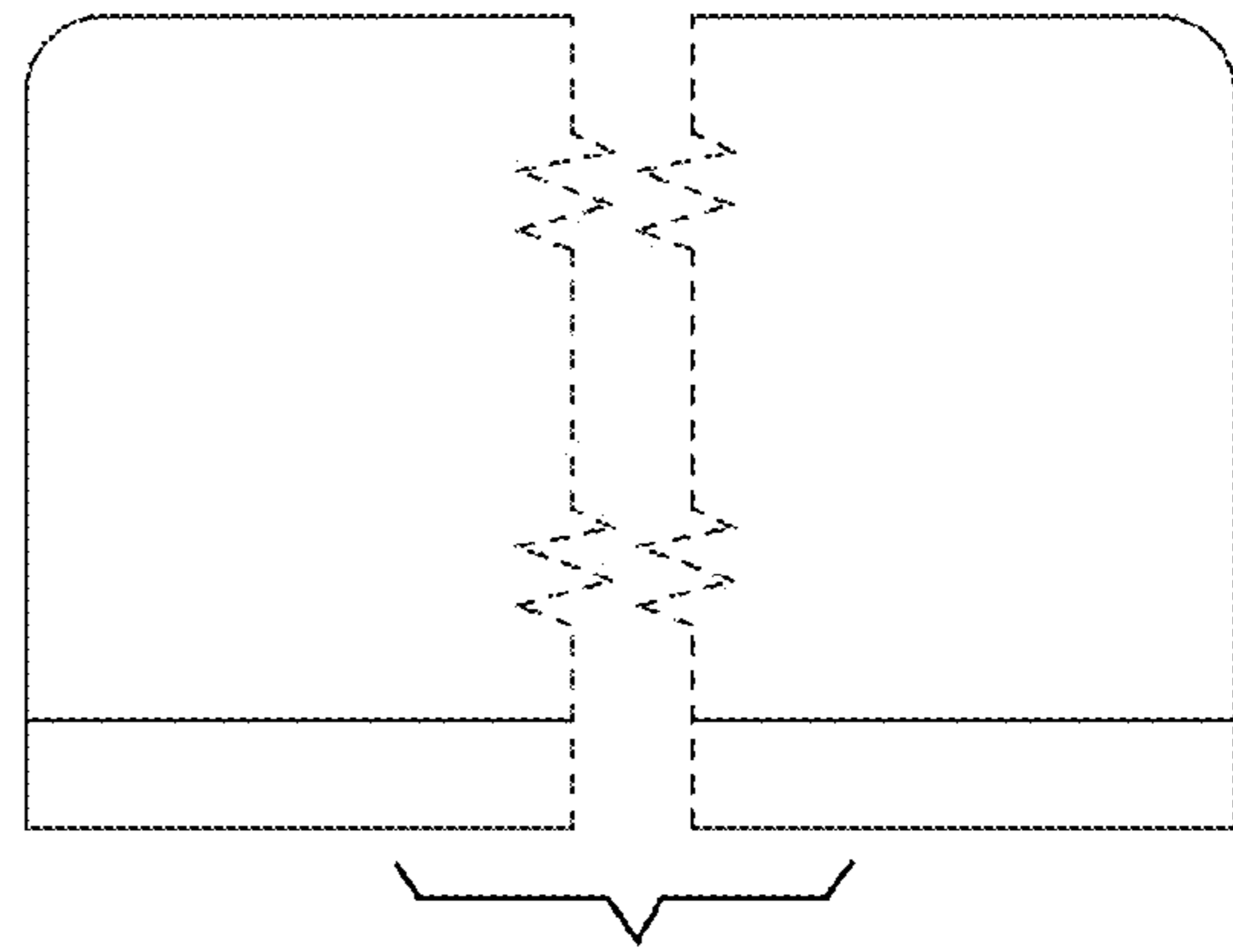


FIG. 5

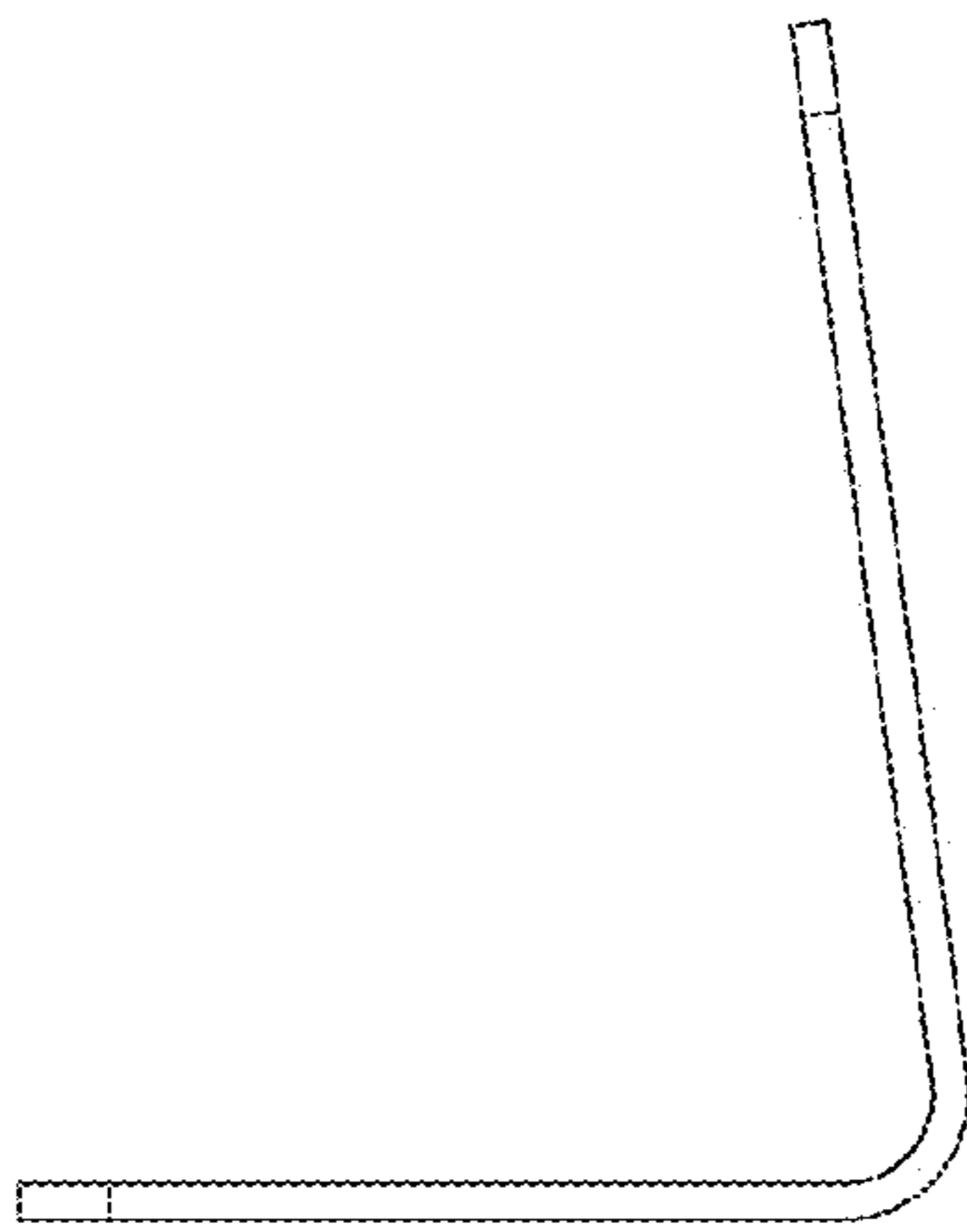


FIG. 6

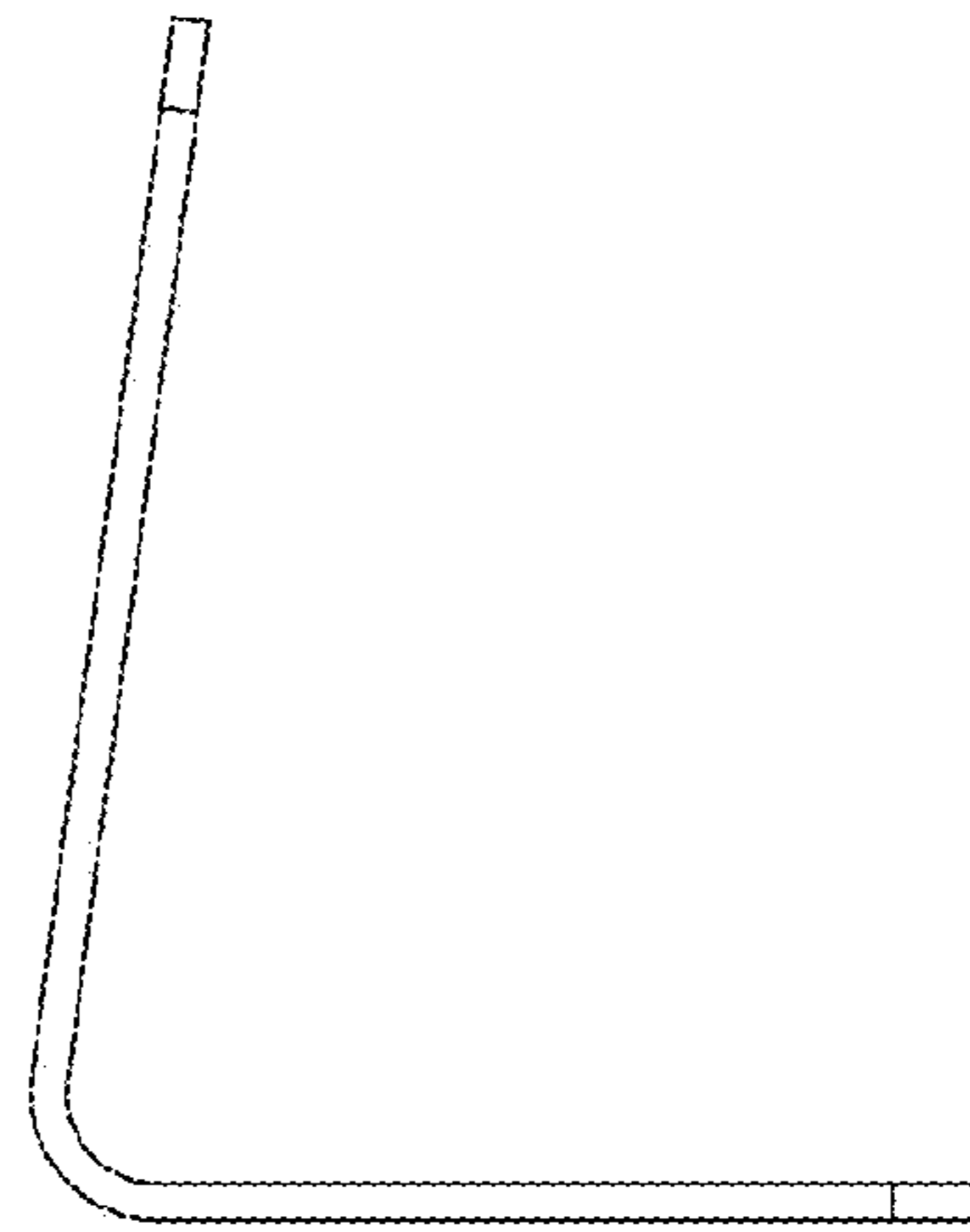


FIG. 7