



US00D911920S

(12) **United States Design Patent**
Abe

(10) **Patent No.:** **US D911,920 S**
(45) **Date of Patent:** **** Mar. 2, 2021**

- (54) **NON-PNEUMATIC TIRE**
- (71) Applicant: **BRIDGESTONE CORPORATION**,
Tokyo (JP)
- (72) Inventor: **Akihiko Abe**, Tokyo (JP)
- (73) Assignee: **BRIDGESTONE CORPORATION**,
Tokyo (JP)
- (**) Term: **15 Years**
- (21) Appl. No.: **29/712,648**
- (22) Filed: **Nov. 11, 2019**
- (30) **Foreign Application Priority Data**

May 23, 2019 (JP) 2019-011250

- (51) **LOC (13) Cl.** **12-15**
- (52) **U.S. Cl.**
USPC **D12/605; D12/501**
- (58) **Field of Classification Search**
USPC D8/375; D12/204, 207, 208, 209, 500,
D12/501, 502, 568, 579, 605
CPC B60C 1/0016; B60C 1/0025; B60C 7/00;
B60C 7/16; B60C 7/18; B60C 7/14;
B60C 7/22; B60C 11/032; B60C 11/0388;
B60C 2013/008; B60C 13/00; B60C
13/02; B60C 2009/0408; B60C
2009/0466; B60C 2001/0033; B60B 9/02;
B60B 9/04; B60B 9/08; B60B 9/26
See application file for complete search history.

(56) **References Cited**
U.S. PATENT DOCUMENTS

- 1,336,031 A * 4/1920 Gebhardt B60B 9/26
152/85
- 1,368,654 A * 2/1921 Ratchford B60B 9/26
301/84

- 1,373,101 A * 3/1921 Schlake B60B 9/26
152/82
- RE15,371 E * 6/1922 Beisel B60B 9/04
152/6
- 1,432,884 A * 10/1922 McFall B60B 9/26
152/85
- 1,450,748 A * 4/1923 Morrow B60B 9/26
152/80
- 1,625,518 A * 4/1927 Beisel B60B 9/26
152/85
- 2,055,461 A * 9/1936 Baddock B60C 7/16
152/256
- D451,190 S * 11/2001 Chen D23/412
- D451,594 S * 12/2001 Chen D23/412
- D451,595 S * 12/2001 Chen D23/382
- 6,615,885 B1 * 9/2003 Ohm B60B 9/26
152/11
- D630,566 S * 1/2011 Ebel D12/209
- D645,953 S * 9/2011 Peterson D23/411

(Continued)

Primary Examiner — Robert M. Spear
(74) *Attorney, Agent, or Firm* — Kenja IP Law PC

(57) **CLAIM**

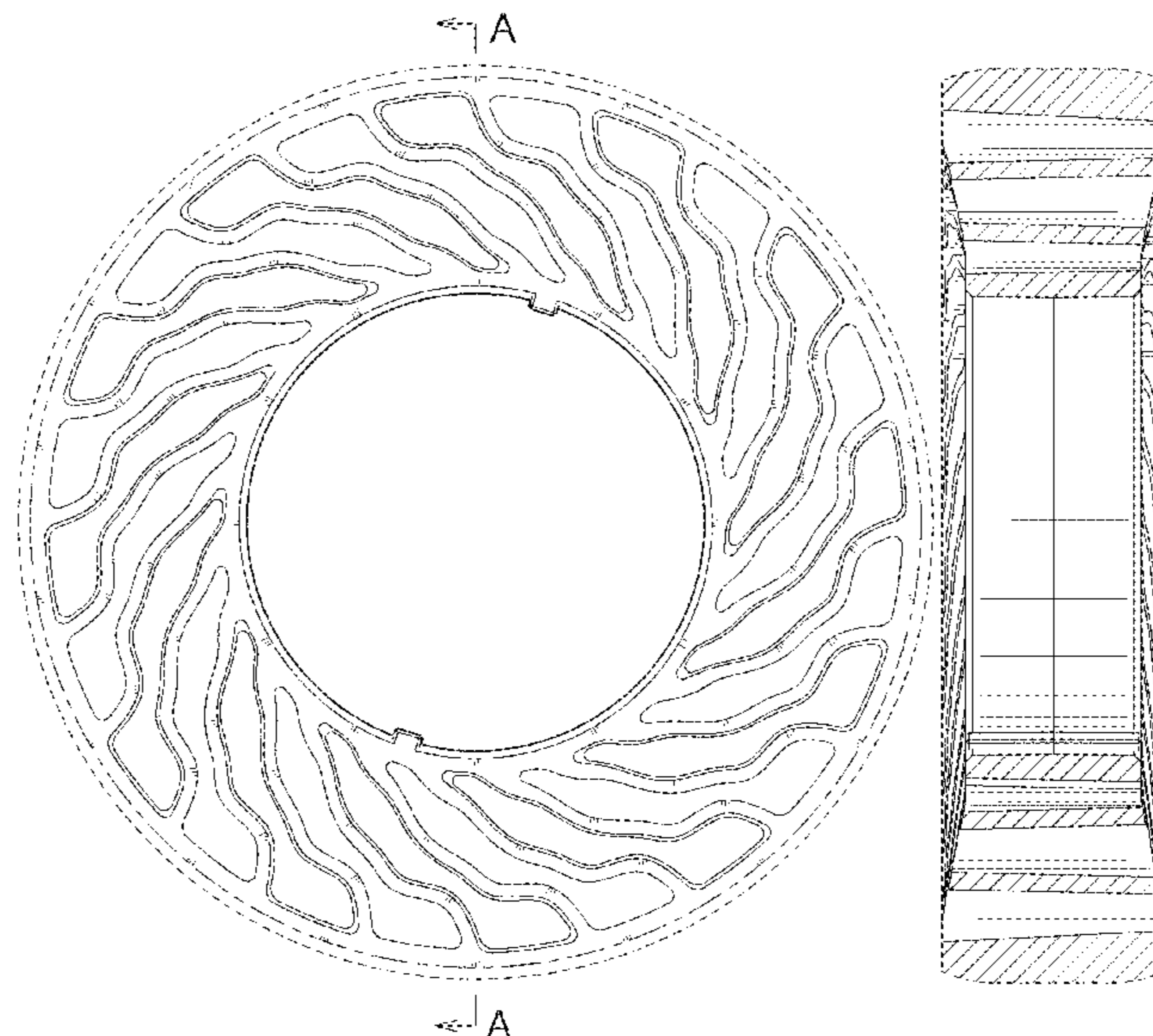
I claim the ornamental design for a non-pneumatic tire, as shown and described.

DESCRIPTION

FIG. 1 is a front view of a non-pneumatic tire showing my design;
FIG. 2 is a rear view thereof;
FIG. 3 is a plan view thereof;
FIG. 4 is a left side view thereof; and,
FIG. 5 is a section view taken along line A-A in FIG. 1 thereof.

In the drawings, the broken lines are for defining the sidewall, inner bead and the boundary between the claimed tire tread and the unclaimed sidewall, and form no part of the claimed design. The alternate long and short dash line is a line that indicates the boundary between the claimed part and the unclaimed part.

1 Claim, 5 Drawing Sheets



(56)

References Cited

U.S. PATENT DOCUMENTS

D711,815 S * 8/2014 Abe D12/605
 D763,785 S * 8/2016 Abe D12/605
 9,550,393 B2 * 1/2017 Abe B60C 7/14
 9,616,703 B2 * 4/2017 Nishida B60B 1/14
 9,713,940 B2 * 7/2017 Nishida B60B 9/02
 9,902,202 B2 * 2/2018 Shoji B60C 7/26
 D824,843 S * 8/2018 Iwamura B60B 9/04
 D12/605
 D832,770 S * 11/2018 Abe D12/500
 D833,370 S * 11/2018 Abe D12/500
 D833,959 S * 11/2018 Abe D12/500
 10,118,444 B2 * 11/2018 Abe B60B 9/08
 D844,541 S * 4/2019 Abe D12/500
 D844,542 S * 4/2019 Abe D12/500
 10,486,462 B2 * 11/2019 Abe B60C 7/14
 D897,934 S * 10/2020 Abe B60B 9/26
 D12/500

2004/0069385 A1 * 4/2004 Timoney B60B 9/26
 152/69
 2012/0193004 A1 * 8/2012 Anderson B60C 7/22
 152/310
 2012/0200149 A1 * 8/2012 Rudakevych B60B 9/26
 305/109
 2013/0240097 A1 * 9/2013 Cron B60B 9/26
 152/17
 2013/0342001 A1 * 12/2013 Imamiya B60B 9/04
 301/6.5
 2015/0174953 A1 * 6/2015 Cron B60C 7/18
 152/11
 2015/0273936 A1 * 10/2015 Nishida B60C 7/14
 152/80
 2016/0280005 A1 * 9/2016 Cron B60C 7/14
 2017/0341464 A1 * 11/2017 Nishida B60C 7/14
 2017/0368877 A1 * 12/2017 Gaylo B60C 7/14
 2018/0222254 A1 * 8/2018 Abe B60B 9/04

* cited by examiner

FIG. 1




FIG. 2




FIG. 3




FIG. 4




FIG. 5

