



US00D911908S

(12) **United States Design Patent**
Li et al.

(10) **Patent No.:** **US D911,908 S**

(45) **Date of Patent:** **** Mar. 2, 2021**

(54) **VEHICLE WHEEL**

(71) Applicant: **CITIC Dicastal Co., Ltd.**,
Qinhuangdao (CN)

(72) Inventors: **Zhen Li**, Qinhuangdao (CN); **Shan Ma**,
Qinhuangdao (CN); **Song Sheng**,
Qinhuangdao (CN)

(73) Assignee: **CITIC Dicastal Co., Ltd.**,
Qinhuangdao (CN)

(**) Term: **15 Years**

(21) Appl. No.: **29/712,526**

(22) Filed: **Nov. 8, 2019**

(30) **Foreign Application Priority Data**

May 29, 2019 (CN) 201930269390.6

(51) **LOC (13) Cl.** **12-16**

(52) **U.S. Cl.**
USPC **D12/209**

(58) **Field of Classification Search**

USPC D12/204-213; D21/563
CPC B60B 7/00; B60B 7/02; B60B 7/04; B60B
7/01; B60B 7/06; B60B 3/02; B60B 3/04;
B60B 3/06; B60B 3/10; B60B 1/00;
B60B 1/08; B60B 1/10; B60B 1/12
See application file for complete search history.

(56) **References Cited**

U.S. PATENT DOCUMENTS

D359,938 S * 7/1995 Chien D12/209
D367,635 S * 3/1996 Odette D12/209

D403,645 S * 1/1999 Chung D12/209
D413,852 S * 9/1999 Cullen D12/209
D448,713 S * 10/2001 Ong D12/209
D506,966 S * 7/2005 Kataoka D12/209
D528,496 S * 9/2006 Marji D12/211
D534,114 S * 12/2006 Holstein D12/211
D544,426 S * 6/2007 Siler D12/209
D579,847 S * 11/2008 Hieke D12/211
D580,334 S * 11/2008 Blasi D12/211
D597,916 S * 8/2009 Chung D12/209
D694,164 S * 11/2013 Chinavare D12/209
D783,500 S * 4/2017 Hubers D12/211
D786,163 S * 5/2017 Wuescher D12/211
D787,410 S * 5/2017 Chung D12/211
D792,308 S * 7/2017 Guo D12/209
D797,030 S * 9/2017 Chung D12/211
D833,949 S * 11/2018 Sempek D12/211
D857,594 S * 8/2019 Liffick D12/211
D895,511 S * 9/2020 Howell D12/209

* cited by examiner

Primary Examiner — Stacia A Cadmus

(74) *Attorney, Agent, or Firm* — IPro, PLLC; Qian Gu


(57) **CLAIM**

The ornamental design for a vehicle wheel, as shown and described.

DESCRIPTION

FIG. 1 is a front view of a vehicle wheel.
FIG. 2 is a perspective view of the vehicle wheel; and,
FIG. 3 is a left side view of the vehicle wheel.
The broken line showing of the rear of the rim, the valve stem hole, the bolt holes and the center hole in the central hub area is included for the purpose of illustrating environment and forms no part of the claimed design.

1 Claim, 3 Drawing Sheets






FIG. 1

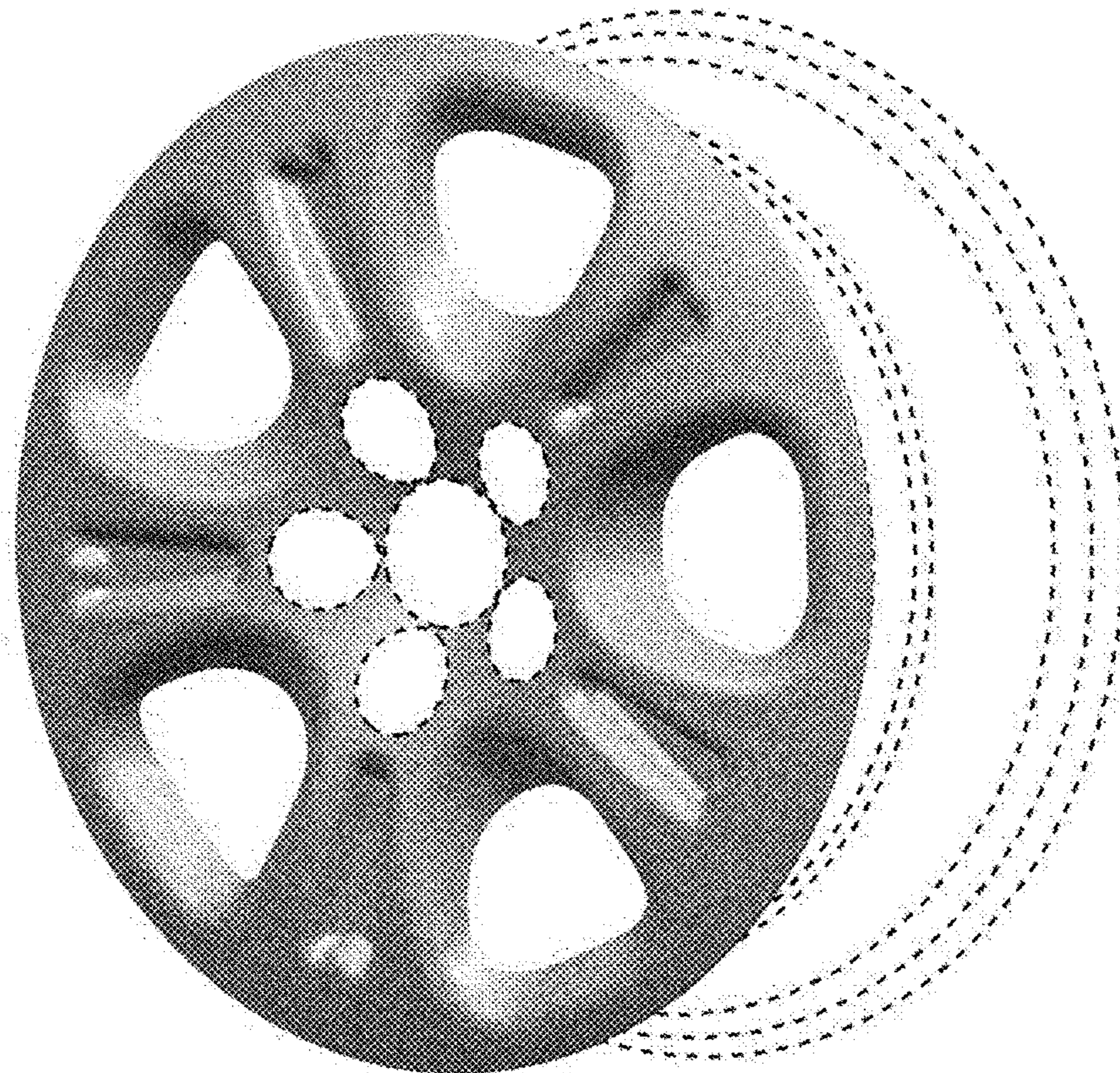


FIG. 2

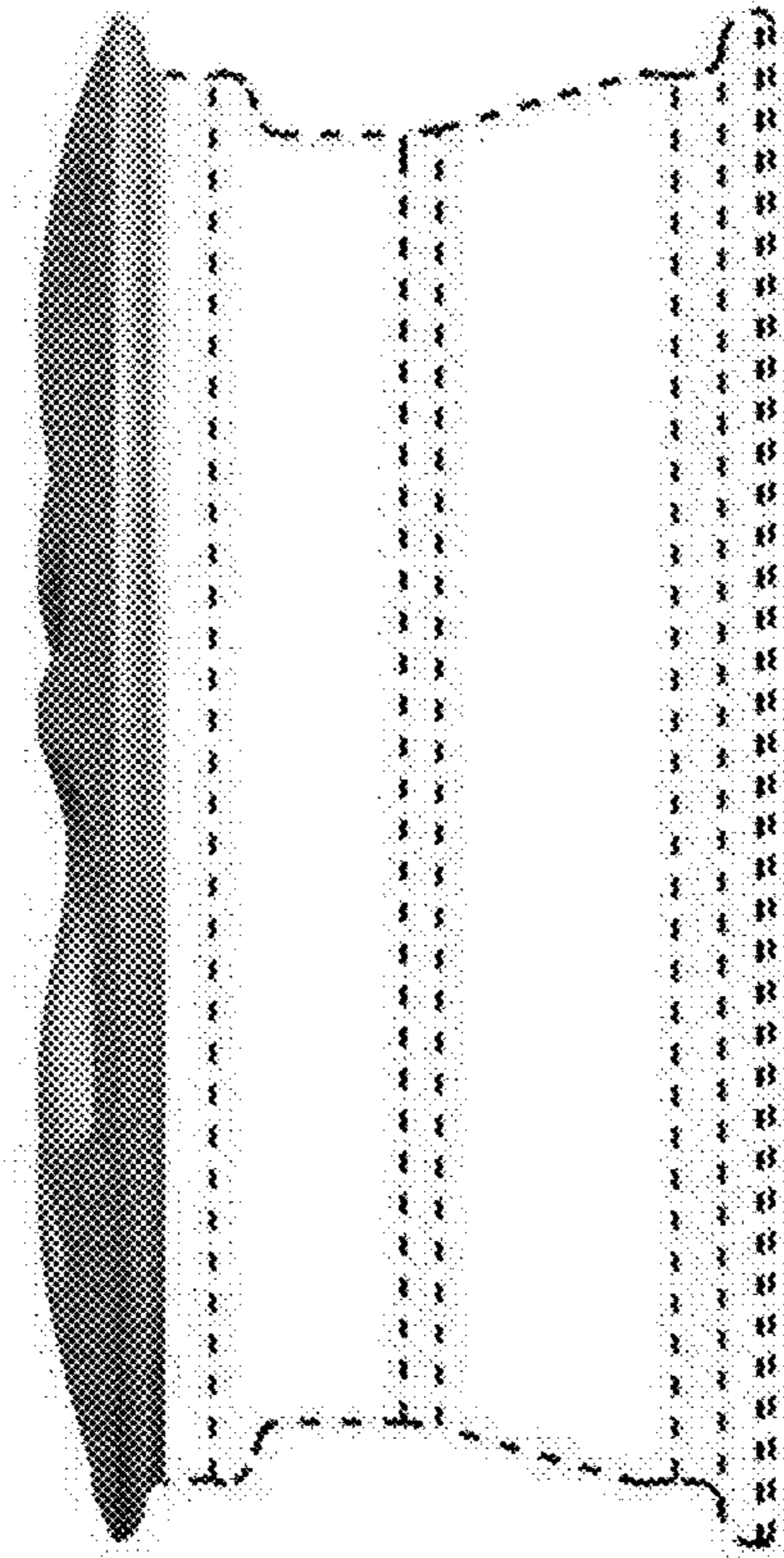


FIG. 3